

# **SELF-STUDY REPORT**

of

## **VANANCHAL DENTAL COLLEGE & HOSPITAL**



**VILL - FARATHIYA, P.O- GARHWA, P.S.- GARHWA, DISTT- GARHWA,  
JHARKHAND PIN- 822114 822114**

**[www.vdchgarhwa.com](http://www.vdchgarhwa.com)**

**Submitted to**

**NATIONAL ASSESSMENT AND ACCREDITATION COUNCIL**

**BANGALORE**

**for**

**Accreditation**

**(First Cycle)**

SELF STUDY REPORT FOR NAAC ACCREDITATION, I CYCLE		
of		
VANANCHAL DENTAL COLLEGE & HOSPITAL		
INDEX		
S.no	Name of the Content	Page no
1	Executive summary	5-16
	1.1 Introduction	
2	1.2 SWOC Analysis	7
3	1.3 Criteria wise summary	10
4	Profile	16
	2.1 Basic Information	
5	2.2 Academic Information	18
6	Extended Profile	28
<b>Criterion –I Curricular Aspects</b>		<b>29-52</b>
1	1.1 Curricular planning and Implementation	29
2	1.2 Academic Flexibility	32
3	1.3 Curriculum Enrichment	44
4	1.4 Feedback system	48
5	Annexure 1.1.2	49
6	Annexure 1.3.2	51
7	Annexure 1.4.2	52
<b>Criterion –II Teaching, Learning &amp; Evaluation</b>		<b>53-109</b>
1	2.1 Student enrolment and profile	53
2	2.2 Catering to student diversity	55
3	2.3 Teaching –Learning process	57
4	2.4 Teacher profile & quality	63
5	2.5 Evaluation process and reforms	88
6	2.6 Student performance and learning out comes	91
7	Annexure 2.1.1	95
8	Annexure 2.1.3	96
9	Annexure 2.2.1	99
10	Annexure 2.2.2	100
11	Annexure 2.3.1	104
12	Annexure 2.4.2	107
13	Annexure 2.6.2	108
<b>Criterion –III Innovation and Extension</b>		<b>110-171</b>
1	3.1 Resource mobilization for research	110
2	3.2 Innovation eco system	111
3	3.3 Research Publication and awards	113
4	3.4 Extension activities	115
5	3.5 Collaboration	124
6	Annexure 3.3.1	124
7	Annexure 3.3.2	135
8	Annexure 3.3.3	136
9	Annexure 3.3.4	156

INDEX		
S.no	Name of the Content	Page no
10	Annexure 3.4.1	156
11	Annexure 3.4.2	159
12	Annexure 3.5.1	164
<b>Criterion –IV Infrastructure and learning resources</b>		<b>172-228</b>
1	4.1 Physical facilities	172
2	4.2 Clinical equipment and laboratory learning resources	178
3	4.3 Library as a learning resource	184
4	4.4 IT infrastructure	188
5	4.5 Maintenance campus infrastructure	190
6	Annexure 4.3.2	192
7	Annexure 4.3.3	227
8	Annexure 4.4.1	228
<b>Criterion –V - Student Support &amp; Progression</b>		<b>229-250</b>
1	5.1 Student support	229
2	5.2 Student progression	231
3	5.3 Student participation and activities	233
4	5.4 Alumni Engagement	236
5	Annexure 5.1.2	238
6	Annexure 5.1.3	239
7	Annexure 5.1.5	240
8	Annexure 5.2.1	244
9	Annexure 5.2.1	244
10	Annexure 5.3.2	245
11	Annexure 5.3.3	246
12	Annexure 5.4.1	247
13	Annexure 5.4.2	250
<b>Criterion –VI – Governance , Leader ship &amp; Management</b>		<b>251-286</b>
1	6.1 Institutional Vision and leader ship	251
2	6.2 Strategy development and deployment	254
3	6.3 Faculty empowerment and strategy	258
4	6.4 Financial management and resource mobilization	260
5	6.5 Internal Quality assurance system	263
6	Annexure 6.1.1	265
7	Annexure 6.1.2	267
8	Annexure 6.2.1	268
9	Annexure 6.2.2	269
10	Annexure 6.3.1	269
11	Annexure 6.3.2	271
12	Annexure 6.3.5	272

INDEX		
S.no	Name of the Content	Page no
13	Annexure 6.4.1	275
14	Annexure 6.5.1	277
15	Annexure 6.5.2	286
<b>Criterion –VII - Institutional Values and Best Practices</b>		<b>287-324</b>
1	7.1 Institutional values and Social Responsibility	287
2	7.2 Best practices	295
3	7.3 Institutional distinctness	299
4	Annexure 7.1.1	300
5	Annexure 7.1.2	302
6	Annexure 7.1.3	305
7	Annexure 7.1.4	306
8	Annexure 7.1.5	307
9	Annexure 7.1.6	308
10	Annexure 7.1.7	310
11	Annexure 7.1.8	310
12	Annexure 7.1.9	313
13	Annexure 7.1.10	314
14	Annexure 7.2.1	318
<b>Criterion – VIII Dental Part – B</b>		<b>325-376</b>
1	8.2 For Dental College	325
2	Annexure 8.1.1	333
3	Annexure 8.1.2	348
4	Annexure 8.1.4	351
5	Annexure 8.1.5	355
6	Annexure 8.1.6	359
7	Annexure 8.1.9	362
8	Annexure 8.1.11	367
9	Annexure 8.1.12	372



## EXECUTIVE SUMMARY

### INTRODUCTION

Vananchal Dental College and Hospital is proud of Jharkhand and is going to be Necklace of Jharkhand in the field of educational hub for the poor and neglected people of the state, as the chairman coming from the poor family his vision is towards poor people and make treatment available to the poor at low cost . Vananchal Dental College and Hospital (VDCH), located in Farathiya-Hoor, Garhwa District, Jharkhand (822114) is affiliated to Nilamber Pitamber University, Medini nagar, Jharkhand and is recognised by the Dental Council of India, New Delhi. The institution was initiated by Sri Dinesh Prasad Singh in the year 2007 under Vananchal Educational and Welfare Trust, Farathiya-Hoor, Garhwa District, Jharkhand (822114) which manages an integrated campus spread through 100 acres of land in the rural stretch. The college offers undergraduate (BDS) and postgraduate (MDS) courses in the various disciplines of Dentistry.

Vananchal Dental College and Hospital (VDCH) has a total built-up area of 224991.6 sq.ft with state of the art facilities, comprehensive clinics for undergraduate training and 8 speciality clinics for the postgraduate training. The college is furnished with all advanced equipments and stringent infection control protocols are adopted while training the undergraduate and postgraduate students to excel in their field.

VDCH practices innovative teaching-learning methods such as Small Group Teaching (SGT), Clinical Shadowing, Project-based Teaching, Problem-Based Learning (PBL), Case-Based Learning (CBL) methods and e-learning facility with centralized repository of learning resources. Our innovative pedagogic framework improves student learning by creating an integrated/ interdisciplinary curriculum. This helps the student to understand the connections and integration of the sub-disciplines within a subject area, thus, allowing the learner to explore. Additionally, the college encourages and provides a platform for both students and the faculty to undertake research activities and subsequently, the publication of the research work to further strengthen the basis of scientific learning.

Vananchal Dental College has a dedicated Community Outreach Department that engages students in various grass root initiatives to provide deep exposure on rural dentistry. However, all the frameworks, innovations and interventions are well-structured to fall in the lines of institutional Vision and Mission. The average passing index of the college in previous years has been recorded to be around 81.8% with few students securing the top positions in university examinations.

**Vision:** To establish an Institute of Dental Education and Research of global standards and to serve the people in the region with dental healthcare at an affordable cost with special focus on the rural sects of the local population. The college ensures that every strategic intervention and operational roadmap is strictly aligned to the defined Vision of the institution.

In Academic space, the college has introduced patient-centric care as a driving principle for initiating continuous training programs/continuing dental education (CDEs) to nurture both students and the faculty. Patient Counselling Process and Patient Feedback Mechanism is designed monitored and periodically reviewed by each Department and drive our course corrections.

The administration ensures that hospital premises are under strict monitoring of clinical and infection control protocols. Outcome-oriented research activities encourage scholars to address issues that are of societal relevance. Strong mentors advise the budding learners and innovators to take up problems that enable the local residents and other stakeholders towards increasing accessibility of the oral health care. Outcomes of all academic, research, innovation and outreach segments are directed towards addressing and solving the burning issues in the broader ecosystem. Thus, our overall services are designed principally towards achieving our Vision of 'Oral Healthcare for the Rural'.

We uplift our facility, faculty, students and provide an opportunity for other stakeholders (peer institutions, Alumni, Innovators etc.) to be a part of the Vision through strategic Collaborations. With transparency, trust and teamwork as core values, the management and the faculty of Vananchal Dental College have built a diligent set of mission guidelines.

**Mission:** Vananchal Dental College and Hospital (VDCH) will be the premier academic dental institution promoting excellence in dental education, research, oral health care and community service to improve the overall health of the population. We will provide outstanding service to students, patients, faculty, the non-teaching staff members, alumni and other stakeholders in the form of local health care professionals within our facilities and our community.

We will shape the future of the profession through scholarship, creating and disseminating new knowledge, developing and using innovative technologies and educational methodologies and by promoting critical thinking and lifelong learning. We will do so in an

ethical, supportive environment, consistent with our core values of trust, responsibility, respect, fairness, compassion, excellence, service and effective communication in synergy with the strategic plan of the Vananchal Group of Institutions under Vananchal Educational and Welfare Trust, Farathiya-Hoor, Garhwa. Also, with the help of sister institutes in the form of para-medical and nursing faculties, we assure highly qualified technicians coming out to serve the society as well as our institution.

Vananchal Educational and Welfare trust (VEWT) has proposed to establish Medical College (MBBS & BAMS), Pharmacy College, and International school and Big central library for research work and Incubation centre. The proposals have been submitted to the concern authorities and NOC had already been obtained. The building and other infrastructure are under construction process.

### **1.1 Strength, Weakness, Opportunity and Challenges (SWOC)**

#### **Institutional Strength:**

Vananchal Dental College and Hospital (VDCH), located at Farathiya-Hoor, in Garhwa District, Jharkhand State is the first of its kind of institutes, as prior to this, no technical institution was there in the adjoining areas. The vision of our chairman has largely been to promote healthcare and educational aspects of the local people to help them get employment opportunities and helping the administration to end the Naxalite activities in the area.

Energetic full-time faculty, high-end state of the art infrastructure, comprehensive clinical training, extensive outreach activities, highly competent and fitting into the contemporary education system, extra-curricular programs, evidence-based clinical and para-clinical research and practice and lively alumni guidance and interaction enables us to maintain the esteem and consistency. Facilitation of teaching, learning and administrative workshops, training sessions on advanced e-teaching and evaluation methods and active implementation of these skills empower our faculty further.

The changeover from specialty student postings to comprehensive clinical training and services has brought about a broader treatment approach and understanding of the students for the subject. The widespread establishment of two satellite centers (as on date), regular dental health awareness camps, oral healthcare camps and active involvement of students in such activities outspread the reach of our services.

The satellite clinics, also, provide an excellent opportunity for our alumni both as an employment scheme and likewise an option for work experience enhancement before setting up their private practice. Dynamic participation of students in the vivid cultural and scientific activities held in our institution refreshes and renews our spirit in our academic schedule.

Apart from curricular post-graduate students' dissertations and short-studies, even the undergraduate students are encouraged to take up small projects for research activity and reviews to make paper and poster presentations at various students' conventions and conferences held across the country.

Orientation programs for undergraduate and postgraduate students aid in aligning the students to become the best in their future endeavours. Career guidance by professionals to our interns and postgraduate students highlighting all the alternate paths that can be pursued to broaden our professional spirit or, deviate to any other proficient job direct them to widen our alumni scope.

### **Institutional Weakness**

Vananchal Dental College, located in Farathiya Village near to Garhwa town (7 Kms), comes under rural area. The connectivity with major towns within and the other states via rail and road routes is, thus, one of the hindrances for the spread of the institutional valour. The nearest domestic airport is 225 Kms away in Ranchi, Patna and Varanasi.

Also, this place has largely remained under the control of Naxalites for a long time which has hindered its overall development in due course of time. At first, the government, also, opposed to give permission to establish the Dental College in this area, though, later, with the persistent efforts of our Chairman and the local people's request, permission was granted by the government for starting this venture. Presently, the area is free from any effect from the Naxals including the adjoining areas.

These setbacks of being in a remote location and with restricted transport facilities are potential disadvantages to the institution which make us unable to attract students from far-off places within and from the other states of the country to get admission in the institution. As a private dental institution, the college follows the rules and regulations laid down by the Dental Council of India, New Delhi regarding the course curriculum and its up gradation.

## **Institutional Opportunity**

The institute's geographical location of being a major pilgrimage city amidst numerous villages provides us with an excellent opportunity to spread oral healthcare awareness through unique initiatives. Our progressive attitude towards dental education enables us to get a good number of admissions to date in spite of being in a rural set-up.

The region in and around the Garhwa District in Jharkhand is a known fluoride belt zone ( in five Grama Panchayat) wherein we have started initiative to work for the healthcare needs of the local residents with the help of a committee composed of Govt. officials as well as of Principal District judge, Sessions Court Garhwa. The programme is being carried in the guidelines of Hon'ble High Court of Jharkhand.

Vananchal Dental College and Hospital (VDCH) being the only Dental College in the 300 Kms zone in the area. We are able to serve the oral healthcare needs, not only of the people of Jharkhand but of the adjoining states of Bihar, Uttar Pradesh, Madhya Pradesh and Chhattisgarh as well. The College is also catering to the needs of guiding dental students to meet the expected dentist population ratio by giving dental education to the students of the said states.

Our student and faculty achievements, standardized treatment outcomes and well-maintained campus atmosphere speak of the visibility of our institute. We intend to increase this visibility further using social and print media.

Our best practice of outreach via the established satellite clinics not only enables us to reach the remote areas but, also, collect and utilize the data obtained from them. This data potentially includes the available resources and current dental disease status which makes us aware for the need and enables us to conduct focused research and give a prospective solution towards the existing health issues in the contemporary times.

Our profession involves clinical and laboratory aspects running hand in hand to provide the best treatment output. Though we have the best-established clinical environment, starting a professional dental laboratory set-up can empower us further. Our institute is a part of Vananchal Educational and Welfare trust where we have a healthy relationship with other constituting colleges within our campus making us availabilities and the opportunities to have

knowledge transfer and industry interactions to develop dental products meeting international standards.

### **Institutional Challenge:**

According to the National Educational Policy Draft, 2019, the dental profession is plagued by overcapacity which poses a challenge to maintain consistent admission percentages in our institute and facilitate employment opportunities to the students, thereby, maintaining professional sustainability. Due to the geographical location of the college, patient's inflow is mostly from the surrounding rural villages which makes it difficult for us to impregnate the concept that "*dental diseases are expensive to treat, however, simple to prevent*" into the mindsets of the neighbouring population in the local area. Their unwillingness to change the general opinion on our profession poses the challenge to treat them at par with that of the urban and metropolitan dental service providers.

Similar attitudes reflect from the disciples enrolling into our institute who take up dentistry by chance rather than by choice. Adding to this further, is the middle-class belief that 'they invest more and gain less' in an already saturated profession. So, we face a challenge to enlighten the students about all the career options available currently and also, make them confident about grabbing every opportunity possible in the future.

## **CRITERIA WISE SUMMARY**

### **I. Curricular Aspects:**

The institute ensures effective curriculum planning, delivery and evaluation. The annual academic calendar is made every year before the commencement of the academic session. Monthly lesson plans are designed by individual departments, we regularly conduct interdepartmental/add on courses.

The curriculum extensively covers information on primary health care, national health programs. Our students are involved in 1. Health education of rural population 2. Collection of baseline health information. Women's health is gaining importance in the areas such as nutrition, reproductive health, consequences of violence, ageing, lifestyle-related Conditions and the occupational environment. Ethics and human values form an important dimension of the profession. Around 74% of our students had taken field visits during the preceding academic year. The postgraduate curriculum is also planned specialty wise which includes

seminar presentations Bi/Tri weekly, journal club discussion, and case presentations. Multi-disciplinary / Interdisciplinary clinical case discussions are held as and when required to discuss and submit the treatment plan.

The internal examination committee of the institute formulates the internal exams timetable and monitors the evaluation of theory and practical/clinical examinations for both undergraduate and postgraduate students. During the IQAC meetings, the progress of the curriculum delivery is monitored and if warranted additional lecture and practical/clinical hours are granted. Feedback on the syllabus progression is obtained from students and required measures are implemented for timely completion. As a unique initiative of our institute, we annually send around 10 interns to various reputed dental clinics in southern or northern states. This externship program facilitates the students to experience the difference inpatient care at an institutional level and private clinical set up (Real time industry experience). The institution mandatorily implements the Basic life support (BLS) training for all students.

## **II. Teaching-learning and Evaluation**

Due consideration is given to equity and rule of reservation is followed during the admission process for every academic year, subsequently, 78.3% of seats were filled for the various programmes offered by the institute. The institute also has student admissions from the neighbouring states and from other states of India. The institution also assesses the learning levels of students and conducts orientation programmes for advanced learners and low performers. The Student: Teacher ratio at Vananchal Dental College is nearly 1:5. The college has wide options to play various sports to improve their strength training. These activities afford positive impact on student's emotional, intellectual, social, and interpersonal development.

**Small group teaching** is an innovative way of learning practiced in the institution. The most admirable part of teaching methodologies at our institution is **activity-based learning** and drawing students towards **student centric learning**. Clinical shadowing of I and II BDS students helps in the integration of basic and clinical sciences.

The teachers along with the students use Laptops and various education tools during classes as well as in practical/clinical sessions with the help of the Wi- Fi facility. Students are given small projects and are encouraged to design and perform public awareness programs. They



also design posters and models for educating the public which they use in the door to door Campaigning of dental health awareness. Four internal assessment examinations are scheduled according to the university and planned at the convenience of the academic calendar. Continued dental education programs to upgrade the knowledge and professional skills are conducted through ACE- VDCH. The parent-teacher meetings are organized twice in the academic year. The students who score less than 40% are categorized as slow learners and remedial classes are conducted accordingly.

### **III. Research, Innovations and Extension**

Vananchal Dental College is located amidst multidisciplinary environment with Homeopathic, Degree, Nursing, Paramedical, Education colleges around.

The initiative is designed to build an ecosystem of innovation and problem solving by addressing local needs. As an institution we leverage on our connections with Government, NGOs (not-for-profit organizations) and Social enterprises VDCH promotes research culture by providing the required infrastructure and grants to students and faculty. The institution has a stated code of Ethics for research implementation. Teaching faculty has nearly 200 scientific publications in various national and international journals to their credit. Among them, more than 70% are indexed in Pubmed, Scopus and UGC. There are also significant contributions by our faculty to standard textbooks. We have three functional MoU's with reputed organisations and institutions

Apart from delivering oral health services, Vananchal Dental College has been organising regular extension and outreach activities every year since its inception in 2007. As recognition of these outreach activities, we received **Dr D.N. Kapoor award, Best Community Service Award** by **IAOMR** thrice consecutively. Our institute received 175/2000 rank in **Swachhta rankings 2017** of higher educational institutions by **the Ministry of HRD, Govt. of India.**

### **IV- Infrastructure and Learning Resources**

The College provides the state of art infrastructure that will give the students ample learning opportunity. All the learning halls are ICT tools with LCD projectors, whiteboards.

We facilitate comprehensive dental treatment for effective patient care. We follow a method of promoting community oriented dental education; the institution has fully equipped mobile



Dental van to provide screening and treatment needs. *Oral health alliance- smiles of every day* is an initiative from the institute rendering awareness on oral health at the doorstep thereby catering the needs of the under-served patients. The institute has its privilege of establishing 02 satellite dental clinics in and around the geographical rural location. The campus houses varied facilities such as Medical Centre with 50-beds and 24x7 residential doctors and staff nurses, an ambulance with 24x7 services, and clinical psychologist. Spacious hostels separately for girls and boys, with Cafeterias and food stalls offering a varied menu. The other facilities on the campus to mention are Bank. The in-house campus facilities include solar power panels. The clinical training facilities are continuously updated to ensure that students are provided with state-of-the-art facilities. The Central Library of our college is a Strong self-learning resource with an exhaustive collection of National and International Journals, E-journal subscriptions that can be accessed through EBSCO. The institution has civil, electrical, plumbing, computer and dental equipment maintenance and sports facilities sections with skilled personnel.

## **V. Student Support and Progression**

Our Institute engages faculty, staff and students to work in a collaborative environment to create a rich engaged learning teaching and improved behavioural experiences. It also contributes to a significant increase in student learning retention and graduation rates. Vananchal Educational Resource for NEET Aspirants which offers a unique opportunity for all passed out final BDS students to pursue in-term coaching for MDS-NEET during Internship period with no additional registration fee. Coaching encompasses objective exams in NEET pattern during weekends on prescheduled subject syllabi and includes explanatory classes on demand from enrolled students. During the last five years, 51% of students have qualified in various competitive examinations. In this way every student is either self-employed or placed in some professional organization.

The student council of Vananchal dental college is active and it is collectively responsible for activities like management of Hostels, academic concerns of students, organizing the cultural and sports activities on campus and many more. It serves to encourage the student in learning about leadership.

**The Alumni Association of Vananchal Dental College, Farathiya, Garhwa District** is proposed to be registered under the Societies Registration Act with 100 members till date. The alumni meet will be held every alternative year and structured Committee comprising

President, Secretary, Treasurer and Executive committee members will be elected. Alumni association conducts short-term hands-on workshop in various advanced academic sessions like Rotary Endodontics, Dental Implantology for Alumni members to excel in their clinical practices.

## **VI. Governance, Leadership and Management**

The institute has a clearly stated vision and mission. The institution provides quality dental care to unaffordable with minimal or no charge. We also reach the community by establishing satellite clinics and conducting routine dental camps to the needful in various rural and urban centres. The decisions taken by the Governing Body are implemented in a decentralized administrative setup. The Managing trustee of Vannchal Dental College communicates the requirement / goal and monitors the progress. The Principal ensures the implementation by designating the work to the HOD'S and concerned committees.

IQAC monitors the internal quality through the comprehensive feedback mechanism for continuous improvement of the curriculum, teaching-learning process by the external academic peers – external examiners help to know the strength and weaknesses of the system evaluation, research, and financial management and student support services. The college obtains feedback from the students on teaching, infrastructural facilities, learning resources and student support services, from parents, academic peers and alumni.

Every faculty member is involved in various academic, administrative and other non-statutory committees. Regular training programmes are provided to the faculty to take up responsibilities. The electronic management systems are being introduced in academic, clinical and administration, to be governed through. The employees of the institute are offered financial support, health care, and family support as per TRUST policies. The faculty are encouraged to participate in academic meets and offered financial support.

The sustenance in quality is ensured through effective professional development and training programmes. The fund mobilization and utilization are through a well-documented annual budget preparation, external auditing and scrutinized by internal certified audits.

We, at Vananchal dental college not only take pride in following the core values and culture of the organization by ourselves but also aligning all the stakeholders like students, the teaching and non-teaching staff, administrative personnel in the ever-changing dynamics for

sustenance and future growth of the institution in search of excellence to meet our vision.

## **VII. Institutional Values and Best Practices**

Women represent an expanding pool of possible applicants for dental colleges in India. Dental student enrolment at Vananchal Dental College is now having 58.05% female students and faculty comprises of 25% women. By gender mainstreaming, the integration of a gender perspective into every stage of organisational, programme and policy processes – design, implementation, monitoring and evaluation – with a view to promoting equality between women and men.

There have been no incidents of sexual harassment in the institute since its inception. There are separate common rooms for both genders and even mess facilities are separate for women. There is ample security for all the hostels and caretakers are available 24 x 7. The whole campus is under CCTV surveillance 24x 7.

All the students are oriented on ethical aspects towards the patients, colleagues and to the community. All the religious and cultural festivals are celebrated equally and encourage total participation from the students and employees of different regions, religions and languages. The institute has in-charge for student affairs to promote education about cultural and religious diversity and provide guidelines to faculty about religious accommodations for students.

Majority of the Dentists tend to practice in urban and sub-urban areas ignoring poor rural population. Vananchal dental college has established until now two satellite dental clinics in Garhwa district. These clinics generate employment opportunities for the alumni and job opportunity to the rural unemployed youth.

Small group teaching enables the students to learn through the activities performed and will be instantly evaluated if their learning is adequate and competent. One on one interaction and rapport will be maintained with teacher and student thus enabling student-centric learning

**Comprehensive care model of dental delivery is representative of dentistry practiced in private practice. One student is responsible for the total oral care of all his/her patients. Under the comprehensive dental care system, clinical training in all the different disciplines is undertaken in one integrated clinic. Students are trained for a holistic patient perspective, and to develop clinical maturity.**

## **2.PROFILE**

### **BASIC INFORMATION**

<b>Name and Address of the College</b>	
Name	VANANCHAL DENTAL COLLEGE AND HOSPITAL
Address	Vill - Farathiya, P.O- Garhwa, P.S.- Garhwa, Distt- Garhwa, State - Jharkhand Pin- 822114
City	Garhwa
State	Jharkhand
Pin	822114
Website	<a href="http://www.vdchgarhwa.com">www.vdchgarhwa.com</a>

<b>Contacts for Communication</b>					
<b>Designation</b>	<b>Name</b>	<b>Telephone with STD Code</b>	<b>Mobile</b>	<b>Fax</b>	<b>Email</b>
Principal	SIDDHARTH	06561-254525	9006170266	06561-29900	vdch_garhwa@rediffmail.com
	PRALHAD			1	
	MOSBY				
IQAC / CIQA coordinator	D. Ravisankar	06561-254571	9182431937	06561-254535	ravi.bvrice@gmail.com

<b>Status of the Institution</b>	
Institution Status	Private and Self Financed
Institution Fund Source	Trust

<b>Type of Institution</b>	
By Gender	Co-education
By Shift	Day Shift

<b>Recognized Minority institution</b>	
If it is a recognized minority institution	No

**Establishment Details**

Date of establishment of the college

13-07-2007

**University to which the college is affiliated/ or which governs the college (if it is a constituent college)****State****University name****Document**

Jharkhand

Nilamber Pitamber University

[View Document](#)**Details of UGC recognition****Under Section****Date****View Document**

2f of UGC

12B of UGC

**Details of recognition / approval by statutory / regulatory bodies other than UGC (MCI, DCI, PCI, INC, RCI, AYUSH, AICTE etc.)****Statutory  
Regulatory  
Authority****Recognition/Approval  
Institution/Department  
/Programme****details****Day,Month and  
year(dd-mm- yyyy)****Validity in  
months****Remarks**

DCI

(1) For B.D.S. Letter No 12017/26/2008-DE of GOI dt. 02-07-2013.

(2) For M.D.S.

(i) Notification Dated 05-03-2018

(ii) Notification Dated 28-02-19.

For  
BDS-02-07-2013  
For M.D.S

(i) 09-09-2017  
for five  
courses &

(ii) 7-07-2018  
for two

Permanent

Permanent

BDS and MDS  
permanent  
affiliation

**Recognitions**

Is the College recognized by UGC as a College with Potential for Excellence (CPE)?

No

Is the college recognized for its outstanding performance by national or international agencies such as DSIR, DBT, ICMR, UGC-SAP, AYUSH, WHO, UNESCO etc.?

No

**Location and Area of Campus**

Campus Type	Address	Location*	Campus Area in Acres	Built up Area in sq.mts.
Own Campus	Vill - Farathiya, P.O- Garhwa, P.S.- Garhwa, Distt- Garhwa, State - Jharkhand Pin- 822114	Rural	7.41	20910

**ACADEMIC INFORMATION****Details of Programmes Offered by the College (Give Data for Current Academic year) (2019-20)**

Programme Level	Name of Programme / Course	Duration in Months	Entry Qualification	Medium of Instruction	Sanctioned Strength	No. of Students Admitted
UG	B.D.S.	48	I.S.C (with Biology) NEET qualified	English	100	40
PG	MDS, Department of Oral Medicine Radiology	36	BDS and NEET qualified	English	3	1
PG	MDS, Deptt of Oral Pathology and Microbiology	36	BDS and NEET Qualified	English	3	1
PG	MDS, Deptt. of Prosthodontics Crown And Bridge	36	BDS and NEET Qualified	English	2	0
PG	MDS, Dept of	36	BDS and NEET Qualifeid	English	2	1

	Pedodontics And Preventive Dentistry					
PG	MDS, Dept of Orthodontics And Dentofacial Orthopedics	36	BDS and NEET Qualified	English	2	2
PG	MDS, Dept Of Conservative Dentistry And Endodontics	36	BDS and NEET Qualified	English	2	1
PG	MDS, Deptt of Periodontics and Implantology	36	BDS and NEET Qualified	English	2	0

## Position Details of Faculty & Staff in the College

Teaching Faculty												
	Professor				Associate Professor				Assistant Professor / Lecturer			
	Male	Female	Others	Total	Male	Female	Others	Total	Male	Female	Others	Total
Sanctioned by the UGC /University State Government	0				0				0			
Recruited	0	0	0	0	0	0	0	0	0	0	0	0
Yet to Recruit	0				0				0			
Sanctioned by the Management/Society or Other Authorized Bodies	27				49				113			
Recruited	10	0	0	10	24	5	0	29	21	5	0	26
Yet to Recruit	0				0				0			
	Tutor				Clinical Instructor				Senior Resident			
	Male	Female	Others	Total	Male	Female	Others	Total	Male	Female	Others	Total
Sanctioned by the UGC /University State Government	0				0				0			
Recruited	0	0	0	0	0	0	0	0	0	0	0	0
Yet to Recruit	0				0				0			
Sanctioned by the Management/Society or Other Authorized Bodies	30				0				0			
Recruited	24	14	0	38	0	0	0	0	0	0	0	0
Yet to Recruit	0				0				0			



Non-Teaching Staff				
	Male	Female	Others	Total
Sanctioned by the UGC /University State Government				0
Recruited	0	0	0	0
Yet to Recruit				0
Sanctioned by the Management/Society or Other Authorized Bodies				78
Recruited	48	30	0	78
Yet to Recruit				0

Technical Staff				
	Male	Female	Others	Total
Sanctioned by the UGC /University State Government				0
Recruited	0	0	0	0
Yet to Recruit				0
Sanctioned by the Management/Society or Other Authorized Bodies				65
Recruited	48	17	0	65
Yet to Recruit				0

## Qualification Details of the Teaching Staff

Permanent Teachers										
Highest Qualification	Professor			Associate Professor			Assistant Professor			
	Male	Female	Others	Male	Female	Others	Male	Female	Others	Total
D.sc/D.Litt.	0	0	0	0	0	0	0	0	0	0
Ph.D.	0	0	0	1	0	0	0	0	0	1
M.Phil.	0	0	0	0	0	0	0	0	0	0
PG	10	0	0	23	5	0	21	5	0	64
Highest Qualification	Lecturer			Tutor / Clinical Instructor			Senior Resident			
	Male	Female	Others	Male	Female	Others	Male	Female	Others	Total
D.sc/D.Litt.	0	0	0	0	0	0	0	0	0	0
Ph.D.	0	0	0	0	0	0	0	0	0	0
M.Phil.	0	0	0	0	0	0	0	0	0	0
P.G.	0	0	0	0	0	0	0	0	0	0
U.G. (As per D.C.I. Regulation)	24	14	0	0	0	0	0	0	0	38

Temporary Teachers										
Highest Qualification	Professor			Associate Professor			Assistant Professor			
	Male	Female	Others	Male	Female	Others	Male	Female	Others	Total
D.sc/D.Litt.	0	0	0	0	0	0	0	0	0	0
Ph.D.	0	0	0	0	0	0	0	0	0	0
M.Phil.	0	0	0	0	0	0	0	0	0	0
PG	0	0	0	0	0	0	0	0	0	0
Highest Qualification	Lecturer			Tutor / Clinical Instructor			Senior Resident			
	Male	Female	Others	Male	Female	Others	Male	Female	Others	Total
D.sc/D.Litt.	0	0	0	0	0	0	0	0	0	0
Ph.D.	0	0	0	0	0	0	0	0	0	0
M.Phil.	0	0	0	0	0	0	0	0	0	0
PG	0	0	0	0	0	0	0	0	0	0

Part Time Teachers										
Highest Qualification	Professor			Associate Professor			Assistant Professor			
	Male	Female	Others	Male	Female	Others	Male	Female	Others	Total
D.sc/D.Litt.	0	0	0	0	0	0	0	0	0	0
Ph.D.	0	0	0	0	0	0	0	0	0	0
M.Phil.	0	0	0	0	0	0	0	0	0	0
PG	0	0	0	0	0	0	0	0	0	0
Highest Qualification	Lecturer			Tutor / Clinical Instructor			Senior Resident			
	Male	Female	Others	Male	Female	Others	Male	Female	Others	Total
D.sc/D.Litt.	0	0	0	0	0	0	0	0	0	0
Ph.D.	0	0	0	0	0	0	0	0	0	0
M.Phil.	0	0	0	0	0	0	0	0	0	0
PG	0	0	0	0	0	0	0	0	0	0

Details of Visting/Guest Faculties				
Number of Visiting/Guest Faculty engaged with the college?	Male	Female	Others	Total
	0	0	0	0
Number of Emeritus Professor engaged with the college?	Male	Female	Others	Total
	0	0	0	0
Number of Adjunct Professor engaged with the college?	Male	Female	Others	Total
	0	0	0	0

**Provide the Following Details of Students Enrolled in the College During the Current Academic Year (2019-20)**

Programme		From the State Where College is Located	From Other States of India	NRI Students	Foreign Students	Total
UG	Male	8	7	0	0	15
	Female	11	14	0	0	25
	Others	0	0	0	0	0
PG	Male	0	1	0	0	1
	Female	3	2	0	0	5
	Others	0	0	0	0	0

**Provide the Following Details of Students admitted to the College During the last four Academic Years**

Programme		Year 1 (2018-19)	Year 2 (2017-18)	Year 3 (2016-17)	Year 4 (2015-16)
SC	Male	04	03	01	03
	Female	03	02	01	04
	Others	00	00	00	00
ST	Male	01	00	00	00
	Female	00	00	03	06
	Others	00	00	00	00
OBC	Male	13	03	06	23
	Female	04	07	05	31
	Others	00	00	00	00
General	Male	12	09	14	16
	Female	17	10	09	16
	Others	00	00	00	00
Others	Male	00	00	00	00
	Female	00	00	00	00
	Others	00	00	00	00
Total		<b>54</b>	<b>34</b>	<b>39</b>	<b>99</b>

General Facilities	
<b>Campus Type: Vill - Farathiya, P.O- Garhwa, P.S.- Garhwa, Distt- Garhwa, State - Jharkhand Pin- 822114</b>	
Facility	Status
• Auditorium/seminar complex with infrastructural facilities	Yes
• Sports facilities	
* Outdoor	Yes
* Indoor	Yes
• Residential facilities for faculty and non-teaching staff	Yes
• Cafeteria	Yes
• Health Centre	
* First aid facility	Yes
* Outpatient facility	Yes
* Inpatient facility	No
* Ambulance facility	Yes
* Emergency care facility	Yes
• Health centre staff	
* Qualified Doctor (Full time)	91 (Including O.P.D.)
* Qualified Doctor (Part time)	0
* Qualified Nurse (Full time)	30
* Qualified Nurse (Part time)	0
• Facilities like banking, post office, book shops, etc.	Yes
• Transport facilities to cater to the needs of the students and staff	Yes
• Facilities for persons with disabilities	Yes
• Animal house	Yes
• Power house	Yes
• Fire safety measures	Yes
• Waste management facility, particularly bio-hazardous waste	Yes
• Potable water and water treatment	Yes

• Renewable / Alternative sources of energy	<b>Yes</b>
• Any other facility	<p>1. Green meadows campus- Pollution free environment. 2. Fully Wi-fi Campus, 3. R.O. purification machine is established for teachers and staffs. 4. College involved in social services in rural villages like - community marriage of poor people, Blanket Distribution to the needy people in winter season, Supply of water through tankers in the nearby villages according to the requirement, Making available Water points in summer season. 5. The TRUST running the College is also planning for opening a University in the name of Babu Dinesh Singh University. 6. Trust is to establish an international school in near future.</p>

Hostel Details		
Hostel Type	No. of Hostels	No. of Inmates
* Boys' hostel	1	10
* Girls' hostel	1	52
* Overseas students hostel	0	0
* Hostel for interns	1	37
* PG Hostel	1	11

## 2. Extended Profile

### Students

#### Number of students year-wise during the last five years

2018-19	2017-18	2016-17	2015-16	2014-15
164	192	250	292	356

File Description	Document
Institutional data in prescribed format (Data templ	<a href="#">View Document</a>

#### Number of outgoing / final year students year-wise during the last five years

2018-19	2017-18	2016-17	2015-16	2014-15
82	92	81	98	65

File Description	Document
Institutional data in prescribed format (Data templ	<a href="#">View Document</a>

#### Number of first year Students admitted year-wise in last five years.

2018-19	2017-18	2016-17	2015-16	2014-15
54	34	39	99	110

File Description	Document
Institutional data in prescribed format(Data templ	<a href="#">View Document</a>

### Teachers

#### Number of full-time teachers' year-wise during the last five years

2018-19	2017-18	2016-17	2015-16	2014-15
92	95	92	92	93

File Description	Document
Institutional data in prescribed format (Data templ	<a href="#">View Document</a>



**Number of sanctioned posts year-wise during the last five years**

2018-19	2017-18	2016-17	2015-16	2014-15
102	102	102	102	102
File Description		Document		
Institutional data in prescribed format(Data templ		<a href="#">View Document</a>		

**Institution****Total Expenditure excluding salary year-wise during the last five years ( INR in Lakhs)**

2018-19	2017-18	2016-17	2015-16	2014-15
537.57	852.06	508.73	386.78	217.76
File Description		Document		
Institutional data in prescribed format(Data templ		<a href="#">View Document</a>		

## PART-A

### Criterion- I Curricular Aspects

#### Key indicator – 1.1 Curricular Planning Implementation

**1.1.1** *The institution ensures effective curriculum planning, delivery and evaluation through a well-defined process as described by the respective regulatory councils and the affiliating University.*

**Response:**

The institute ensures curriculum planning, delivery and evaluation prescribed by the regulatory bodies. The annual academic calendar is made every year before the commencement of the academic session. The Theory and Clinical curriculum are delivered through structured timetables. Monthly lesson plans are designed by individual departments after discussing with the concerned faculty members and these lesson plans are displayed in the notice boards of respective learning halls. Laboratory schedules for the preclinical work are designed for the complete academic year in sequence following the exercises as per the curriculum described by Dental Council of India. Clinical manuals speciality wise is designed for use to monitor the work (treatments rendered) progress of each student independently.



**Biometric attendance**



**Library**



**Smart class room**



**Seminar Hall**

#### 1.1 Curricular Planning and Implementation

The postgraduate curriculum is also planned speciality wise which includes seminar presentations Bi-weekly, journal club discussion, and case presentations. Multi-disciplinary / Interdisciplinary clinical case discussions are held as and when required to discuss and submit the treatment plan.

Basic Sciences classes for 1st-year postgraduate students are being conducted by senior faculty. Research Methodology and clinical course treatment classes for 1st-year postgraduate students are conducted to encourage research attitude and to make it easier for the selection of dissertation topics as well as to design minor research projects. Postgraduate students from the department of Oral Medicine & Radiology & Oral Pathology are posted in attached Civil Hospital.

Undergraduate and Postgraduate Students are encouraged to attend Conferences and Workshops and present scientific papers, posters and table clinics. Postgraduate students are encouraged to publish research papers in journals of repute; e-library facility is provided in the central library for the students. The Internal Assessment committee of the institute formulates the internal assessment timetable and monitors the evaluation of theory and practical/clinical examinations for both undergraduate and postgraduate students. During the quarterly IQAC meetings, the progress of the curriculum delivery is monitored and if warranted additional lecture and practical/clinical hours are granted.

### Web link to

- Minutes of the Meeting of the curriculum committee

#### ***1.1.2 Percentage of fulltime teachers participating in BoS / Academics Council of Universities during the last five years.***

1.1.2 Percentage of fulltime teachers participating in BoS /Academic Council of Universities during the last five years.			
Year	No. of full-time teachers participating in BoS of universities	No. of full-time teachers participating in Academic Council of universities	Total number of teachers
2015	0	0	93
2016	0	1	92
2017	0	1	92
2018	0	0	95
2019	0	0	92

### Key Indicator 1.2 Academic Flexibility

#### 1.2.1 Percentage of inter –disciplinary / inter departmental courses/ training across all the programmes offered by the college during the last five years

##### 1.2.1.1 Number of courses offered across all programmes during the last five years

YEAR	Program Code	Program Name	Course code	Name of the course
2014-15	Bachelor of Dental Surgery and Master of Dental surgery	Program Name	Course code	Name of the course
		BDS	M.B.D (1)	Human Anatomy
			M.B.D (1)	General Physiology & Biochemistry
			M.B.D (1) DAOH	Dental Anatomy & Dental Histology
			MBD(2)	Dental Materials
			MBD(2)	General Pathology & Microbiology
			MBD(2)	General and Dental Pharamcology
			MBD(3)	General Medicine
			MBD(3)	General Surgery
			MBD(3)	Oral Pathology & microbiology
			MBD(4)	Oral Medicine & Radiology
			MBD(4)	Oral & Maxillo Facial Surgery
			MBD(4)	Conservative & Endodontics
			MBD(4)	Orthodontics& Dentofacial Orthopedics
			MBD(4)	Pedodontics & Preventive dentistry
			MBD(4)	Public Health Dentistry
			MBD(4)	Prosthodontics
			MBD(4)	Periodontics
		MDS	N-MD-OMR124	Oral Medicine & Radiology
			N-MD-CEB-1234	Conservative Dentistry& Endodontics
			N-MD-OPMO-1234	Oral Pathology & Microbiology
			N-MD-ODOR-1234	Orthodontics& Dentofacial Orthopedics

			<b>N-MD-PPD-1234</b>	Pedodontics & preventive dentistry
			<b>N-MD-PERIO-1234</b>	Periodontology
			<b>N-MD PCB-1234</b>	Prosthodontics & Crown & bridge
<b>2015-16</b>	<b>Bachelor of Dental Surgery and Master of Dental surgery</b>	<b>Program Name</b>	<b>Course code</b>	<b>Name of the course</b>
		<b>BDS</b>	<b>M.B.D (1)</b>	Human Anatomy
			<b>M.B.D (1)</b>	General Physiology & Biochemistry
			<b>M.B.D (1) DAOH</b>	Dental Anatomy & Dental Histology
			<b>MBD(2)</b>	Dental Materials
			<b>MBD(2)</b>	General Pathology & Microbiology
			<b>MBD(2)</b>	General and Dental Pharmacology
			<b>MBD(3)</b>	General Medicine
			<b>MBD(3)</b>	General Surgery
			<b>MBD(3)</b>	Oral Pathology & microbiology
			<b>MBD(4)</b>	Oral Medicine & Radiology
			<b>MBD(4)</b>	Oral & Maxillo Facial Surgery
			<b>MBD(4)</b>	Conservative & Endodontics
			<b>MBD(4)</b>	Orthodontics& Dentofacial Orthopedics
			<b>MBD(4)</b>	Pedodontics & Preventive dentistry
			<b>MBD(4)</b>	Public Health Dentistry
			<b>MBD(4)</b>	Prosthodontics
			<b>MBD(4)</b>	Periodontics
		<b>MDS</b>	<b>N-MD-OMR124</b>	Oral Medicine & Radiology
			<b>N-MD-CEB-1234</b>	Conservative Dentistry& Endodontics
			<b>N-MD-OPMO-1234</b>	Oral Pathology & Microbiology
			<b>N-MD-ODOR-1234</b>	Orthodontics& Dentofacial Orthopedics
			<b>N-MD-PPD-1234</b>	Pedodontics & preventive dentistry

			<b>N-MD-PERIO-1234</b>	Periodontology
			<b>N-MD PCB-1234</b>	Prosthodontics & Crown & bridge
<b>2016-17</b>	<b>Bachelor of Dental Surgery and Master of Dental surgery</b>	<b>Program Name</b>	<b>Course code</b>	<b>Name of the course</b>
		<b>BDS</b>	<b>M.B.D (1)</b>	Human Anatomy
			<b>M.B.D (1)</b>	General Physiology & Biochemistry
			<b>M.B.D (1) DAOH</b>	Dental Anatomy & Dental Histology
			<b>MBD(2)</b>	Dental Materials
			<b>MBD(2)</b>	General Pathology & Microbiology
			<b>MBD(2)</b>	General and Dental Pharamcology
			<b>MBD(3)</b>	General Medicine
			<b>MBD(3)</b>	General Surgery
			<b>MBD(3)</b>	Oral Pathology & microbiology
			<b>MBD(4)</b>	Oral Medicine & Radiology
			<b>MBD(4)</b>	Oral & Maxillo Facial Surgery
			<b>MBD(4)</b>	Conservative & Endodontics
			<b>MBD(4)</b>	Orthodontics& Dentofacial Orthopedics
			<b>MBD(4)</b>	Pedodontics & Preventive dentistry
			<b>MBD(4)</b>	Public Health Dentistry
			<b>MBD(4)</b>	Prosthodontics
			<b>MBD(4)</b>	Periodontics
		<b>MDS</b>	<b>N-MD-OMR124</b>	Oral Medicine & Radiology
			<b>N-MD-CEB-1234</b>	Conservative Dentistry& Endodontics
			<b>N-MD-OPMO-1234</b>	Oral Pathology & Microbiology
			<b>N-MD-ODOR-1234</b>	Orthodontics& Dentofacial Orthopedics
			<b>N-MD-PPD-1234</b>	Pedodontics & preventive dentistry
			<b>N-MD-PERIO-1234</b>	Periodontology

			<b>N-MD PCB-1234</b>	Prosthodontics & Crown & bridge
<b>2017-18</b>	<b>Bachelor of Dental Surgery and Master of Dental surgery</b>	<b>Program Name</b>	<b>Course code</b>	<b>Name of the course</b>
		<b>BDS</b>	<b>M.B.D (1)</b>	Human Anatomy
			<b>M.B.D (1)</b>	General Physiology & Biochemistry
			<b>M.B.D (1) DAOH</b>	Dental Anatomy & Dental Histology
			<b>MBD(2)</b>	Dental Materials
			<b>MBD(2)</b>	General Pathology & Microbiology
			<b>MBD(2)</b>	General and Dental Pharamcology
			<b>MBD(3)</b>	General Medicine
			<b>MBD(3)</b>	General Surgery
			<b>MBD(3)</b>	Oral Pathology & microbiology
			<b>MBD(4)</b>	Oral Medicine & Radiology
			<b>MBD(4)</b>	Oral & Maxillo Facial Surgery
			<b>MBD(4)</b>	Conservative & Endodontics
			<b>MBD(4)</b>	Orthodontics& Dentofacial Orthopedics
			<b>MBD(4)</b>	Pedodontics & Preventive dentistry
			<b>MBD(4)</b>	Public Health Dentistry
			<b>MBD(4)</b>	Prosthodontics
			<b>MBD(4)</b>	Periodontics
		<b>MDS</b>	<b>N-MD-OMR124</b>	Oral Medicine & Radiology
			<b>N-MD-CEB-1234</b>	Conservative Dentistry& Endodontics
			<b>N-MD-OPMO-1234</b>	Oral Pathology & Microbiology
			<b>N-MD-ODOR-1234</b>	Orthodontics& Dentofacial Orthopedics
			<b>N-MD-PPD-1234</b>	Pedodontics & preventive dentistry
			<b>N-MD-PERIO-1234</b>	Periodontolgy
			<b>N-MD PCB-1234</b>	Prosthodontics & Crown & bridge

<b>2018-19</b>	<b>Bachelor of Dental Surgery and Master of Dental surgery</b>	<b>Program Name</b>	<b>Course code</b>	<b>Name of the course</b>
		<b>BDS</b>	<b>M.B.D (1)</b>	Human Anatomy
			<b>M.B.D (1)</b>	General Physiology & Biochemistry
			<b>M.B.D (1) DAOH</b>	Dental Anatomy & Dental Histology
			<b>MBD(2)</b>	Dental Materials
			<b>MBD(2)</b>	General Pathology & Microbiology
			<b>MBD(2)</b>	General and Dental Pharamcology
			<b>MBD(3)</b>	General Medicine
			<b>MBD(3)</b>	General Surgery
			<b>MBD(3)</b>	Oral Pathology & microbiology
			<b>MBD(4)</b>	Oral Medicine & Radiology
			<b>MBD(4)</b>	Oral & Maxillo Facial Surgery
			<b>MBD(4)</b>	Conservative & Endodontics
			<b>MBD(4)</b>	Orthodontics& Dentofacial Orthopedics
			<b>MBD(4)</b>	Pedodontics & Preventive dentistry
			<b>MBD(4)</b>	Public Health Dentistry
			<b>MBD(4)</b>	Prosthodontics
			<b>MBD(4)</b>	Periodontics
		<b>MDS</b>	<b>N-MD-OMR124</b>	Oral Medicine & Radiology
			<b>N-MD-CEB-1234</b>	Conservative Dentistry& Endodontics
			<b>N-MD-OPMO-1234</b>	Oral Pathology & Microbiology
			<b>N-MD-ODOR-1234</b>	Orthodontics& Dentofacial Orthopedics
			<b>N-MD-PPD-1234</b>	Pedodontics & preventive dentistry
			<b>N-MD-PERIO-1234</b>	Periodontolgy
			<b>N-MD PCB-1234</b>	Prosthodontics & Crown & bridge



1.2.1.2 Number of inter disciplinary / inter departmental courses / training offered during last five years.

1.2.1 Percentage of interdisciplinary/interdepartmental courses/training across the Programmes offered by the college during the last five years		
Year	Name of the programme	No. of courses where inter/trans disciplinary training/postings were built in the programme
2018-19	Oral Medicine, Oral Surgery & Oral Pathology (OOO) meeting	1
2018-19	Basic Implantology	1
2017-18	Oral Medicine, Oral Surgery & Oral Pathology (OOO) meeting	1
2017-18	Periodontics & Endodontics	1
2017-18	Periodontics, Prosthodontics & Oral Surgery	1
2017-18	Endodontics, Orthodontics, Prosthodontics & Periodontics	1
2017-18	Orthodontics & Oral Surgery	1
2017-18	Pedodontics & Endodontics	1
2017-18	Pedodontics & Orthodontics	1
2017-18	Basic Implantology	1
2016-17	Oral Medicine, Oral Surgery & Oral Pathology (OOO) meeting	1
2016-17	Orthodontics & Periodontics	1
2016-17	Orthodontics & Oral Surgery	1
2016-17	Pedodontics & Prosthodontics	1
2016-17	Pedodontics & Endodontics	1
2016-17	Periodontics & Prosthodontics	1
2016-17	Periodontics, Prosthodontics & Oral Surgery	1
2016-17	Pedodontics & Orthodontics	1
2016-17	Periodontics, Prosthodontics, Oral Pathology & Endodontics	1
2016-17	Basic Implantology	1
2015-16	Oral Medicine, Oral Surgery & Oral Pathology (OOO) meeting	1
2015-16	Orthodontics & Periodontics	1
2015-16	Orthodontics & Oral Surgery	1
2015-16	Pedodontics & Prosthodontics	1
2015-16	Pedodontics & Endodontics	1
2015-16	Periodontics & Prosthodontics	1

2015-16	Periodontics, Prosthodontics & Oral Surgery	1
2015-16	Pedodontics & Orthodontics	1
2015-16	Periodontics, Prosthodontics, Oral Pathology & Endodontics	1
2015-16	Basic Implantology	1
2014-15	Oral Medicine, Oral Surgery & Oral Pathology (OOO) meeting	1
2014-15	Orthodontics & Periodontics	1
2014-15	Orthodontics & Oral Surgery	1
2014-15	Pedodontics & Prosthodontics	1
2014-15	Pedodontics & Endodontics	1
2014-15	Periodontics & Prosthodontics	1
2014-15	Periodontics, Prosthodontics & Oral Surgery	1
2014-15	Pedodontics & Orthodontics	1
2014-15	Periodontics, Prosthodontics, Oral Pathology & Endodontics	1
2014-15	Basic Implantology	1



Electronic Dental Chair



sterilization chamber



Ceramic Furnace



Digital OPG



Research Microscope



Basic Life support course



Health camps



Oral Pathology day

## 1.2 Academic Flexibility

**1.2.2 Average percentage of students enrolled in subject related Certificate / Diploma / Add - on courses as against the total number of students during the last five years**

Year	Name of students enrolled in subject-related Certificate/Diploma programs/Add-on programs	Year/Batch	Total number of students enrolled across all the programmes
2014-15	ABHINAV KUMAR SINGH	I BDS/2014-15	50
	ADITYA RAJ AGRAWAL		
Basic Life support	AFTAB ALAM	I BDS/2014-15	
22/9/2014	AISHWARYA SINGH		
	AJIT KUMAR SINGH	I BDS/2014-15	
	ANITA KUMARI		
	ANKITA PANDEY	I BDS/2014-15	
	ANKUR RAJ		
	ANURADHA KUMARI	I BDS/2014-15	
	BEAUTY MANDAL		
	BIDISHA KUMARI	I BDS/2014-15	
	BILAL AHMED NATNOO		
	BINAY PRAHLAD	I BDS/2014-15	
	CHANDA KUMARI		
	CHANDANI KUMARI	I BDS/2014-15	
	INDRAMANI		
	INSHA IMAM	I BDS/2014-15	
	JONTY KUMAR		
	KAVITA KUMARI	I BDS/2014-15	
	KHUSHBOO KUMARI		
	KM SMRITI JAISWAL	I BDS/2014-15	
	KOMAL KUMARI		
	KUMARI ANURADHA VERMA	I BDS/2014-15	
	KUMARI NEHA		
	KUMARI SUVIDYA	I BDS/2014-15	
	LAXMI		
	MAHMOOD ALAM	I BDS/2014-15	
	MANJU RANI		
	MANOJ KUMAR	I BDS/2014-15	
	MANOJ KUMAR SAH		
	MANOJ KUMAR THAKUR	I BDS/2014-15	
	MARISHA		
	MD AFTAB	I BDS/2014-15	
	MD ISTEKHAR ALAM		
	MD. ARSHAD ALI	I BDS/2014-15	

	MD. GUFRAN	
	MEGHA	
	NAVEEN KUMAR	<b>I BDS/2014-15</b>
	NISHU SINGH	
	NITYA SINGH	<b>I BDS/2014-15</b>
	NIVEDITA PANDEY	
	NOMAN AHMAD	<b>I BDS/2014-15</b>
	OSIN TOPPO	
	PRATYUSH KUMAR SEN	<b>I BDS/2014-15</b>
	PREETI KUMARI	
	PREM PRAKASH	<b>I BDS/2014-15</b>
	PRITI KUMARI	
	PRIYANKA GOSWAMI	<b>I BDS/2014-15</b>
	PRIYANKA KUMARI	
	SHREYA	<b>I BDS/2014-15</b>
2015-16	SUNIL MEHTA	<b>II BDS/ 2014-15</b>
Basic Life support	SUPRIYA KUMARI	<b>II BDS/ 2014-15</b>
10-03-2015	SURBHI KUMARI	<b>II BDS/ 2014-15</b>
	TRILOKESHWAR SK MAHATO	<b>II BDS/ 2014-15</b>
	UMANG DEEP	<b>II BDS/ 2014-15</b>
	VIDYAWANTI KUMARI	<b>II BDS/ 2014-15</b>
	VINAYAK THAKUR	<b>II BDS/ 2014-15</b>
	VINITA KUMARI	<b>II BDS/ 2014-15</b>
	WAKIL KUMAR	<b>II BDS/ 2014-15</b>
	WARISHA HARIM	<b>II BDS/ 2014-15</b>
	PRITI GUPTA	<b>II BDS/ 2014-15</b>
	AKANKSHA SINGH	<b>I BDS/ 2015-16</b>
	AMARDIP SHARMA	<b>I BDS/ 2015-16</b>
	PRIYA RATHORE	<b>I BDS/ 2015-16</b>
	PRIYA SHALINI	<b>I BDS/ 2015-16</b>
	RICHA	<b>I BDS/ 2015-16</b>
	RITURAJ MULADHAR	<b>I BDS/ 2015-16</b>
	APARNA SINGH VATS	<b>I BDS/ 2015-16</b>
	ASHISH KUMAR CHANDRAVANSI	<b>I BDS/ 2015-16</b>
	MRIDULA SAURABH	<b>I BDS/ 2015-16</b>
	NAGMA FIRDOUSH	<b>I BDS/ 2015-16</b>
	DINESH KUMAR PANDEY	<b>I BDS/ 2015-16</b>
	GAJALA PARWEEN	<b>I BDS/ 2015-16</b>
	JUHI VINITA BECK	<b>I BDS/ 2015-16</b>
	KUMARI NIDHI	<b>I BDS/ 2015-16</b>
	MADHUMITA SINGH	<b>I BDS/ 2015-16</b>

	MAHJABIN ARA	I BDS/ 2015-16
	MANISHA KUMARI	I BDS/ 2015-16
	MD. ALI GHAZANFAR RABBANI	I BDS/ 2015-16
	MEDHA KESHRI	I BDS/ 2015-16
	MEDHA MAITRY	I BDS/ 2015-16
	MEGHA GANESHAN	I BDS/ 2015-16
	NAGMA NASRIN	I BDS/ 2015-16
	NAZIYA PRAVIN	I BDS/ 2015-16
	NEHA YADAV	I BDS/ 2015-16
	NISHA KUMARI	I BDS/ 2015-16
	NISHANT KUMAR	I BDS/ 2015-16
	PANKAJ SINGH	I BDS/ 2015-16
	PRIYA KUMARI	I BDS/ 2015-16
	PRIYA PAL	I BDS/ 2015-16
	PRIYANKA KUMARI	I BDS/ 2015-16
	PUJA KUMARI	I BDS/ 2015-16
	RUPA SINHA	I BDS/ 2015-16
	SABIHA PARWIN	I BDS/ 2015-16
	SAISTA PRAVEEN	I BDS/ 2015-16
	SANTOSH KUMAR	I BDS/ 2015-16
	SATYENDRA KUMAR SAHU	I BDS/ 2015-16
	SEEMA SUMAN	I BDS/ 2015-16
	SHASHI RANJAN VARMA	I BDS/ 2015-16
	SHWETA KERKETTA	I BDS/ 2015-16
2016-17	PALLAVI KUMARI	II BDS/ 2015-16
Basic Life support	PIYUSH KUMAR	II BDS/ 2015-16
20/09/2016	PRAKASH SAH	II BDS/ 2015-16
	PRASHANT KUMAR ROY	II BDS/ 2015-16
	PRATIBHA KUMARI	II BDS/ 2015-16
	PRATYUSH KUMAR SEN	II BDS/ 2015-16
	PREETI KUMARI	II BDS/ 2015-16
	VARSHA KUMARI SINHA	II BDS/ 2015-16
	SANKET SINGH	II BDS/ 2015-16
	AMIT KUMAR	II BDS/ 2015-16
	PRABHA KUMARI	II BDS/ 2015-16
	PRATIMA TOPPO	II BDS/ 2015-16
	RAJ LAXMI TUTI	II BDS/ 2015-16
	RAJNI GARG	II BDS/ 2015-16
	RANJANA KUMARI THAKUR	II BDS/ 2015-16
	RITU REDDY	II BDS/ 2015-16
	RWITAM PATHAK	II BDS/ 2015-16

	SHIV YARAD	II BDS/ 2015-16	
	KAFILUR RAHMAN	II BDS/ 2015-16	
	KAVITA KUMARI	II BDS/ 2015-16	
	ANTRA	II BDS/ 2015-16	
	APOORVA RAJ	II BDS/ 2015-16	
	SIDDHARTH	II BDS/ 2015-16	
	ANIKET KUMAR	II BDS/ 2015-16	
	ANURADHA KUMARI	II BDS/ 2015-16	
	ANJUM PRAWIN	II BDS/ 2015-16	
2017-18	ARZOO NAVI	III BDS/ 2015-16	10
Basic Life support	GYAN JYOTI	III BDS/ 2015-16	
22/9/2017	HARSH KUMAR THAKUR	III BDS/ 2015-16	
	JYOTI KUMARI	III BDS/ 2015-16	
	JYOTI PANDEY	III BDS/ 2015-16	
	JYOTI VANDANA	III BDS/ 2015-16	
	KALYANI KUMARI	III BDS/ 2015-16	
	MOHONA BOSWAS	III BDS/ 2015-16	
	MONA RANJAN	III BDS/ 2015-16	
	NAMRATA MALIK	III BDS/ 2015-16	
2018-19	SURAJ ADHIKARI	IV BDS/2015-16	15
Basic Life support	SK ABDUL MATIN	IV BDS/2015-16	
18/9/2018	SNEHA DUBEY	IV BDS/2015-16	
	SHRADHA KUMARI	IV BDS/2015-16	
	SHUBHAM NASKAR	IV BDS/2015-16	
	SHILPY KUMARI	IV BDS/2015-16	
	SHIKHA SHUKLA	IV BDS/2015-16	
	SANJEET KUMAR GAUTAM	IV BDS/2015-16	
	SAYANI DAS	IV BDS/2015-16	
	PRAMOD NIKHIL	IV BDS/2015-16	
	PRIYA RANJAN KUMAR	IV BDS/2015-16	
	NIKITA KUMARI	IV BDS/2015-16	
	NISHANT ANAND	IV BDS/2015-16	
	KUMARI SANJANA	IV BDS/2015-16	
	MONIRUDHYA SUR	IV BDS/2015-16	
<b>Year</b>	<b>Name of students enrolled in subject-related Certificate/Diploma programs/Add-on programs</b>	<b>Year/Batch</b>	
2016-17	ANILA RUPA KUJUR	II BDS/ 2014-15	10
Basic Implantology	ANITA KUMARI	II BDS/ 2014-15	
13/7/2016	ANKITA PANDEY	II BDS/ 2014-15	

	ANKUR RAJ	II BDS/ 2014-15	
	ANURADHA KUMARI	II BDS/ 2014-15	
	BEAUTY MANDAL	II BDS/ 2014-15	
	BIDISHA KUMARI	II BDS/ 2014-15	
	BILAL AHMED NATNOO	II BDS/ 2014-15	
	DEEPAK	II BDS/ 2014-15	
	CHANDA KUMARI	II BDS/ 2014-15	
2017-18	GULSHAN ARA	II BDS/ 2014-15	10
Basic Implantology	INDRAMANI	III BDS/2014-15	
06-12-2017	INSHA IMAM	III BDS/2014-15	
	JONTY KUMAR	III BDS/2014-15	
	KAVITA KUMARI	III BDS/2014-15	
	KHUSHBOO KUMARI	III BDS/2014-15	
	SANTOSH KUMAR	III BDS/2014-15	
	SATYENDRA KUMAR SAHU	III BDS/2014-15	
	SEEMA SUMAN	III BDS/2014-15	14
	SHASHI RANJAN VARMA	III BDS/2014-15	
2018-19	SHWETA KERKETTA	IV BDS/ 2014-15	
Basic Implantology	SHRISTI BARAIK	IV BDS/ 2014-15	
20/7/2018	SHRUTI SNEHA	IV BDS/ 2014-15	
	SUMIT SAURABH	IV BDS/ 2014-15	
	SWATI KUMARI	IV BDS/ 2014-15	
	TABBASUM PRAVIN	IV BDS/ 2014-15	
	VARSHA RANI	IV BDS/ 2014-15	
	BEAUTY MANDAL	IV BDS/ 2014-15	
	BIDISHA KUMARI	IV BDS/ 2014-15	
	BILAL AHMED NATNOO	IV BDS/ 2014-15	
	BINAY PRAHLAD	IV BDS/ 2014-15	
	CHANDA KUMARI	IV BDS/ 2014-15	
	CHANDANI KUMARI	IV BDS/ 2014-15	
	INDRAMANI	IV BDS/ 2014-15	
<b>Year</b>	<b>Name of students enrolled in subject-related Certificate/Diploma programs/Add-on programs</b>	<b>Year/Batch</b>	
2016-17	PANKAJ KUMAR	I BDS/ 2016-17	
Laser in Dentistry 23-08-2016	SURBHI SUMAN	I BDS/ 2016-17	
	VIRENDER KUMAR	I BDS/ 2016-17	
	SUBROTO MAHTO	I BDS/ 2016-17	
	SURAJ ADHIKARI	I BDS/ 2016-17	
	SK ABDUL MATIN	I BDS/ 2016-17	



	SNEHA DUBEY	I BDS/ 2016-17	10
	SHRADHA KUMARI	I BDS/ 2016-17	
	SHUBHAM NASKAR	I BDS/ 2016-17	
	SHILPY KUMARI	I BDS/ 2016-17	
2017-18	SHIVRAJ KUMAR SINGH	II BDS/ 2016-17	15
Laser in Dentistry 15/01/2017	SHEFALI TIWARI	II BDS/ 2016-17	
	SHIKHA SHUKLA	II BDS/ 2016-17	
	SANJEET KUMAR GAUTAM	II BDS/ 2016-17	
	SAYANI DAS	II BDS/ 2016-17	
	PRAMOD NIKHIL	II BDS/ 2016-17	
	PRIYA RANJAN KUMAR	II BDS/ 2016-17	
	NIKITA KUMARI	II BDS/ 2016-17	
	NISHANT ANAND	II BDS/ 2016-17	
	KUMARI SANJANA	II BDS/ 2016-17	
	MONIRUDHYA SUR	II BDS/ 2016-17	
	KANISHKA PATHAK	II BDS/ 2016-17	
	KRISHNKANT MAHLI	II BDS/ 2016-17	
	HARSHITA SINGH	II BDS/ 2016-17	
	KANCHAN BALA	II BDS/ 2016-17	
2018-19	ARATI SHAW	II BDS/ 2016-17	10
Laser in Dentistry	CHITRANJAN KUMAR SINGH	II BDS/ 2016-17	
8th dec 2018	ANUJA KUMARI	II BDS/ 2016-17	
	ANUSHREE GUPTA	II BDS/ 2016-17	
	PRIYA KUMARI	II BDS/ 2016-17	
	ADARSH PARASHAR	II BDS/ 2016-17	
	PUNAM KUMARI	II BDS/ 2016-17	
	RAJ KUMAR MAHANTY	II BDS/ 2016-17	
	RAJAT DIVYANSHU	II BDS/ 2016-17	
	RANJANA STELLA TIGGA	II BDS/ 2016-17	

### Key Indicator – 1.3 Curriculum Enrichment

**1.3.1** *The institution integrating cross cutting issues relevant to gender environmental and sustainability, human values, health determinants. Right to Health and emerging demographic issues and professionals Ethics in to the curriculum as prescribed by University / respective regulative councils*

**Response:** Health is influenced by multiple factors that lie both within the individual and externally. Genetic factors and environmental factors interact, and the result may be health-



promoting or otherwise. Determinants of health like biological determinants, behavioural and socio-cultural conditions, environmental factors, socioeconomic conditions, health services, ageing of population graduates and gender covered in the curriculum through lectures. The curriculum extensively covers information on primary health care, national health programs, national and international health agencies as part of the “right to health” or “health for all”. Our institution and government of Jharkhand are involved in

1. Health education of rural population
2. Collection of baseline health information in and around of Garhwa.

Women’s health is gaining importance in the areas such as nutrition, reproductive health, and health consequences of violence, ageing, lifestyle-related conditions and the occupational environment. Public health dentistry curriculum encompasses topics of air, water and noise pollution, environment protection acts and solid waste disposal. Students are informed about the environment sustainability by organising trips to water purification, water treatment and sewage disposal facilities. Ethics and human values for man are an important dimension of the profession. The code of ethics prescribed by regulatory bodies as well as professional associations act as a guiding light in distinguishing between right and wrong, observing one’s duties and maintaining good interpersonal relationships.



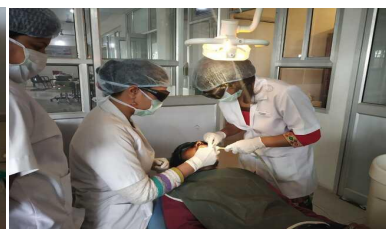
**Basic life support course**



**CDE Programmes**



**Basic Implantology**



**Laser in Dentistry**

### **1.3 Curriculum Enrichment**

### ***1.3.2 Number of value-added courses offered during the last five years that important transferable and life skills***

Number of values-added courses offered during the last five years that important transferable and life skills

<b>Name of the value-added courses (with 15 or more contact hours) offered during the last five years</b>	<b>Course Code (where ever applicable)</b>	<b>Year of offering</b>	<b>Number of students who successfully completed the course in the specified year</b>
Basic Life Support	NA	2014-15	50
Basic Life Support	NA	2015-16	50
Basic Life Support	NA	2016-17	26
Basic implantology	NA	2016-17	10
Lasers in Dentistry	NA	2016-17	10
Basic Life Support	NA	2017-18	10
Basic implantology	NA	2017-18	10
Lasers in Dentistry	NA	2017-18	15
Basic Life Support	NA	2018-19	15
Basic implantology	NA	2018-19	14
Lasers in Dentistry	NA	2018-19	10

### ***1.3.3 Average percentage of students enrolled in the value-added course during the last five years***

Number of students enrolled in value –added courses offered year-wise during the last five years that impart transferable and life skills

<b>Year of enrolment</b>	<b>Number of students enrolled in the value-added courses</b>
2014-15	50
2015-16	50
2016-17	46
2017-18	35
2018-19	39

**1.3.4 Percentage of students undertaking field visit / clinical / industry internship / research projects / industry visits / community posting (data for the preceding academic year).**

1.3.4 (QnM) Percentage of students undertaking field visits/ Clinical / industry internships/, research projects, industry visits / community postings (data for the preceding academic year)						
Year	Name. of students undertaking field visits	No. of students undertaking Clinical /industry internships	Name of students undertaking research projects	No. of students undertaking Industry visits	No. Of students undertaking community postings	Total No. of students undertaking field visits/clinical/industry internships/research projects, industry visits & community postings
2018-19	Aditi Priya	68	Puja Kumari	68	<b>68</b>	<b>204</b>
	Akanksha Sri		Nisha Kumari			
	Suraj Kumar		Priya Kumari			
	Amar Deep Sharma		Jay Prakash Pandit			
	Akanksha Singh		Seema Suman			
	Priya Shalini		Chanda Kumari			
	Richa		Sumit Kumar Chanchal			
	Arapna Singh Vats		Aarti Kumari			
	Mridula Saurbh		Ujjwal Kumar Sarma			
	Juhi Vineet Bag		Anjum Prawin			
	Maneesha Kumari		Ranjana Strella Tigga			
	Megha Ganeshan		Satyendar Kumar Sahu			
	Nagma					
	Anuradha Kumari					
	Mahjabin Ara					

**1.3.4.1 Number of students undertaking field visits / internships/ research projects / industry visits/ community postings:**

S.no	Name of the Programme	Place	No. of students participated
1	Clinical Internships Training Programmes	SADAR Hospital, Garhwa, Jharkhand	84
2	Research Projects	MDS ( PG ) Students Vananchal Dental College & Hospital	16
3	Health Camps	Rural Villages of Garhwa District	84
4	Community Postings	Satellite Clinics	68
5	Industry Internships	BCCL INDUSTRIES	84

## Key indicator – 1.4 Feedback System

**1.4.1 Mechanism is in place to obtain structured feedback on curricular / Syllabi from various stake holders.**

**Structured feedback received from**

- 1. Students 2. Teachers 3. Employers 4. Alumni 5. Professionals**

**Response: Four of above. (Sl. 1,2,3 & 4.)**



**Parent meet**



**Feedback session from Students**



**Feedback session from Alumni**

### **1.4 FEED BACK SYSTEM**

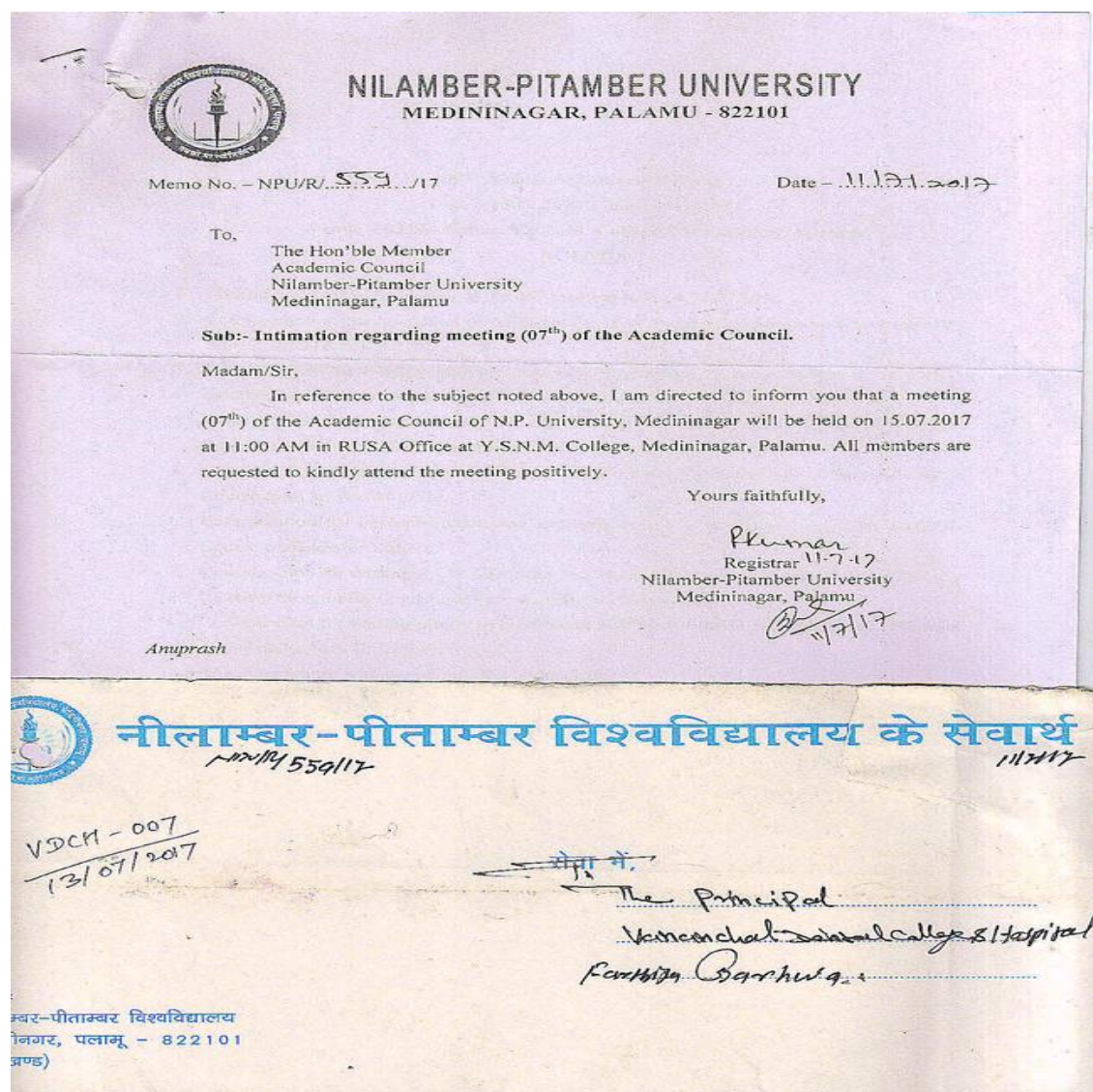
**1.4.2 Feedback on curricula and syllabi obtained from stake holders is processed in terms of Options**


- a. Feedback collected, analysed and action taken on feedback besides such documents made available on the institutional web site**
- b. Feedback collected, analysed and action has been taken**
- c. Feedback collected and analysed**
- d. Feedback collected**
- e. Feedback collected**

**Response: Feedback collected and analysed**



Letter inviting the principal for participating in Academic Councils Meeting.



 **NILAMBER-PITAMBER UNIVERSITY**  
MEDININAGAR, PALAMU - 822101

Memo No. – NPU/R/.....321...../15 Date – 25/6/2015

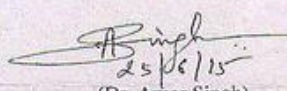
To,  
The Hon'ble Member  
Academic Council  
Nilamber-Pitamber University  
Medininagar, Palamu

Sub:- Intimation regarding 5<sup>th</sup> meeting of the Academic Council.


Madam/Sir,

I am directed to inform you that the 5<sup>th</sup> Academic Council meeting of N.P. University, Medininagar is scheduled on 26.06.2015 at 11:00 AM in Room No.- 5 of Y.S.N.M. College, Medininagar, Palamu

Your presence in the meeting is requested.

Yours faithfully,  
  
(Dr. Amar Singh)  
Registrar  
Nilamber-Pitamber University  
Medininagar, Palamu

*Aamrash*

 **NILAMBER-PITAMBER UNIVERSITY**

To,  
The princi  
V.D.C.H  
Gramma

From:  
Nilamber-Pitamber University  
Medininagar, Palamu - 822101  
Jharkhand (India)

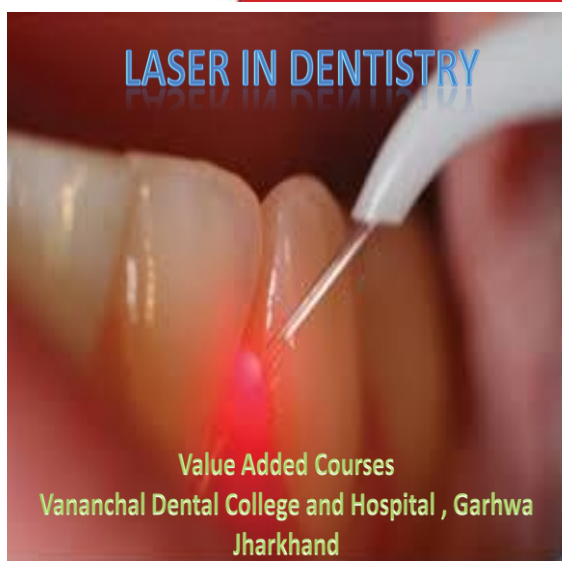


## VANANCHAL DENTAL COLLEGE &amp; HOSPITAL

Garhwa, Jharkhand

Vananchal Dental College &amp; Hospital offering 3 value add certificate courses

1. Basic Life support (BLS)
2. Basic Implantology
3. Laser in Dentistry



**Vananchal Dental College & Hospital  
Garhwa Jharkhand  
Action taken report on stake holders feed back  
2018-19**

The following measures have been taken to resolute the feedbacks of stake holders.

1. **Regularize the student attendance by mentoring system:** Mentor system has been implemented to monitor the student attendance and make it to be regularized.
2. **Increase the number of reference books in library:** As per the feedback of the students regarding library reference books, head of the institution has made a circular and forwarded to the concern departments to make a book list
3. **Maintain the sanitary and Hygiene in the Hostel surroundings:** In consideration to the feedback of the stake holders regarding sanitary measures around the hostel surrounding, all the hostel windows to be framed with mosquito mesh and taken necessary arrangements on hygienic facilities.
4. **Send Monthly student performance report to the parents:** In parent meet, most of them were requested to send their ward's performance report monthly. So, the head of the institution had taken a decision to send their performance through student emails.
5. **Hostel Mess Menu:** As per the request of the hostellers an instruction has been given to the mess in-charge and Hostel wardens to maintain **nutritious** food in the student's food menu.



PART-A

CRITERION -II

**Criterion 2- Teaching – Learning and Evaluation**

**Key indicator -2.1 Student Enrolments and Profile**

2.1 Student Enrolment and Profile



ADMIN BLOCK



VISITORS LOUNGE



ADMISSION OFFICE

**2.1.1 Due consideration is given to equity and inclusiveness by providing reservation of seats to all category during the admission process.**

**2.1.1.1 Average percentage of seats filled against seats reserved for various categories as per applicable reservation policy during last five years.**

**2.1.1.2 Average percentage of students admitted from the reserved categories as per GOI or state Government norms year-wise during last five years.**

2.1.1 (QnM) Due consideration is given to equity and inclusiveness by providing reservation of seats to all categories during the admission process. Average percentage of seats filled against seats reserved for various categories as per applicable reservation policy during the last five years (5)

Year	Number of seats earmarked for reserved category as per GOI or State Government rule				Number of students admitted from the reserved category			
	SC	ST	OBC	Others (All India Quota)	SC	ST	OBC	Others (Specify)
2018-19	9	22	12	15	7	1	17	
<b>2017-18</b>	9	22	12	15	5	0	10	
<b>2016-17</b>	9	22	12	15	2	3	11	
2015-16	9	22	12	15	7	6	54	
2014-15	9	22	12	15	15	5	69	

### **2.1.2 Average percentage of seats filled in for the various programmes as against the approved in take**

Number of seats filled –in for various programmes offered by the college as against the approved in take during the last five years.

Year	Program me code	Number of seats sanctioned/available	Number of students enrolled
2018-19	UG-BDS	100	38
	PG-MDS	16	16
2017-18	UG-BDS	100	30
	PG-MDS	16	4
2016-17	UG-BDS	100	23
	PG-MDS	16	16
2015-16	UG-BDS	100	83
	PG-MDS	16	16
2014-15	UG-BDS	100	100
	PG-MDS	10	10

### **2.1.3 Average percentage of Students enrolled demonstrates a national spread and include students from other students**

Number of students enrolled from other states year wise during the last five years.

2.1.3.1 Number of students from other states year wise during the last five years

2.1.3 Average percentage of students enrolled demonstrates a national spread and includes students from other states

Year of enrolment	Number of students enrolled from the same state	Number of students enrolled from other states	Link to the relevant document
2018-19	29	25	LINK attached
2017-18	16	18	LINK attached
2016-17	20	19	LINK attached
2015-16	75	24	LINK attached
2014-15	89	21	LINK attached

### Key indicator -2.2 Catering to Student diversity

#### 2.2.1 The institution assesses the learning levels of the students after admission and organises special Programmes for advanced learners and low performers.

##### *The institution*

1. Follows measurable criteria to identify slow performers
2. Follows measurable criteria to identify advanced learners
3. Organizes special programmes to low performers
4. Follows protocol to measure student achievement

**Response:** Three of above. (Sl. 1,2& 3.)

#### 2.2 Catering of Student Diversity



Intensive Care Learning



Merit Student Appreciation



Extra Curricular activities

### **2.2.2 Student- full time ratio (data for the preceding academic year) (2018-19)**

Number of students enrolled in the Institution (Undergraduates)	Number of students enrolled in the Institution (Postgraduates)	Number of full-time teachers in the Institution	Student :Teacher Ratio	
			UG	PG
			01: 0.73	01: 2.58
128	36	93		

### **2.2.3 Institution facilitates building and sustenance of innate talent / aptitude of individual students (extra mural activities / beyond the class room activities such as student clubs, cultural societies etc).**

**Response:** Our institution focuses on academics; students have the opportunity to participate in a number of extramural activities and are encouraged to play both indoor and outdoor sports. The college has wide options to play various sports like Cricket, Football, Chess, Volleyball, badminton, Table tennis and facilities to improve their strength training. A number of individual sports are traditionally practiced by our students like Track athletics, Tennikoit, Discus throw, Javelin throw.

The social highlight of the year is un-doubtfully the annual cultural meet which is well supported and participated in traditional festivals like **SARASWATHI POOJA, CHAT POOJA** by both staff and students alike involving the whole college. The culmination of this event is a formal function which is always remembered for all the right reasons and is a true celebration of being a student and the associated responsibility. Apart from these, our college provides for students Yoga and meditation classes. Also, innate talents like singing, mimicry were identified among students and were encouraged to perform in college events like fresher's day and fare well day.

Our institution's principal goal of extracurricular activities on the college campus is to provide an atmosphere to the student for a total personality development. These activities afford positive impact on student's emotional, intellectual, social, and interpersonal development. By working together with other individuals, students learn to negotiate, communicate, manage conflict, and lead others.

## Key Indicator – 2.3 Teaching – Learning Process


### 2.3.1 Students – centric methods are used for enhancing learning experiences

by

- Experiential learning
- Integrated /interdisciplinary learning
- Participatory learning
- Problem solving methodologies
- Patient – centric and Evidence – Based learning
- Project based learning

**Response:** There is always a great deal of scope when it comes to teaching-learning methodologies. Vanachal Dental College was a pioneer then and leader now in this aspect of academics.

### 2.3 Teaching – Learning Process



Small group Teaching



Problem based Learning



Experimental Learning

**Small group teaching** is an innovative way of learning practised in the institution wherein the larger groups of students are divided into smaller groups which impart an effective process of learning. The most admirable part of teaching methodologies at our institution is activity-based learning. Students perform or do a hands-on minds-on experience with little or no help from the teacher. This is a form of **experiential learning** where learning is through action, learning is by doing and learning is through experience.

Our innovative teaching methods are improving student learning by creating an **integrated/Inter disciplinary** curriculum which helps the student to understand the connections between subjects. Clinical shadowing, of I and II BDS students, helps in the integration of basic and clinical sciences. The integration of the sub-disciplines within a subject area allows the learner to explore information about topics without the constraints imposed by traditional subject barriers.

We use innovative methods of learning (rather than teaching) such as **problem-based learning/case-based learning** (PBL/CBL). PBL/CBL begins with a problem, not with knowledge. Knowledge is gained by way of the solution to the problem. Analysis of problems/cases is used as the primary instrument for the acquisition and application of knowledge. Independent lifelong learning skills are acquired by students as the PBL system places activity and responsibility directly on to them. This makes PBL **student-centred and self- directed**. Case-based learning forms the critical foundation of the **patient-centric learning** process. These effective educational strategies are **evidence-based learning** methods. This kind of learning system is very much useful in a comprehensive set-up of dental care for which Vananchal Dental College & Hospital is bound to the same.

To enhance student's knowledge as well as critical thinking, creativity, and communication skills, students are assigned projects. This **project-based learning** unleashes contagious, creative energy among students and teachers. As mentioned elsewhere, to reach the minds of the newer generation students the college has implemented the digital learning/teaching method in the 2017 year. Faculty development has become a priority to keep in pace with and respond to emerging student's needs. The institution is making efforts to upgrade the knowledge, skills of teaching faculty and students by implementing the Faculty and student development programs and enriching the teaching skills at our institution.

### **2.3.2: Institution facilities the use of Clinical skills Laboratory / simulation-based learning**

#### ***The Institution:***

1. Have Basic Clinical skills / simulation Training Models and trainer for skills in the relevant disciplines.
2. Has advance simulators for simulation- based learning



3. Has structured programmes for training and assessment of students in clinical skills lab / simulation-based learning.
4. Conducts training programme for the faculty in the use of clinical skills lab and simulation methods of teaching –learning

The Institution has clinical skills / Simulation training models and trainers for skills in the relevant disciplines.	The Institution has advanced simulators for simulation-based training	Structured programs for training and assessment of students in Clinical Skills Lab / Simulation based learning	Training programs for the faculty in the use of clinical skills lab and simulation methods of teaching-learning
Yes	Yes	Yes	Yes

### Learning Environment Facilities



**Furnished Class Rooms**



**Digital Class room**



**LCD CLASS ROOM**

**Smart Class Room**



**READING ROOM**




**RARE BOOKS**





**GROUP DISCUSSION**



**DIGITAL LIBRARY**



**LIBRARY INNER VIEW**

### **2.3.3 Teachers use ICT-enabled tools for effective teaching and learning process including online e-resources**

#### ***Response:***

The class rooms are equipped with LCD projectors

The central library equipped with e-library facility and department library, free educational videos.

The faculty is promoted to prepare Power Point Presentations for their lectures. This includes provision of audio visual aids in class rooms for effectively delivery of lectures. The lecture halls are equipped with Internet facility for webinars and help in e-learning.

The institution has subscribed to NPU and EBSCO data bases that are freely available in E-library section in the Central library for ready reference to the staff as well as students.

Our institution is facilitated by online availability of free books, free journals and free videos. The department have put posters and models made by students for reference.

The institution has installed Dolphin imaging system software for orthodontics diagnosis and treatment planning in the dept. of orthodontics.

LCD projectors are allotted to all post graduate departments

As per our annual academic plan, each topic will be sectioned into the content plan, session plan, lecture keynotes, PDF hand-outs, images, videos and best internet sources for specific topics and MCQ for various entrance examination on specific topics are prepared and will be uploaded to the server, so that students can have a look into them even before the theory classes and can have the best idea and knowledge on that particular topic.

Apart from that teachers edify available on YouTube and direct students to the use of various websites to obtain information about a given topic. Special sessions are regularly held by the experts to train the teachers in the use of these apps available on androids and PCs.

Multiple choice questions, fill in the blanks, match the following, identify the lessons etc. are regularly been given to students using hard copy and soft copy format. Regular monitoring and instant feedback are obtained. It is a completely technology-driven process with many advantages for effective teaching and learning to undergraduate students.

#### **2.3.4 Students: mentor Ratio**

2.3.4 (Q n M) Students: Mentor ratio (data for the preceding academic year)			2018-19
Name of fulltime teachers/other recognized mentors	Number of students enrolled	Number of students assigned to each mentor	Mentor: Mentee ratio
25	164	Average 6.5 students	01: 6.56

#### **2.3.5 The teaching learning process of the institution nurtures creativity analytical skills and innovation among students**

The teaching-learning process nurtures creativity, analytical skills and innovation among students. Various steps have been taken to make the teaching-learning more learner-centred than teacher controlled. Lecture classes have been extended from 45 to 60 minutes with the major part devoted to creative activities by the learner. Students are given small projects and are encouraged to design and perform public awareness programs to spread themes such as anti-tobacco day, world's AIDS day, Oral Hygiene day, World Cancer day, , Swachha Bharat Abhiyan, Road side Play (Nukkar Natak), village adoption, motivation classes for rural health awareness programmes, etc. Further separate cells have been provided in the college for smoking cessation, patient counselling where students learn motivation skills. They also design posters and models for educating the public which they use in the door to door campaigning of dental health awareness.

### Key Indicator – 2.4 Teacher Profile and Quality

#### 2.4.1 Average percentage of full time against sanctioned posts during the last five years

#### 2.4 Teacher Profile and Quality



**Response:** Our Management has **sanctioned 102 posts** for the different levels of teaching faculties against the **required posts of 92 as per D.C.I. norms / regulation**. Hence the **average percentage** of full time teachers against the sanctioned posts is **91**.

Year (2018-19)	Name of the Full-time teacher	Designation	Name of the department	Year of appointment	Nature of the sanctioned post
<b>DEPARTMENT OF ORAL PATHOLOGY</b>					
1	Dr.S.P. Mosby	Principal & HOD	Oral Pathology	01/04/2016	Permanent
2	Dr.Vijaya kumar viradar	Reader	Oral Pathology	19/03/2018	Permanent
3	Dr. Akhilesh Chandra	Reader	Oral Pathology	31/07/2015	Permanent
4	Dr. Priya shree	Sr Lecturer	Oral Pathology	14/09/2017	Permanent
5	Dr. Vishwajeet	Sr Lecturer	Oral Pathology	03/07/2018	Permanent
6	Dr. Sunil Nayak	Sr Lecturer	Oral Pathology	02/07/2018	Permanent
7	Dr. Asif Iqbal	Sr Lecturer	Oral Pathology	02/07/2018	Permanent
8	Dr.Jayakishore *	Sr Lecturer	Oral Pathology	14/11/2016	Permanent
<b>DEPARTMENT OF ORAL SURGERY</b>					
9	Dr. Bala Murugan	Professor & HoD	Oral Surgery	01/01/2011	Permanent
10	Dr.Kunwar Satish	Reader	Oral Surgery	01/11/2018	Permanent
11	Dr. Sushma KN	Reader	Oral Surgery	07/07/2015	Permanent
12	Dr. Ravi Kumar	Sr. Lecturer	Oral Surgery	16/03/2017	Permanent
13	Dr. Praveen Kumar	Sr Lecturer	Oral Surgery	04/12/2017	Permanent
<b>DEPARTMENT OF ORTHODONTICS</b>					
14	Dr. K.Vinod	Professor & HOD	Orthodontics	02/09/2013	Permanent
15	Dr. Ankit Singhal	Reader	Orthodontics	04/08/2014	Permanent
16	Dr. Shailendra kumar Singh	Reader	Orthodontics	23/02/2013	Permanent
17	Dr. Vinit Kumar Singh	Reader	Orthodontics	17/07/2013	Permanent
18	Dr. Santosh	Sr Lecturer	Orthodontics	26/11/2017	Permanent
19	Dr. Siddharth Shankar	Sr Lecturer	Orthodontics	16/09/2016	Permanent
20	Dr. Abhishek bardhan	Sr Lecturer	Orthodontics	25/07/2018	Permanent
21	Dr. Vikas kumar	Lecturer	Orthodontics	31/07/2013	Permanent
22	Dr. Komal Kumari	Lecturer	Orthodontics	29/07/2016	Permanent
23	Dr. Preeti Kumari	Lecturer	Orthodontics	06/07/2017	Permanent
<b>DEPARTMENT OF PEDODONTICS</b>					
24	Dr. Vijay Duggi	Professor & HOD	Pedodontics	29/08/2017	Permanent
25	Dr. Punit Bhardwaj	Professor	Pedodontics	01/09/2016	Permanent
26	Dr. Rohit singh	Reader	Pedodontics	27/05/2014	Permanent
27	Dr. Somesh Kishore	Sr Lecturer	Pedodontics	20/10/2016	Permanent
28	Dr. Ashok kumar	Sr Lecturer	Pedodontics	23/01/2018	Permanent
29	Dr. Rahul kumar singh	Lecturer	Pedodontics	14/05/2015	Permanent
30	Dr . Aaliya Khanam	Lecturer	Pedodontics	05/07/2018	Permanent
<b>DEPARTMENT OF PERIODONTICS</b>					

31	Dr. Vijayendra Pandey	Professor & HOD	Periodontics	04/04/2007	Permanent
32	Dr. Sanjeeva Kumar Reddy	Reader	Periodontics	09/11/2013	Permanent
33	Dr. Akhilesh Tomar	Reader	Periodontics	15/11/2017	Permanent
34	Dr. Narendra Yadav	Reader	Periodontics	29/06/2015	Permanent
35	Dr. Deepak	Sr Lecturer	Periodontics	22/08/2017	Permanent
<b>DEPARTMENT OF PUBLIC HEALTH DENTISTRY</b>					
36	Dr. A.K. Sinha	Reader	PHD	03/04/2007	Permanent
37	Dr. Vipin Sharman	Sr. Lecturer	PHD	19/02/2018	Permanent
38	Dr. Ananya Arvind	Sr Lecturer	PHD	04/11/2017	Permanent
39	Dr. Lubna Hadi	Lecturer	PHD	05/10/2013	Permanent
40	Dr. Subhra Jayant Pawar	Lecturer	PHD	21/05/2018	Permanent
41	Dr. Sonai Biswas	Lecturer	PHD	01/04/2016	Permanent
<b>DEPARTMENT OF CONSERVATIVE AND ENDODONTICS</b>					
42	Dr. V.Rajasekhar Reddy	Professor & HOD	Endodontics	02/07/2016	Permanent
43	Dr. Saurabh Arora	Reader	Endodontics	01/10/2014	Permanent
44	Dr. T. Lenin Babu	Reader	Endodontics	30/08/2017	Permanent
45	Dr. Tanya	Sr Lecturer	Endodontics	15/01/2018	Permanent
46	Dr. Mrinmoy Chakraborty	Sr Lecturer	Endodontics	01/12/2017	Permanent
47	Dr. Benzir Fathima	Lecturer	Endodontics	05/12/2013	Permanent
<b>DEPARTMENT OF ORAL MEDICINE AND RADIOLOGY</b>					
48	Dr. N.R. Diwakar	Professor & HOD	OMR	21/08/2015	Permanent
49	Dr. Ravneet Dhirgra	Reader	OMR	01/10/2014	Permanent
50	Dr. Gaurav Pratap Singh	Reader	OMR	23/09/2015	Permanent
51	Dr. Jyotish Jha	Sr lecturer	OMR	22/12/2017	Permanent
52	Dr. Rajeev Ranjan	Sr lecturer	OMR	15/02/2018	Permanent
53	Dr. Manish Prakash	Sr. Lecturer	OMR	11/01/2019	Permanent
<b>DEPARTMENT OF PROSTHODONTICS</b>					
54	Dr Vivekanand Reddy	Professor & HOD	Prosthodontics	11/11/2013	Permanent
55	Dr. Vishwadeepak Singh	Reader	Prosthodontics	01/10/2015	Permanent
56	Dr. Rajni	Reader	Prosthodontics	01/07/2013	Permanent
57	Dr. Sapna Sharma	Lecturer	Prosthodontics	05/07/2017	Permanent
58	Dr. Amit Kumar Mishra	Sr lecturer	Prosthodontics	23/01/2018	Permanent
59	Dr. Vinay Kumar Gupta	Sr lecturer	Prosthodontics	03/11/2014	Permanent
60	Dr. Monika Singh	Lecturer	Prosthodontic	31/03/2016	Permanent
61	Dr. Sunitha Kumari	Lecturer	Prosthodontics	05/09/2014	Permanent
62	Dr. Neel Kusum Xaxa	Lecturer	Prosthodontics	05/07/2018	Permanent
<b>DEPARTMENT OF HUMAN ANATOMY</b>					



63	Dr. Arun Shukla	Reader & HOD	Anatomy	16/06/2007	Permanent
64	Dr. Krishna Chandra Shukla	Lecturer	Anatomy	25/01/2010	Permanent
65	Dr. S.L. Bhagat	Lecturer	Anatomy	29/10/2013	Permanent
66	Dr. Makbul Ansari	Lecturer	Anatomy	09/02/2017	Permanent
67	Dr. Vishal Singh	Lecturer	Anatomy	06/03/2017	Permanent
<b>DEPARTMENT OF BIOCHEMISTRY</b>					
68	Dr. Amita Pandey	Reader & HOD	Biochemistry	01/10/2013	Permanent
69	Mr. Sujit kumar	Lecturer	Biochemistry	01/09/2015	Permanent
70	Mr. Niraj kumar	Lecturer	Biochemistry	01/09/2015	Permanent
<b>DEPARTMENT OF PHYSIOLOGY</b>					
71	Dr. Ravindara Singh Rajpoot	Reader & HOD	Physiology	27/12/2012	Permanent
72	Dr. Krishna Mohan singh	Lecturer	Physiology	04/10/2012	Permanent
73	Dr. Girija Nand Prasad	Lecturer	Physiology	01/07/2016	Permanent
<b>DEPARTMENT OF GENERAL PATHOLOGY</b>					
74	Dr. Birendra Prasad	Reader & HOD	G. Pathology	16/05/2007	Permanent
75	Dr. Mithlesh Kumar	Lecturer	G. Pathology	27/02/2017	Permanent
76	Dr. Shamsher Singh	Lecturer	G. Pathology	16/12/2015	Permanent
<b>DEPARTMENT OF MICROBIOLOGY</b>					
77	Dr. Vinay Oraon	Reader & HOD	Microbiology	11/10/2007	Permanent
78	Mr. Chandan kumar	Lecturer	Microbiology	03/07/2017	Permanent
79	Dr. Shankar Nath	Lecturer	Microbiology	27/02/2017	Permanent
<b>DEPARTMENT OF PHARMACOLOGY</b>					
80	Dr. Mahendra Kumar Prasad	Reader & HOD	Pharmacology	04/06/2007	Permanent
81	Dr. Bipin Kumar Verma	Reader	Pharmacology	25/03/2010	Permanent
82	Dr. Syed Shadmen ahmad	Lecturer	Pharmacology	30/06/2014	Permanent
83	Dr. Rajeev Kumar	Lecturer	Pharmacology	27/02/2017	Permanent
<b>DEPARTMENT OF GENERAL MEDICINE</b>					
84	Dr. R.P.Sinha	Reader & HOD	General Medicine	17/03/2008	Permanent
85	Dr. Roushan Sinha	Lecturer	General Medicine	29/10/2013	Permanent
86	Dr. Nistha kishore	Lecturer	General Medicine	28/10/2013	Permanent
87	Dr. Prabhu Nath Pramhans	Lecturer	General Medicine	08/03/2016	Permanent
<b>DEPARTMENT OF GENERAL SURGERY</b>					
88	Dr. G.P. Singh	Reader & HOD	General Surgery	27/02/2009	Permanent
89	Dr. Kaushal Kishor Sinha	Lecturer	General Surgery	15/05/2013	Permanent

90	Dr. Kumar Nishant Singh	Lecturer	General Surgery	29/07/2010	Permanent
<b>DEPARTMENT OF ANAESTHESIA</b>					
91	Dr. Nitu Singh	Reader & HOD	Anesthesia	01/02/2012	Permanent
92	Dr. Alka Shukla	Lecturer	Anesthesia	14/02/2017	Permanent
<b>Year (2017-18)</b>	<b>Name of the Full-time teacher</b>	<b>Designation</b>	<b>Name of the department</b>	<b>Year of appointment</b>	<b>Nature of the sanctioned post</b>
<b>DEPARTMENT OF ORAL PATHOLOGY</b>					
1	Dr.S.P. Mosby	Principal & HOD	Oral Pathology	01/04/2016	Permanent
2	Dr. Akhilesh Chandra	Reader	Oral Pathology	31/07/2015	Permanent
3	Dr. Vijay Kumar Biradar	Reader	Oral Pathology	19/03/2018	Permanent
4	Dr. Meerabai S	Reader	Oral Pathology	06/09/2014	Permanent
5	Dr. Priya shree	Sr Lecturer	Oral Pathology	14/09/2017	Permanent
6	Dr. Jay Kishore	Sr lecturer	Oral Pathology	14/12/2016	Permanent
7	Dr. Neerav Dutta	Sr Lecturer	Oral Pathology	01/08/2015	Permanent
<b>DEPARTMENT OF ORAL MEDICINE AND RADIOLOGY</b>					
8	Dr. N.R. Diwakar	Professor & HOD	OMR	21/08/2015	Permanent
9	Dr. Ravneet Dhingra	Reader	OMR	01/10/2014	Permanent
10	Dr. Gaurav Pratap singh	Reader	OMR	23/09/2015	Permanent
11	Dr. Satish Kumar	Senior Lecturer	OMR	13/06/2013	Permanent
12	Dr. Jyotish Kumar Jha	Sr Lecturer	OMR	22/12/2017	Permanent
13	Dr. Anjani Kumar Shula	Sr Lecturer	OMR	15/09/2016	Permanent
14	Dr. Rishikesk Kumar	Sr lecturer	OMR	16/09/2017	Permanent
15	Dr. Priyankesh	Sr lecturer	OMR	16/09/2017	Permanent
<b>DEPARTMENT OF ORTHODONTICS</b>					
16	Dr. K.Vinod	Professor & HOD	Orthodontics	02/09/2013	Permanent
17	Dr. Ankit Singhal	Reader	Orthodontics	04/08/2015	Permanent
18	Dr. Shailendra Kumar Singh	Reader	Orthodontics	23/02/2013	Permanent
19	Dr. Amit Kumar	Reader	Orthodontics	11/04/2015	Permanent
20	Dr. Vinit kumar	Reader	Orthodontics	17/07/2013	Permanent
21	Dr. Siddharth Shankar	Sr Lecturer	Orthodontics	16/09/2016	Permanent
22	Dr. Anant Jyoti	Sr Lecturer	Orthodontics	13/06/2014	Permanent
23	Dr. Preeti Kumari	Lecturer	Orthodontics	06/07/2017	Permanent
24	Dr. Nitish Kumar Chouhan	Lecturer	Orthodontics	15/03/2018	Permanent
<b>DEPARTMENT OF PERIODONTICS</b>					
25	Dr. S.S.R. L Prasad	Professor & HOD	Periodontics	18/09/2013	Permanent

26	Dr. Vijayendra Pandey	Professor	Periodontics	04/04/2007	Permanent
27	Dr. Sanjeeva Kumar Reddy	Reader	Periodontics	09/11/2013	Permanent
28	Dr.K. Sahaya Stelin	Reader	Periodontics	28/08/2017	Permanent
29	Dr. Akhilesh Tomar	Reader	Periodontics	15/11/2017	Permanent
30	Dr. Narendra Yadav	Reader	Periodontics	29/06/2015	Permanent
31	Dr. A. Parawaz	Sr lecturer	Periodontics	12/01/2016	Permanent
32	Dr. Deepak	Sr lecturer	Periodontics	22/08/2017	Permanent
<b>DEPARTMENT OF PEDODONTICS</b>					
33	Dr. Jayaram S.	Professor & HOD	Pedodontics	17/11/2014	Permanent
34	Dr. Vijay Duggi	Professor	Pedodontics	01/10/2015	Permanent
35	Dr. Narendra Singh Malik	Professor	Pedodontics	29/08/2017	Permanent
36	Dr. Punit Bhardwaj	Reader	Pedodontics	01/09/2016	Permanent
37	Dr. Rohit singh	Sr Lecturer	Pedodontics	27/05/2014	Permanent
38	Dr. Somesh Kishore	Sr lecturer	Pedodontics	20/10/2016	Permanent
<b>DEPARTMENT OF CONSERVATIVE DENTISTRY AND ENDODONTICS</b>					
39	Dr. Rajasekhar V Reddy	Professor & HOD	Endodontics	02/07/2016	Permanent
40	Dr. Saurav arora	Reader	Endodontics	01/10/2014	Permanent
41	Dr. T.N.Raghu	Reader	Endodontics	02/09/2016	Permanent
42	Dr. T. Lenin babu	Reader	Endodontics	30/08/2017	Permanent
43	Dr. Pankaj yadav	Reader	Endodontics	01/07/2015	Permanent
44	Dr. Mayur Khate	Sr Lecturer	Endodontics	01/04/2016	Permanent
45	Dr. Mrinmoy Chakraborty	Sr lecturer	Endodontics	01/12/2017	Permanent
46	Dr. Tanya	Sr Lecturer	Endodontics	15/01/2018	Permanent
<b>DEPARTMENT OF PROSTHODONTICS</b>					
47	Dr. Sunil Kumar Arora	Professor & HOD	Prosthodontics	01/10/2014	Permanent
48	Dr Vivekanand Reddy	Professor	Prosthodontics	11/11/2013	Permanent
49	Dr. Vishal Singh	Reader	Prosthodontics	01/05/2013	Permanent
50	Dr. Vishwadeepak Singh	Reader	Prosthodontics	01/10/2015	Permanent
51	Dr. Rajani	Sr lecturer	Prosthodontics	01/07/2013	Permanent
52	Dr. Vinay kumar gupta	Sr Lecturer	Prosthodontics	03/11/2014	Permanent
53	Dr. Amit kumar mishra	Sr Lecturer	Prosthodontics	23/01/2018	Permanent
54	Dr. Wasim Akram	Sr Lecturer	Prosthodontics	06/09/2017	Permanent
55	Dr. Sunitha Kumari	Lecturer	Prosthodontics	05/09/2014	Permanent
56	Dr. Sapna Sharma	Lecturer	Prosthodontics	05/07/2017	Permanent
<b>DEPARTMENT OF PUBLIC HEALTH DENTISTRY</b>					
57	Dr. A.K. Sinha	Reader & HOD	PHD	03/04/2007	Permannent
58	Dr. Vipin Sharma	Sr. Lecturer	PHD	19/02/2018	Permannent
59	Dr. Ananya Arvind	Sr lecturer	PHD	04/11/2017	Permannent



DEPARTMENT OF ORAL AND MAXILLOFACIAL SURGERY					
60	Dr. Bala Murugan	Professor & HOD	Oral Surgery	01/01/2011	Permannent
61	Dr. Somanth Mukherjee	Reader	Oral Surgery	29/09/2012	Permannent
62	Dr. Rakesh Kumar	Reader	Oral Surgery	16/04/2016	Permannent
63	Dr. Sushma KN	Sr lecturer	Oral Surgery	07/07/2015	Permannent
64	Dr. Ravi Kumar	Sr lecturer	Oral Surgery	16/03/2017	Permannent
DEPARTMENT OF HUMAN ANATOMY					
65	Dr. Arun Shukla	Reader & HOD	Anatomy	16/06/2007	Permanent
66	Dr. Krishna Chandra Shukla	Lecturer	Anatomy	25/01/2010	Permanent
67	Dr. S.L. Bhagat	Lecturer	Anatomy	29/10/2013	Permanent
68	Dr. Anil pandey	Lecturer	Anatomy	17/11/2015	Permanent
69	Dr. Makbul Ansari	Lecturer	Anatomy	09/02/2017	Permanent
70	Dr. Vishal singh	Lecturer	Anatomy	06/03/2017	Permanent
DEPARTMENT OF PHYSIOLOGY					
71	Dr. Ravindara Singh Rajpoot	Reader & HOD	Physiology	27/12/2012	Permanent
72	Dr. Krishna Mohan singh	Lecturer	Physiology	04/10/2012	Permanent
73	Dr. Girija Nand prasad	Lecturer	Physiology	01/07/2016	Permanent
DEPARTMENT OF BIOCHEMISTRY					
74	Dr. Amita Pandey	Reader & HOD	Biochemistry	01/10/2013	Permanent
75	Mr. Sujit kumar	Lecturer	Biochemistry	16/05/2007	Permanent
76	Mr. Niraj kumar	Lecturer	Biochemistry	27/02/2017	Permanent
DEPARTMENT OF PHARMACOLOGY					
77	Dr. Mahendra Kumar Prasad	Reader & HOD	Pharmacology	04/06/2007	Permanent
78	Dr. Bipin Kumar Verma	Reader	Pharmacology	25/03/2010	Permanent
79	Dr. Syed Shadman Ahmad	Lecturer	Pharmacology	30/06/2014	Permanent
80	Dr. Rajeev Kumar	Lecturer	Pharmacology	27/02/2017	Permanent
DEPARTMENT OF GENERAL PATHOLOGY					
81	Dr. Birendra Prasad	Reader & HOD	General Pathology	16/05/2007	Permanent
82	Dr. Mithlesh kumar	Lecturer	General Pathology	27/02/2017	Permanent
83	Dr. Shamsheer Singh	Lecturer	General Pathology	16/12/2015	Permanent
DEPARTMENT OF MICROBIOLOGY					
84	Dr. Vinay Oraon	Reader & HOD	Microbiology	11/10/2007	Permanent
85	Dr. Shankar Nath	Lecturer	Microbiology	27/02/2017	Permanent
DEPARTMENT OF GENERAL MEDICINE					
86	Dr. R.P.sinha	Reader & HOD	General Medicine	17/03/2008	Permanent

87	Dr. Raushan sinha	Lecturer	General Medicine	29/10/2013	Permanent
88	Dr. Nistha kishore	Lecturer	General Medicine	28/10/2013	Permanent
89	Dr. Prabhu nath pramhans	Lecturer	General Medicine	08/03/2016	Permanent
<b>DEPARTMENT OF GENERAL SURGERY</b>					
90	Dr. G.P. Singh	Reader & HOD	General surgery	27/02/2009	Permanent
91	Dr. Kaushal kishor sinha	Lecturer	General surgery	15/05/2013	Permanent
92	Dr. Kumar Nishant singh	Lecturer	General surgery	29/07/2010	Permanent
<b>DEPARTMENT OF ANAESTHESIA</b>					
93	Dr. Nitu Singh	Reader & HOD	Anaesthesia	01/02/2012	Permanent
94	Dr. Alka Shukla	Lecturer	Anaesthesia	14/02/2017	Permanent
<b>BDS (LECTURER)</b>					
95	Dr. Samim Ansari	Lecturer	Endodontics	05/03/2013	Permanent
<b>Year (2016-17)</b>	<b>Name of the Full-time teacher</b>	<b>Designation</b>	<b>Name of the department</b>	<b>Year of appointment</b>	<b>Nature of the sanctioned post</b>
<b>DEPARTMENT OF ORAL PATHOLOGY</b>					
1	Dr.S.P. Mosby	Principal & HOD	Oral Pathology	01/04/2016	Permanent
2	Dr. Akhilesh Chandra	Reader	Oral Pathology	31/07/2015	Permanent
3	Dr. Meerabai S	Reader	Oral Pathology	06/09/2014	Permanent
4	Dr. Neerav Dutta	Sr Lecturer	Oral Pathology	01/08/2015	Permanent
5	Dr. Rakshita shetty	Sr Lecturer	Oral Pathology	02/01/2013	Permanent
6	Dr. Ananjan Chatterjee	Sr Lecturer	Oral Pathology	24/06/2014	Permanent
7	Dr. Abhinandan Kumar	Lecturer	Oral Pathology	31/05/2013	Permanent
<b>DEPARTMENT OF ORAL MEDICINE AND RADIOLOGY</b>					
8	Dr. N.R. Diwakar	Professor & HOD	OMR	21/08/2015	Permanent
9	Dr. Ravneet Dhingra	Reader	OMR	01/10/2014	Permanent
10	Dr. Gaurav pratap singh	Reader	OMR	23/09/2015	Permanent
11	Dr. Satish Kumar	Sr Lecturer	OMR	13/06/2013	Permanent
12	Dr. Anjani Kumar Shukla	Sr Lecturer	OMR	15/09/2016	Permanent
13	Dr. Ankit Roy	Sr Lecturer	OMR	20/07/2015	Permanent
<b>DEPARTMENT OF ORTHODONTICS</b>					
14	Dr. K.Vinod	Professor & HOD	Orthodontics	02/09/2013	Permanent
15	Dr. Ankit Singhal	Reader	Orthodontics	04/08/2014	Permanent
16	Dr. Shailendra kumar Singh	Reader	Orthodontics	23/02/2013	Permanent
17	Dr. Amit Kumar	Sr Lecturer	Orthodontics	11/04/2015	Permanent
18	Dr. Vinit kumar	Sr Lecturer	Orthodontics	17/07/2013	Permanent

19	Dr. Siddharth Shankar	Sr Lecturer	Orthodontics	16/09/2016	Permanent
20	Dr. Anand Jyoti	Sr Lecturer	Orthodontics	13/06/2014	Permanent
21	Dr. Rahul Kumar Singh	Lecturer	Othrodontics	14/05/2015	Permanent
<b>DEPARTMENT OF PERIODONTICS</b>					
22	Dr. S.S.R. L Prasad	Professor & HOD	Periodontics	18/09/2013	Permanent
23	Dr. Vijayendra Pandey	Professor	Periodontics	04/04/2007	Permanent
24	Dr. Sanjeev kumar Reddy	Reader	Periodontics	09/11/2013	Permanent
25	Dr. Narendra Yadav	Sr lecturer	Periodontics	29/06/2015	Permanent
26	Dr. Kausher. Prawez	Sr Lecturer	Periodontics	12/01/2016	Permanent
27	Dr Lubana Hadi	Lecturer	Periodontics	05/10/2013	Permanent
28	Dr. Vikas kumar	Lecturer	Periodontics	31/07/2013	Permanent
<b>DEPARTMENT OF PEDODONTICS</b>					
29	Dr. Jayaram S	Professor & HOD	Pedodontics	01/10/2015	Permanent
30	Dr. Narendra Singh Malik	Professor	Pedodontics	17/11/2014	Permanent
31	Dr. Neha Sarma	Reader	Pedodontics	02/11/2015	Permanent
32	Dr. Punit Bhardwaj	Reader	Pedodontics	01/09/2016	Permanent
33	Dr. Rohit singh	Reader	Pedodontics	27/05/2014	Permanent
34	Dr. Rahul singh	Sr lecturer	Pedodontics	16/02/2016	Permanent
35	Dr. Sonai Biswas	Lecturer	Pedodontics	04/01/2016	Permanent
36	Dr. Monika Singh	Lecturer	Pedodontics	01/04/2016	Permanent
<b>DEPARTMENT OF CONSERVATIVE DENTISTRY AND ENDODONTICS</b>					
37	Dr. Rajasekhar V. Reddy	Professor & HOD	Endodontics	02/07/2016	Permanent
38	Dr. T.N.Raghu	Reader	Endodontics	02/09/2016	Permanent
39	Dr. Saurav Arora	Reader	Endodontics	01/10/2014	Permanent
40	Dr. Archana Bhardawaj	Reader	Endodontics	30/06/2009	Permanent
41	Dr. Pankaj yadav	Reader	Endodontics	01/07/2015	Permanent
42	Dr. Mayur Khate	Sr Lecturer	Endodontics	01/04/2016	Permanent
43	Dr. Ujzwal kumar	Sr Lecturer	Endodontics	14/09/2016	Permanent
44	Dr. Minmoy Chakravarty	Sr Lecturer	Endodontics	11/01/2017	Permanent
<b>DEPARTMENT OF PROSTHODONTICS CROWN AND BRIDGE</b>					
45	Dr. Sunil Arora	Professor & HOD	Prosthodontics	01/10/2014	Permanent
46	Dr. VishwaDeepak singh	Reader	Prosthodontics	01/10/2015	Permanent
47	Dr. Vishal Singh	Reader	Prosthodontics	01/05/2013	Permanent
48	Dr Vivekanand Reddy	Reader	Prosthodontics	11/01/2013	Permanent
49	Dr. Vinay Kumar Gupta	Sr Lecturer	Proshtodontics	03/11/2015	Permanent
50	Dr. Rajani kumari	Sr Lecturer	Proshtodontics	01/07/2013	Permanent

51	Dr. Sumit kumar singh	Sr Lecturer	Prosthodontics	01/10/2015	Permanent
52	Dr Komal kumari	Lecturer	Prosthodontics	29/07/2016	Permanent
53	Dr . Monika singh	Lecturer	Prosthodontics	31/03/2016	Permanent
<b>DEPARTMENT OF PUBLIC HEALTH DENTISTRY</b>					
54	Dr. A.K. Sinha	Reader & HOD	PHD	03/04/2007	Permanent
55	Dr. Benzir Fatma	Lecturer	PHD	05/12/2013	Permanent
<b>DEPARTMENT OF ORAL AND MAXILLOFACIAL SURGERY</b>					
56	Dr. Bala Murugan	Professor & HOD	Oral Surgery	01/01/2011	Permanent
57	Dr. Rakesh Kumar	Reader	Oral Surgery	16/04/2016	Permanent
58	Dr. Somanth Mukherjee	Reader	Oral Surgery	20/09/2012	Permanent
59	Dr. Sushma K.N.	Sr. Lecturer	Oral Surgery	07/07/2015	Permanent
60	Dr. Praveen	Sr. Lecturer	Oral Surgery	04/02/2017	Permanent
<b>DEPARTMENT OF HUMAN ANATOMY</b>					
61	Dr. Arun Shukla	Reader & HOD	Anatomy	16/06/2007	Permanent
62	Dr. Krishna Chandra Shukla	Lecturer	Anatomy	25/01/2010	Permanent
63	Dr. S.L. Bhagat	Lecturer	Anatomy	29/10/2013	Permanent
64	Dr. Anil pandey	Lecturer	Anatomy	17/11/2015	Permanent
65	Dr. Makbul Ansari	Lecturer	Anatomy	09/02/2017	Permanent
66	Dr. Vishal singh	Lecturer	Anatomy	16/03/2017	Permanent
<b>DEPARTMENT OF PHYSIOLOGY</b>					
67	Dr. Ravindra Singh Rajpoot	Reader & HOD	Physiology	27/12/2012	Permanent
68	Dr. Krishna Mohan singh	Lecturer	Physiology	04/10/2012	Permanent
69	Dr. Girija Nand prasad	Lecturer	Physiology	01/07/2016	Permanent
<b>DEPARTMENT OF BIOCHEMISTRY</b>					
70	Dr. Amita Pandey	Reader & HOD	Biochemistry	01/10/2013	Permanent
71	Mr. Sujit kumar	Lecturer	Biochemistry	01/09/2015	Permanent
72	Mr. Niraj kumar	Lecturer	Biochemistry	01/09/2015	Permanent
<b>DEPARTMENT OF PHARMACOLOGY</b>					
73	Dr. Mahendra Kumar Prasad	Reader & HOD	Pharmacology	04/06/2007	Permanent
74	Dr. Bipin Kumar Verma	Reader	Pharmacology	25/03/2010	Permanent
75	Dr. Syed Shadmen ahmad	Lecturer	pharmacology	30/06/2014	Permanent
76	Dr. Rajeev Kumar	Lecturer	Pharmacology	27/02/2017	Permanent
<b>DEPARTMENT OF GENERAL PATHOLOGY</b>					
77	Dr. Birendra Prasad	Reader & HOD	G. Pathology	16/05/2007	Permanent
78	Dr. Mithlesh kumar	Lecturer	G. Pathology	27/02/2017	Permanent
79	Dr. Shamsheer Singh	Lecturer	G. Pathology	16/12/2015	Permanent

DEPARTMENT OF MICROBIOLOGY					
80	Dr. Vinay Oraon	Reader & HOD	Microbiology	11/10/2007	Permanent
81	Dr. Shankar Nath	Lecturer	Microbiology	27/02/2017	Permanent
DEPARTMENT OF GENERAL MEDICINE					
82	Dr. R.P.Sinha	Reader & HOD	General Medicine	17/03/2008	Permanent
83	Dr. Raushan sinha	Lecturer	General Medicine	29/10/2013	Permanent
84	Dr. Nistha kishore	Lecturer	General Medicine	28/10/2013	Permanent
85	Dr. Prabhu Nath Pramhans	Lecturer	General Medicine	08/03/2016	Permanent
DEPARTMENT OF GENERAL SURGERY					
86	Dr. G.P. Singh	Reader & HOD	General surgery	27/02/2009	Permanent
87	Dr. Kaushal Kishor Sinha	Lecturer	General surgery	15/05/2013	Permanent
88	Dr. Kumar Nishant Singh	Lecturer	General surgery	29/07/2010	Permanent
DEPARTMENT OF ANAESTHESIA					
89	Dr. Nitu singh	Reader	Anaesthesia	01/02/2012	Permanent
90	Dr. Alka shukla	Lecturer	Anaesthesia	14/02/2017	Permanent
BDS (LECTURER)					
91	Dr. Sunita Kumari	Lecturer	Oral surgery	05/09/2014	Permanent
92	Dr. Samim Ansari	Lecturer	Endodontics	05/03/2013	Permanent
YEAR 2015-16	Name of the Full-time teacher	Designation	Name of the department	Year of appointment	Nature of the sanctioned post
DEPARTMENT OF ORAL PATHOLOGY					
1	Dr. Amitabh Sarkar	Professor & HoD	Oral pathology	28/09/2013	Permanent
2	Dr. Meerabai S	Reader	Oral pathology	26/09/2014	Permanent
3	Dr. Akhilesh Chandra	Reader	Oral pathology	31/07/2015	Permanent
4	Dr. Rakshita shetty	Sr Lecturer	Oral Pathology	02/01/2013	Permanent
5	Dr. Ananjan Chatterjee	Sr Lecturer	Oral pathology	24/06/2014	Permanent
6	Dr. Animash Kumar Sivam	Sr Lecturer	Oral pathology	22/06/2014	Permanent
7	Dr. Neerav Dutta	Sr Lecturer	Oral pathology	01/08/2015	Permanent
DEPARTMENT OF ORAL MEDICINE AND RADIOLOGY					
8	Dr. N.R. Diwakar	Professor & HoD	OMR	21/08/2015	Permanent
9	Dr. Ravneet Dhingra	Reader	OMR	01/10/2014	Permanent
10	Dr. Gaurav Pratap Singh	Reader	OMR	23/09/2015	Permanent
11	Dr. Satish kumar	Sr Lecturer	OMR	13/06/2013	Permanent
12	Dr. Aparajita Dutta Shitoot	Sr Lecturer	OMR	28/07/2014	Permanent
13	Dr. Ankit Roy	Sr Lecturer	OMR	20/07/2015	Permanent

DEPARTMENT OF ORTHODONTICS					
14	Dr. K.Vinod	Principal & HOD	Orthodontics	02/09/2013	Permanent
15	Dr. Ankit Singhal	Reader	Orthodontics	04/08/2014	Permanent
16	Dr. Shailendra kumar Singh	Reader	Orthodontics	23/02/2013	Permanent
17	Dr. Dileep kumar HP	Sr lecturer	Orthodontics	02/02/2013	Permanent
18	Dr. Vinit kumar	Sr lecturer	Orthodontics	17/07/2013	Permanent
19	Dr. Anand jyothi	Sr Lecturer	Orthodontics	13/06/2014	Permanent
DEPARTMENT OF PERIODONTICS					
20	Dr. S.S.R. L Prasad	Professor & HOD	Periodontics	18/09/2013	Permanent
21	Dr. Vijayendra Pandey	Reader	Periodontics	04/04/2007	Permanent
22	Dr. Sanjeeva Kumar Reddy	Reader	Periodontics	09/11/2013	Permanent
23	Dr. Pankaj yadav	Sr. Lecturer	Periodontics	01/07/2015	Permanent
24	Dr. Narendra Yadav	Sr Lecturer	Periodontics	29/06/2015	Permanent
DEPARTMENT OF PEDODONTICS					
25	Dr. Jayaram S.	Professor & HoD	Pedodontics	01/10/2015	Permanent
26	Dr. Narendra Singh Malik	Reader	Pedodontics	17/11/2014	Permanent
27	Dr. Gouri Kalra Yadav	Reader	Pedodontics	23/07/2013	Permanent
28	Dr. Rohit singh	Sr Lecturer	Pedodontics	27/05/2014	Permanent
29	Dr. Abinav shitoot	Sr Lecturer	Pedodontics	28/07/2014	Permanent
30	Dr. Rishi suryavanshi	Sr Lecturer	Pedodontics	05/02/2014	Permanent
31	Dr. Neha Sarma	Sr Lecturer	Pedodontics	02/11/2015	Permanent
32	Dr. Rahul Kumar Singh	Lecturer	Pedodontics	14/05/2015	Permanent
DEPARTMENT OF CONSERVATIVE DENTISTRY AND ENDODONTICS					
33	Dr. Sunil vasudeva	Professor	Endodontics	24/08/2014	Permanent
34	Dr. Saurav arora	Reader	Endodontics	01/10/2014	Permanent
35	Dr. Archana Bhardawaj	Reader	Endodontics	30/06/2009	Permanent
36	Dr. Pankaj yadav	Sr Lecturer	Endodontics	01/07/2015	Permanent
37	Dr. Omesh chopara	Sr Lecturer	Endodontics	20/12/2014	Permanent
38	Dr. Yashpal	Sr Lecturer	Endodontics	20/12/2014	Permanent
39	Dr. Monika Singh	Lecturer	Endodontics	31/03/2016	Permaent
DEPARTMENT OF PROSTHODONTICS					
40	Dr. Sunil kumar arora	Professor & HoD	Prosthodontics	01/10/2014	Permanent
41	Dr Vivekanand Reddy	Reader	Prosthodontics	11/11/2013	Permanent
42	Dr. Vishwa Deepak singh	Reader	Prosthodontics	01/10/2015	Permanent
43	Dr. Rajani	Reader	Prosthodontics	01/07/2013	Permanent
44	Dr. Sumit kumar singh	Sr Lecturer	Prosthodontics	01/10/2015	Permanent

45	Dr. Vishal Singh	Sr Lecturer	Prosthodontics	01/05/2013	Permanent
46	Dr. Vinay kumar gupta	Sr Lecturer	Prosthodontics	03/11/2014	Permanent
<b>DEPARTMENT OF PUBLIC HEALTH DENTISTRY</b>					
47	Dr. A.K. Sinha	Reader & HOD	PHD	03/04/2007	Permanent
48	Dr. Neha Chandra	Lecturer	PHD	28/10/2013	Permanent
<b>DEPARTMENT OF ORAL AND MAXILLOFACIAL SURGERY</b>					
49	Dr. Bala Murugan	Professor & HoD	Oral surgery	01/01/2011	Permanent
50	Dr. Ankush agarwal	Reader	Oral surgery	15/05/2013	Permanent
51	Dr. Absheik Bhardawaj	Reader	Oral surgery	03/04/2010	Permanent
52	Dr. Somanth Mukherjee	Sr. Lecturer	Oral surgery	20/09/2011	Permanent
53	Dr. Rakesh Kumar	Sr. Lecturer	Oral Surgery	02/03/2015	Permanent
54	Dr. Sushma KN	Sr. Lecturer	Oral surgery	07/07/2015	Permanent
<b>DEPARTMENT OF HUMAN ANATOMY</b>					
55	Dr. Arun shukla	Reader & HOD	Anatomy	16/06/2007	Permanent
56	Dr. Krishna Chandra Shukla	Lecturer	Anatomy	25/01/2010	Permanent
57	Dr. S.L. Bhagat	Lecturer	Anatomy	29/10/2013	Permanent
58	Dr. Kamleshwar Prasad	Lecturer	Anatomy	29/10/2013	Permanent
59	Dr. Anil Kumar	Lecturer	Anatomy	04/10/2012	Permanent
<b>DEPARTMENT OF PHYSIOLOGY</b>					
60	Dr. Ravindra Singh Rajpoot	Reader & HOD	Physiology	27/12/2012	Permanent
61	Dr. Krishna Mohan singh	Lecturer	Physiology	04/10/2012	Permanent
62	Dr. Farmood Alam	Lecturer	Physiology	05/10/2012	Permanent
<b>DEPARTMENT OF PHARMACOLOGY</b>					
63	Dr. Mahendra Kumar Prasad	Reader & HOD	Pharmacology	04/06/2007	Permanent
64	Dr. Bipin Kumar Verma	Reader	Pharmacology	25/03/2010	Permanent
65	Dr. Syed Shadmen ahmad	Lecturer	pharmacology	30/06/2014	Permanent
66	Dr. Rajeev Kumar	Lecturer	Pharmacology	27/02/2016	Permanent
<b>DEPARTMENT OF G. PATHOLOGY</b>					
67	Dr. Birendra Prasad	Reader & HOD	Pharmacology	16/05/2007	Permanent
68	Dr. Mithlesh kumar	Lecturer	Pharmacology	27/02/2016	Permanent
69	Dr. Shamsher Singh	Lecturer	Pharmacology	16/12/2015	Permanent
<b>DEPARTMENT OF MICROBIOLOGY</b>					
70	Dr. Vinay Oraon	Reader & HOD	Microbiology	11/10/2007	Permanent
71	Dr. Rajeev Kumar Upadhyay	Lecturer	Microbiology	25/06/2010	Permanent
72	Ms. Prerna Nidhi	Lecturer	Microbiology	24/10/2013	Permanent



DEPARTMENT OF G. MEDICINE					
73	Dr. R.P.sinha	Reader & HOD	General Medicine	17/03/2008	Permanent
74	Dr. Raushan sinha	Lecturer	General Medicine	29/10/2013	Permanent
75	Dr. Nistha kishore	Lecturer	General Medicine	28/10/2013	Permanent
76	Dr. Prabhu nath pramhans	Lecturer	General Medicine	08/03/2016	Permanent
DEPARTMENT OF GENERAL SURGERY					
77	Dr. G.P. Singh	Reader & HOD	General surgery	27/02/2009	Permanent
78	Dr. Kaushal Kishor Sinha	Lecturer	General surgery	15/05/2013	Permanent
79	Dr. Kumar Nishant Singh	Lecturer	General surgery	29/07/2010	Permanent
DEPARTMENT OF ANAESTHESIA					
80	Dr. MMRL Prasad	Reader & HOD	Anaesthesia	30/08/2012	Permanent
81	Dr. Nitu Singh	Lecturer	Anaesthesia	01/02/2012	Permanent
82	Dr. Manish Kumar	Lecturer	Anaesthesia	29/10/2012	Permanent
BDS (LECTURER)					
83	Dr. Sunita Kumari	Lecturer	Oral surgery	05/09/2014	Permanent
84	Dr. Benzir Fathima	Lecturer	Prosthodontics	05/12/2013	Permanent
85	Dr. Samim Ansari	Lecturer	Endodontics	05/03/2013	Permanent
86	Dr. Vikas kumar	Lecturer	Endodontics	31/07/2013	Permanent
87	Dr. Lubana Hadi	Lecturer	Pedodontics	05/10/2013	Permanent
88	Dr. Dileep kumar	Lecturer	Oral surgery	22/03/2007	Permanent
89	Dr. Sandeep Saurabh	Lecturer	Pedodontics	05/08/2015	Permanent
90	Dr. Garima sinha	Lecturer	Endodontics	05/05/2015	Permanent
91	Dr. Dilip kumar	Lecturer	Oral Pathology	22/03/2007	Permanent
92	Dr. Amrit Patel	Lecturer	Periodontics	07/05/2013	Permanent
Year (2014-15)	Name of the Full-time teacher	Designation	Name of the department	Year of appointment	Nature of the sanctioned post
DEPARTMENT OF ORAL PATHOLOGY					
1	Dr. G. Suresh Babu	Professor & HOD	Oral Pathology	01/12/2014	Permanent
2	Dr. Amitabh Sarkar	Reader	Oral pathology	28/09/2013	Permanent
3	Dr. Venu Madhav Reddy	Reader	Oral Pathology	06/12/2014	Permanent
4	Dr. Rakshit Shetty	Sr. Lecturer	Oral pathology	02/01/2013	Permanent
5	Dr. Ananjan Chatterjee	Sr Lecturer	Oral pathology	26/06/2014	Permanent
6	Dr. Vinayak Kr. Mantu	Sr. Lecturer	Oral pathology	04/09/2014	Permanent
7	Dr. Meerabai S.	Sr. Lecturer	Oral pathology	26/09/2014	Permanent
DEPARTMENT OF ORAL MEDICINE AND RADIOLOGY					



8	Dr. Anand Kumar C.	Professor & HOD	OMR	02/09/2013	Permanent
9	Dr. Ravneet Dhingra	Reader	OMR	01/10/2014	Permanent
10	Dr. Dany A.	Reader	OMR	01/11/2014	Permanent
11	Dr. Satish Kumar	Sr. Lecturer	OMR	13/06/2013	Permanent
12	Dr. Aparajit Dutta Shitoot	Sr. Lecturer	OMR	28/07/2014	Permanent
<b>DEPARTMENT OF ORTHODONTICS</b>					
13	Dr. K.Vinod	Principal & HOD	Orthodontics	02/09/2013	Permanent
14	Dr. Ankit Singhal	Reader	Orthodontics	04/08/2014	Permanent
15	Dr. Shailendra kumar Singh	Reader	Orthodontics	23/02/2013	Permanent
16	Dr. Dileep Kumar HP	Sr Lecturer	Orthodontics	02/02/2013	Permanent
17	Dr. Vinit kumar	Sr Lecturer	Orthodontics	17/07/2013	Permanent
18	Dr. Amit Kumar	Sr Lecturer	Orthodontics	13/02/2014	Permanent
19	Dr. Anant Jyoti	Sr Lecturer	Orthodontics	13/06/2014	Permanent
<b>DEPARTMENT OF PERIODONTICS</b>					
20	Dr. S.S.R. L Prasad	Professor & HOD	Periodontics	18/09/2013	Permanent
21	Dr. Vijayendra Pandey	Reader	Periodontics	04/04/2007	Permanent
22	Dr. Sanjeeva Kumar Reddy	Reader	Periodontics	09/11/2013	Permanent
23	Dr. Sonia Nath	Sr. Lecturer	Periodontics	24/06/2013	Permanent
24	Dr. Sharib Abdus Salam	Sr. Lecturer	Periodontics	01/06/2013	Permanent
25	Dr. Sneha Suresh	Sr. Lecturer	Periodontics	10/01/2014	Permanent
<b>DEPARTMENT OF PEDODONTICS</b>					
26	Dr. M. Gunashekhar	Professor & HOD	Pedodontics	31/10/2014	Permanent
27	Dr. Narendra Singh Malik	Reader	Pedodontics	17/11/2014	Permanent
28	Dr. S. Prabhakaran	Reader	Pedodontics	20/10/2014	Permanent
29	Dr. Rohit Singh	Sr. Lecturer	Pedodontics	27/05/2014	Permanent
30	Dr. Abinav Dutt Shitoot	Sr. Lecturer	Pedodontics	28/07/2014	Permanent
31	Dr. Rishi Suryavanshi	Sr. Lecturer	Pedodontics	25/02/2014	Permanent
<b>DEPARTMENT OF CONSERVATIVE DENTISTRY AND ENDODONTICS</b>					
32	Dr. Sunil vasudeva	Professor	Endodontics	24/08/2014	Permanent
33	Dr. Saurabh Arora	Reader	Endodontics	01/10/2014	Permanent
34	Dr. Archana Bhardawaj	Reader	Endodontics	30/06/2009	Permanent
35	Dr. Rajsekhar Chatterjee	Sr. Lecturer	Endodontics	24/06/2014	Permanent
36	Dr . Amrit Patel	Lecturer	Endodontics	07/05/2013	Permanent
<b>DEPARTMENT OF PROSTHODONTICS CROWN AND BRIDGE</b>					
37	Dr. Sunil Arora	Professor & HOD	Prosthodontics	01/10/2014	Permanent

38	Dr. Bipin Bhatnagar	Reader	Prosthodontics	23/09/2013	Permanent
39	Dr. Vivekanand Reddy	Reader	Prosthodontics	11/11/2013	Permanent
40	Dr. Vishal Singh	Sr. Lecturer	Prosthodontics	01/05/2013	Permanent
41	Dr. Jayant Prakash	Sr. Lecturer	Prosthodontics	13/01/2014	Permanent
42	Dr. Vinay Kumar Gupta	Sr. Lecturer	Prosthodontics	03/11/2014	Permanent
<b>DEPARTMENT OF PUBLIC HEALTH DENTISTRY</b>					
43	Dr. A.K. Sinha	Reader	PHD	03/04/2007	Permanent
44	Dr. Neha Chandra	Lecturer	PHD	28/10/2013	Permanent
<b>DEPARTMENT OF ORAL AND MAXILLOFACIAL SURGERY</b>					
45	Dr. R. Kumarswami	Professor & HOD	Oral Surgery	02/09/2013	Permanent
46	Dr. Bala Murugan	Reader	Oral surgery	01/01/2011	Permanent
47	Dr. Ankush Agarwal	Reader	Oral Surgery	15/05/2013	Permanent
48	Dr. Ayush Bansal	Sr. Lecturer	Oral surgery	13/08/2011	Permanent
49	Dr. Somanth Mukherjee	Sr. Lecturer	Oral surgery	20/09/2011	Permanent
<b>DEPARTMENT OF ANATOMY</b>					
50	Dr.R.S. Das	Reader & HOD	Anatomy	12/02/2009	Permanent
51	Dr. Arun shukla	Reader	Anatomy	16/07/2007	Permanent
52	Dr. S.P.Sinha	Lecturer	Anatomy	13/04/2011	Permanent
53	Dr. Krishna Chandra Shukla	Lecturer	Anatomy	25/01/2010	Permanent
54	Dr. S.L. Bhagat	Lecturer	Anatomy	29/10/2013	Permanent
55	Dr. Anil Kumar	Lecturer	Anatomy	04/10/2012	Permanent
<b>DEPARTMENT OF PHYSIOLOGY</b>					
56	Dr. Ravindra Singh Rajpoot	Reader & HOD	Physiology	27/12/2012	Permanent
57	Dr. Krishna Mohan singh	Lecturer	Physiology	04/10/2012	Permanent
58	Dr. Farmood Alam	Lecturer	Physiology	05/10/2012	Permanent
<b>DEPARTMENT OF PHARMACOLOGY</b>					
59	Dr. Mahendra Kumar Prasad	Reader & HOD	Pharmacology	12/01/2010	Permanent
60	Dr. Sameer	Reader	Pharmacology	14/04/2008	Permanent
61	Dr. Bipin Kumar Verma	Lecturer	Pharmacology	25/03/2010	Permanent
62	Dr. Nathun Sah	Lectuer	Pharmacology	22/03/2011	Permanent
<b>DEPARTMENT OF G.PATHOLOGY</b>					
63	Dr. Birendra Prasad	Reader & HOD	G. Pathology	06/03/2009	Permanent
64	Dr. Yasin Ansari	Lecturer	G. Pathology	04/01/2010	Permanent
65	Dr. Md. Kausar Prawez	Lecturer	G. Pathology	29/10/2013	Permanent
<b>DEPARTMENT OF MICROBIOLOGY</b>					

66	Dr. Vinay Oraon	Reader & HOD	Microbiology	11/10/2007	Permanent
67	Dr. Rajeev Upadhyay	Lecturer	Microbiology	25/06/2010	Permanent
68	Ms Purna Nidhi	Lecturer	Microbiology	24/10/2013	Permanent
<b>DEPARTMENT OF BIOCHEMISTRY</b>					
69	Dr. Amita Pandey	Reader & HOD	Biochemistry	01/10/2013	Permanent
70	Dr. Sudhir Kumar Jaiswal	Lecturer	Biochemistry	15/02/2011	Permanent
71	Dr. Manoj Kumar	Lecturer	Biochemistry	17/10/2009	Permanent
<b>DEPARTMENT OF GENERAL MEDICINE</b>					
72	Dr. R.P.Sinha	Reader & HOD	General Medicine	17/03/2008	Permanent
73	Dr. Raushan sinha	Lecturer	General Medicine	29/10/2013	Permanent
74	Dr. Nistha kishore	Lecturer	General Medicine	28/10/2013	Permanent
75	Dr. Pradeep Kr. Singh	Lecturer	General Medicine	29/10/2013	Permanent
<b>DEPARTMENT OF GENERAL SURGERY</b>					
76	Dr. G.P. Singh	Reader	General surgery	27/02/2009	Permanent
77	Dr. Kaushal Kishor Sinha	Lecturer	General surgery	15/05/2013	Permanent
78	Dr. Pravin Kumar	Lecturer	General Surgery	29/10/2013	Permanent
79	Dr. Tanveer	Lecturer	General surgery	05/10/2012	Permanent
<b>DEPARTMENT OF ANAESTHESIA</b>					
80	Dr. MMRL Prasad	Reader & HOD	Anaesthesia	30/08/2012	Permanent
81	Dr. Manish Kumar	Lecturer	Anaesthesia	29/10/2012	Permanent
82	Dr. Nitu Singh	Lecturer	Anaesthesia	01/02/2012	Permanent
<b>BDS (LECTURER)</b>					
83	Dr. Sunita Kumari	Lecturer	oral surgery	05/09/2014	Permanent
84	Dr. Benzir Fathima	Lecturer	Prosthodontics	05/12/2013	Permanent
85	Dr. Samim Ansari	Lecturer	Endodontics	05/03/2013	Permanent
86	Dr. Vikas kumar	Lecturer	Endodontics	31/07/2013	Permanent
87	Dr. Lubana Hadi	Lecturer	Pedodontics	05/10/2013	Permanent
88	Dr. Dileep kumar	Lecturer	Oral surgery	22/03/2007	Permanent
89	Dr. Anup Kumar Singh	Lecturer	Pedodontics	01/08/2013	Permanent
90	Dr Maniesh Prakash	Lecturer	Endodontics	01/12/2010	Permanent
91	Dr. Abhinandan kumar	Lecturer	Prosthodontics	31/05/2013	Permanent
92	Dr. Aashutosh Vikram	Lecturer	OMR	24/10/2013	Permanent
93	Dr. Priya Kumar Sinha	Lecturer	Periodontics	24/10/2013	Permanent

**2.4.2 Average percentage of full time teachers with Ph.D./D.Sc./ D.Lit./ DM/M.Ch/DNB in super specialities /other PG degrees (Like MD/MS/MDS etc.,) in health sciences (Like MD/MS/MDS etc.,) for recognition as Ph.D guides as per the eligibility criteria stipulated by the Regulatory Councils.**

Sl. No.	Year	Name of the full time teachers with PhD, /DM/M.Ch/D.Sc./D.lit/D.N.B./in super specialities /other P.G.degrees (like M.D./M.S./M.D.S./Etc.) in health Sciences (like M.D./M.S./ M.D.S.etc.) for recognition as Ph.D Guides as per the eligibility criteriastipulated by the Regulatory Councils.	Year of obtaining PhD, /DM/M.Ch/D.Sc./D.lit/D. N.B./in super specialities /other P.G.degrees (like M.D./M.S./M.D.S./Etc.) in health Sciences (like M.D./M.S./ M.D.S.etc.) for recognition as Ph.D Guides as per the eligibility criteriastipulated by the Regulatory Councils.	Wether recognised as research guide for Ph.D.	Total number of teachers
1	2018-19	Dr.S.P. Mosby	MDS Nov. 1989	No	9
2	2018-19	Dr. Bala Murugan	MDS April-2006	No	
3	2018-19	Dr. K.Vinod	MDS Feb-1996	No	
4	2018-19	Dr. Vijay Duggi	MDS March 2002	No	
5	2018-19	Dr. Punit Bhardwaj	MDS May 2009	No	
6	2018-19	Dr. Vijayendra Pandey	MDS August -2006	No	
7	2018-19	Dr. V.Rajasekhar Reddy	MDS June -2006	No	
8	2018-19	Dr. N.R. Diwakar	MDS Sept. 2001	No	
9	2018-19	Dr Vivekanand Reddy	MDS March -2007	No	
1	2017-18	Dr.S.P. Mosby	MDS Nov. 1989	No	12
2	2017-18	Dr. N.R. Diwakar	MDS Sept. 2001	No	
3	2017-18	Dr. K.Vinod	MDS Feb-1996	No	
4	2017-18	Dr. S.S.R. L Prasad	MDS March -1999	No	
5	2017-18	Dr. Vijayendra Pandey	MDS Aug-2006	No	
6	2017-18	Dr. Jayaram S.	MDS 1999	No	
7	2017-18	Dr. Vijay Duggi	MDS March -2002	No	
8	2017-18	Dr. Narendra Singh Malik	MDS 2007	No	
9	2017-18	Dr. Rajasekhar V Reddy	MDS June -2006	No	
10	2017-18	Dr. Sunil Kumar Arora	MDS March 2001	No	

11	2017-18	Dr Vivekanand Reddy	MDS March 2007	No	10
12	2017-18	Dr. Bala Murugan	MDS April 2006	No	
1	2016-17	Dr.S.P. Mosby	MDS Nov. 1989	No	
2	2016-17	Dr. N.R. Diwakar	MDS Sept. 2001	No	
3	2016-17	Dr. K.Vinod	MDS Feb-1996	No	
4	2016-17	Dr. S.S.R. L Prasad	MDS March -1999	No	
5	2016-17	Dr. Vijayendra Pandey	MDS Aug-2006	No	
6	2016-17	Dr. Jayaram S	MDS 1999	No	
7	2016-17	Dr. Narendra Singh Malik	MDS 2007	No	
8	2016-17	Dr. Rajasekhar V. Reddy	MDS June -2006	No	
9	2016-17	Dr. Sunil Arora	MDS March 2001	No	9
10	2016-17	Dr. Bala Murugan	MDS April 2006	No	
1	2015-16	Dr.S.P. Mosby	MDS Nov. 1989	No	
2	2015-16	Dr. Amitabh Sarkar	MDS Sept. 2000	No	
3	2015-16	Dr. N.R. Diwakar	MDS Sept. 2001	No	
4	2015-16	Dr. K.Vinod	MDS Feb-1996	No	
5	2015-16	Dr. S.S.R. L Prasad	MDS March -1999	No	
6	2015-16	Dr. Jayaram S.	MDS 1999	No	
7	2015-16	Dr. Sunil Vasudeva	MDS 2004	No	
8	2015-16	Dr. Sunil Kumar Arora	MDS March 2001	No	8
9	2015-16	Dr. Bala Murugan	MDS April 2006	No	
1	2014-15	Dr. G. Suresh Babu	MDS Sept. 2001	No	
2	2014-15	Dr. Anand Kumar C.	MDS 1998	No	
3	2014-15	Dr. K.Vinod	MDS Feb.-1996	No	
4	2014-15	Dr. S.S.R. L Prasad	MDS March -1999	No	
5	2014-15	Dr. M. Gunashekhar	MDS Nov. 2004	No	
6	2014-15	Dr. Sunil Vasudeva	MDS 2004	No	
7	2014-15	Dr. Sunil Arora	MDS March 2001	No	8
8	2014-15	Dr. R. Kumarswami	MDS Sept. 2001	No	

### **2.4.3 Average teaching experience of full-time teachers in number of years**

**(data for the preceding academic year)**

<b>2.4.3 (QnM) Average teaching experience of full-time teachers (cadre-wise) in number of years (data for the preceding academic year)</b>						
<b>YEAR (2018-19)</b>	<b>Name of the Full-time teacher</b>	<b>Designation</b>	<b>Qualification</b>	<b>Name of the department</b>	<b>Year of appointment</b>	<b>Number of years of teaching experience as per 30th April 2019</b>
<b>DEPARTMENT OF ORAL PATHOLOGY</b>						
1	Dr.S.P. Mosby	Principal & HOD	MDS	Oral Pathology	01/04/2016	24 Years 08 Months 12 days
2	Dr.Vijaya kumar viradar	Reader	MDS	Oral Pathology	19/03/2018	7 Years 2 Months 23 days
3	Dr. Akhilesh Chandra	Reader	MDS	Oral Pathology	31/07/2015	07 Year 5 Months 27 days
4	Dr. Priya shree	Sr Lecturer	MDS	Oral Pathology	14/09/2017	1 Year 7 Month 16 days
5	Dr. Vishwajeet	Sr Lecturer	MDS	Oral Pathology	03/07/2018	10 Months
6	Dr. Sunil Nayak	Sr Lecturer	MDS	Oral Pathology	02/07/2018	9 Months 28 days
7	Dr. Asif Iqbal	Sr Lecturer	MDS	Oral Pathology	02/07/2018	10 Months 2 days
8	Dr.Jayakishore	Sr Lecturer	MDS	Oral Pathology	14/11/2016	2 Years 4 Months 16 days
<b>DEPARTMENT OF ORAL SURGERY</b>						
9	Dr. Bala Murugan	Professor & HoD	MDS	Oral Surgery	01/01/2011	12 Years 11 Months 2 Days
10	Dr.Kunwar Satish	Reader	MDS	Oral Surgery	01/11/2018	6 years 2 days
11	Dr. Sushma KN	Reader	MDS	Oral Surgery	07/07/2015	3 Years 9 Months 24 days
12	Dr. Ravi Kumar	Sr. Lecturer	MDS	Oral Surgery	16/03/2017	2 Years 1 Month 14 days
13	Dr. Praveen Kumar	Sr Lecturer	MDS	Oral Surgery	04/12/2017	1 Year 4 Month 26 days
<b>DEPARTMENT OF ORTHODONTICS</b>						
14	Dr. K.Vinod	Professor & HOD	MDS	Orthodontics	02/09/2013	24 Years 1 Month 26 days

15	Dr. Ankit Singhal	Reader	MDS	Orthodontics	04/08/2014	10 Years 6 Months 26 Days
16	Dr. Shailendra kumar Singh	Reader	MDS	Orthodontics	23/02/2013	8 Years 6 Months 1 Day
17	Dr. Vinit Kumar Singh	Reader	MDS	Orthodontics	17/07/2013	5 Years 9 Months 13 days
18	Dr. Santosh	Sr Lecturer	MDS	Orthodontics	26/11/2017	1 Year 5 Months 4 days
19	Dr. Siddharth Shankar	Sr Lecturer	MDS	Orthodontics	16/09/2016	2 Years 7 Months 14 days
20	Dr. Abhishek bardhan	Sr Lecturer	MDS	Orthodontics	25/07/2018	9 Months 2 days
21	Dr. Vikas kumar	Lecturer	BDS	Orthodontics	31/07/2013	5 Years
22	Dr. Komal Kumari	Lecturer	BDS	Orthodontics	29/07/2016	2 Years
23	Dr. Preeti Kumari	Lecturer	BDS	Orthodontics	06/07/2017	1 Year 6 Months
<b>DEPARTMENT OF PEDODONTICS</b>						
24	Dr. Vijay Duggi	Professor & HOD	Permanent	Pedodontics	29/08/2017	5 Years 9 Months 29 Days
25	Dr. Punit Bhardwaj	Professor	MDS	Pedodontics	01/09/2016	9 Years 6 Months 9 Days
26	Dr. Rohit singh	Reader	MDS	Pedodontics	27/05/2014	4 Years 11 Months
27	Dr. Somesh Kishore	Sr Lecturer	MDS	Pedodontics	20/10/2016	2 Years 6 Months 10 days
28	Dr. Ashok kumar	Sr Lecturer	MDS	Pedodontics	23/01/2018	1 Year 3 Month 7 Days
29	Dr. Rahul kumar singh	Lecturer	BDS	Pedodontics	14/05/2015	4 Years
30	Dr . Aaliya Khanam	Lecturer	BDS	Pedodontics	05/07/2018	9 Months
<b>DEPARTMENT OF PERIODONTICS</b>						
31	Dr. Vijayendra Pandey	Professor & HOD	MDS	Periodontics	04/04/2007	12 Years 6 Months 27 Days
32	Dr. Sanjeeva Kumar Reddy	Reader	MDS	Periodontics	09/11/2013	13 years 2 months
33	Dr. Akhilesh Tomar	Reader	MDS	Periodontics	15/11/2017	05 Years 4 Months 18 days



34	Dr. Narendra Yadav	Reader	MDS	Periodontics	29/06/2015	03 Years 10 Month 1 day
35	Dr. Deepak	Sr Lecturer	MDS	Periodontics	22/08/2017	01 Year 8 Month 8 days
<b>DEPARTMENT OF PUBLIC HEALTH DENTISTRY</b>						
36	Dr. A.K. Sinha	Reader	BDS	PHD	03/04/2007	22 Years 27 Days
37	Dr. Vipin Sharman	Sr. Lecturer	MDS	PHD	19/02/2018	1 Year 2 Month 11 days
38	Dr. Ananya Arvind	Sr Lecturer	MDS	PHD	04/11/2017	01 Year 5 Month 26 days
39	Dr. Lubna Hadi	Lecturer	BDS	PHD	05/10/2013	05 Years 3 Months
40	Dr. Subhra Jayant Pawar	Lecturer	BDS	PHD	21/05/2018	2 years 7 months
41	Dr. Sonai Biswas	Lecturer	BDS	PHD	01/04/2016	2 years
<b>DEPARTMENT OF CONSERVATIVE AND ENDODONTICS</b>						
42	Dr. V.Rajasekhar Reddy	Professor & HOD	MDS	Endodontics	02/07/2016	12Years 2 Months
43	Dr. Saurabh Arora	Reader	MDS	Endodontics	01/10/2014	08 Years 9 Month 29 Days
44	Dr. T. Lenin Babu	Reader	MDS	Endodontics	30/08/2017	07 Years 9 Months 26 days
45	Dr. Tanya	Sr Lecturer	MDS	Endodontics	15/01/2018	1 Year 3 Month 15 days
46	Dr. Mrinmoy Chakraborty	Sr Lecturer	MDS	Endodontics	01/12/2017	1 Year 1 Month 3 days
47	Dr. Benzir Fathima	Lecturer	BDS	Endodontics	05/12/2013	5 Years 6 Months
<b>DEPARTMENT OF ORAL MEDICINE AND RADIOLOGY</b>						
48	Dr. N.R. Diwakar	Professor & HOD	MDS	OMR	21/08/2015	17 Years 4 Months 17 days
49	Dr. Ravneet Dhingra	Reader	MDS	OMR	01/10/2014	08 Years 9 Months 10 days
50	Dr. Gaurav Pratap singh	Reader	MDS	OMR	23/09/2015	07 Years 9 Months 10 days
51	Dr. Jyotish Jha	Sr lecturer	MDS	OMR	22/12/2017	1 Year 4 Month 8 Days
52	Dr. Rajeev Ranjan	Sr lecturer	MDS	OMR	15/02/2018	01 Year 2 Month 15 Days

53	Dr. Manish Prakash	Sr lecturer	MDS	OMR	11/01/2019	3 Months 19 days
<b>DEPARTMENT OF PROSTHODONTICS</b>						
54	Dr Vivekanand Reddy	Professor & HOD	MDS	Prosthodontics	11/11/2013	11 Years 5 Months 20 days
55	Dr. Vishwadeepak Singh	Reader	MDS	Prosthodontics	01/10/2015	7 Years 8 Months 19 Days
56	Dr. Rajni	Reader	MDS	Prosthodontics	01/07/2013	5 Years 10 Month 5 days
57	Dr. Amit Kumar Mishra	Sr lecturer	MDS	Prosthodontics	23/01/2018	1 Year 3 Moanth 7 Days
58	Dr. Vinay Kumar Gupta	Sr lecturer	MDS	Prosthodontics	03/11/2014	4 Year 5 Month 27 Days
59	Dr. Monika Singh	Lecturer	BDS	Prosthodontic	31/03/2016	2 Year 1 Month
60	Dr. Sunita Kumari	Lecturer	BDS	Prosthodontics	05/09/2014	3 Year 4 Months 25 Days
61	Dr. Sapna Sharma	Lecturer	BDS	Prosthodontics	05/07/2017	1 Year 9 Months
62	Dr. Neel Kusum Xaxa	Lecturer	BDS	Prosthodontics	05/07/2018	9 Months 25 Days
<b>DEPARTMENT OF HUMAN ANATOMY</b>						
63	Dr. Arun Shukla	Reader & HOD	MS	Anatomy	16/06/2007	09 years 8 months
64	Dr. Krishna Chandra Shukla	Lecturer	MBBS	Anatomy	25/01/2010	07 years 1 month
65	Dr. S.L. Bhagat	Lecturer	MBBS	Anatomy	29/10/2013	3 years 3 months
66	Dr. Makbul Ansari	Lecturer	MBBS	Anatomy	09/02/2017	3 years 4 months
67	Dr. Vishal Singh	Lecturer	MBBS	Anatomy	06/03/2017	3 years 4 months
<b>DEPARTMENT OF BIOCHEMISTRY</b>						
68	Dr. Amita Pandey	Reader & HOD	M.Sc Ph.D	Biochemistry	01/10/2013	8 Years
69	Mr. Sujit kumar	Lecturer	M.Sc	Biochemistry	01/09/2015	3 Years 4 Months
70	Mr. Niraj kumar	Lecturer	M.Sc	Biochemistry	01/09/2015	3 Years 4 Months
<b>DEPARTMENT OF PHYSIOLOGY</b>						
71	Dr. Ravindara Singh Rajpoot	Reader & HOD	MD	Physiology	27/12/2012	7 Years

72	Dr. Krishna Mohan singh	Lecturer	MBBS	Physiology	04/10/2012	6 Years
73	Dr. Girija Nand Prasad	Lecturer	MBBS	Physiology	01/07/2016	3 Years 11 months
<b>DEPARTMENT OF GENERAL PATHOLOGY</b>						
74	Dr. Birendra Prasad	Reader & HOD	MD	G. Pathology	16/05/2007	11 Years
75	Dr. Mithlesh Kumar	Lecturer	MBBS	G. Pathology	27/02/2017	1 Years 2 Months
76	Dr. Shamsheer Singh	Lecturer	MBBS	G. Pathology	16/12/2015	03 Years
<b>DEPARTMENT OF MICROBIOLOGY</b>						
77	Dr. Vinay Oraon	Reader & HOD	M.Sc., Ph.D	Microbiology	11/10/2007	9 years 4 months
78	Mr. Chandan kumar	Lecturer	M.Sc	Microbiology	03/07/2017	1 Year 6 Months
79	Dr. Shankar Nath	Lecturer	M.Sc	Microbiology	27/02/2017	3 years 1 month
<b>DEPARTMENT OF PHARMACOLOGY</b>						
80	Dr. Mahendra Kumar Prasad	Reader & HOD	MD	Pharmacology	04/06/2007	11 years 3 months
81	Dr. Bipin Kumar Verma	Reader	MBBS	Pharmacology	25/03/2010	06 years 11 months
82	Dr. Syed Shadmen ahmad	Lecturer	MD	Pharmacology	30/06/2014	2 years 7 months
83	Dr. Rajeev Kumar	Lecturer	M.Sc	Pharmacology	27/02/2017	3 year 4 months
<b>DEPARTMENT OF GENERAL MEDICINE</b>						
84	Dr. R.P.Sinha	Reader & HOD	MD	General Medicine	17/03/2008	10 Years 3 Months
85	Dr. Roushan Sinha	Lecturer	MD	General Medicine	29/10/2013	5 Years 5 Months
86	Dr. Nistha kishore	Lecturer	MD	General Medicine	28/10/2013	5 Years 4 Months
87	Dr. Prabhu Nath Pramhans	Lecturer	MBBS	General Medicine	08/03/2016	3 Years
<b>DEPARTMENT OF GENERAL SURGERY</b>						
88	Dr. G.P. Singh	Reader & HOD	MS	General Surgery	27/02/2009	9 Years
89	Dr. Kaushal Kishor Sinha	Lecturer	MBBS	General Surgery	15/05/2013	5 Years 5 Months
90	Dr. Kumar Nishant Singh	Lecturer	MS	General Surgery	29/07/2010	4 Years
<b>DEPARTMENT OF ANAESTHESIA</b>						
91	Dr. Nitu Singh	Reader & HOD	MD	Anesthesia	01/02/2012	5 years
92	Dr. Alka Shukla	Lecturer	MD	Anesthesia	14/02/2017	3 years 4 months

**2.4.4: Average percentage of teachers trained for development and delivery of e-content /e-courses during last 5 years.**

**Response:**

Average percentage of teachers trained for development and delivery of e-contents/e-courses during the last five years			
Year	Total number of teachers	Name of teachers trained for development & delivery of e-contents/e-courses	Link to a few courses
2018-19	0	25	
2017-18	0	20	
2016-17	0	20	
2015-16	0	15	
2014-15	0	15	

**2.4.5 Average percentage of full time teachers who received awards and recognitions for excellence in teaching student monitoring scholarships, professional achievements and academic leader ship at state, National, International levels from Government / Government – recognized agencies/ registered professional associations / academics during the last five years**

**Response:**

Year	Name of teachers who received awards	Title of the Award (s)	State level awards	National level awards	Name of the international level awards	Name of the agency/agencies that gave the award
2018-19	Dr. Akhilesh Tomar	Implantology & Surgical Procedures	NIL	Implantology & Surgical Procedures		Association for Excellence in clinical Dentistry

2018-19	Dr. Tanya varma	Euro dentistry congress, Amsterdam, Netherland			Euro dentistry congress, Amsterdam, Netherland	PULSUS
2017-18	NIL	NIL	NIL	NIL	NIL	NIL
2016-17	NIL	NIL	NIL	NIL	NIL	NIL
2015-16	NIL	NIL	NIL	NIL	NIL	NIL
2014-15	NIL	NIL	NIL	NIL	NIL	NIL

## Key indicator 2.5 Evaluation Process and Reforms

### *2.5.1 The institution adheres to the academic calendar for the council of continuous*

#### *Internal Evaluation and ensures that it is robust and transparent*

**Response:** Our College have the committee to elevate internal assessment examination for our students. In this process continuous assessment is an important component in academics which encourages the students to work systematically throughout the year. Hence maintaining the transparency in conducting examinations will enhance the morale of the students.

#### **Measures to be taken to ensure transparency and robust internal assessment:**

The four internal assessment examinations are scheduled according to the university and planned at the convenience of the academic calendar.

Every department prepares a set of two question papers out of which one paper is selected by the convener of the internal examination committee to avoid any bias.

The convener of the internal examination committee collects the question papers of the respective departments and maintains the confidentiality by personally taking the Xerox copies of the question papers.

A single copy of all the question papers for all the academic years is preserved in a file and maintained by the convener of IEC.

All the examinations are conducted in a hall which is under strict surveillance by the faculty members as well as security.

The sealed envelope containing question papers is opened in front of the examination committee just before the commencement of the examination.

Regular internal assessment examinations are conducted periodically and the evaluation is done as per the predetermined schedule by the IEC.

Institution strictly adheres to the academic calendar for the smooth functioning of internal examinations. Every academic year includes four internal assessment examinations without interrupting the regular schedules for both regular and supplementary batches.

I, II, III, IV internal assessments are conducted for 100 marks and the duration of the examination is of 3hrs.

Internal assessment marks for a candidate in a subject are calculated as the average of marks obtained in the internal exams.

Internal examinations have theory, practical and viva-voce wherein practical examination includes case-based learning.

For a student to be eligible to appear for the university examination, he/she should secure at least 50% of the maximum marks in the internal assessment for both theory and Practical/clinical in all the subjects/papers separately.

The question papers should contain different types of questions like an essay, short essay and short answers. The nature of the questions should be aimed to evaluate students of different standards ranging from average to excellent.

The questions are designed to cover the broad area of the content of the course.

In every month concerned subjects' teachers conduct MCQ type's questions after completion of each and every topic.

### **2.5.2 Mechanism to deal with examination –related grievances is transparent, time bound and efficient**

#### ***Response:***

At the college level internal examination committee and Scrutinization team helps in solving the grievance of student and to ensure careful valuation of the scripts by the teachers. The answer scripts are evaluated within week from the date of the last examination. The answer scripts are made available to the students after evaluation, for their feedback. The information regarding the performance of the students (internal assessment marks) are displayed on the departmental notice boards, further, the data regarding the performance of students are sent to their parents /guardians.

### **2.5.3 Reforms in the process and procedure in the conduct of evaluation /examination: including the automation of the examination system.**

As detailed earlier four internal assessment examinations are scheduled according to the university calendar and planned at the convenience of the academic calendar. Members of IEC decided to modify the question papers of I and II internal assessments by adding 10 MCQs for 5 marks for the purpose of NEET preparation.

Every department has to prepare a set of two question papers and are mailed to college examination section mail, out of which one paper is selected by the convener of the internal assessment committee to avoid bias.

The controller of the internal examination committee collects the question papers of the respective department to maintain confidentiality by personally taking the photocopies. The in-charges of the internal assessment monitoring committee takes care of the photocopied internal assessment question papers and those papers are handed over to the HODs/In-charges in a sealed envelope one day before the examination.

All the examinations are conducted in the examination hall which is under strict surveillance by the faculty members as well as by the closed-circuit cameras and signal jammers. The evaluated answer scripts shall be sent to the internal assessment monitoring committee for scrutiny within a week.

The controller of IEC checks the evaluated answer scripts for transparency. After final scrutiny, all the answer scripts are returned to the respective departments. After the scrutiny mark sheets, percentage of theory and practical attendance, copy of absentees and failures with reasons are mailed to the same e-mail id within one week.

The action plan is taken by the mentor for slow learners and failed students should fill the reasons for their failure in exams as mentioned in the feedback forms.

#### **2.5.4 The institution provides opportunities to students for midcourse improvement of performance through specific interventions.**

Opportunities provided to students for midcourse improvement of performance through

1. Timely administration of CIE



2. On time assessment and feed back
3. Makeup assignments/ tests
4. Remedial teaching support

**Response:** All of the above

## Key Indicator -2.6 Student Performance and Learning Out comes

**2.6.1** *The institution has stated the learning out comes (generic and programme –specific) and graduate attributes as per the provisions of the regulatory bodies and the University; which are communicated to the students and teachers through the web site and other documents.*

**Response:** The institution effectively communicates the stated learning outcomes (generic and programme-specific) to all the faculty and students. The learning outcomes are stated by the Dental Council of India and the same are followed by NILAMBER AND PITAMBER UNIVERSITY, MEDINI NAGAR, PALAMU (affiliated university). The website of the institution provides a link to the stated outcomes which enables access to the teachers and students.

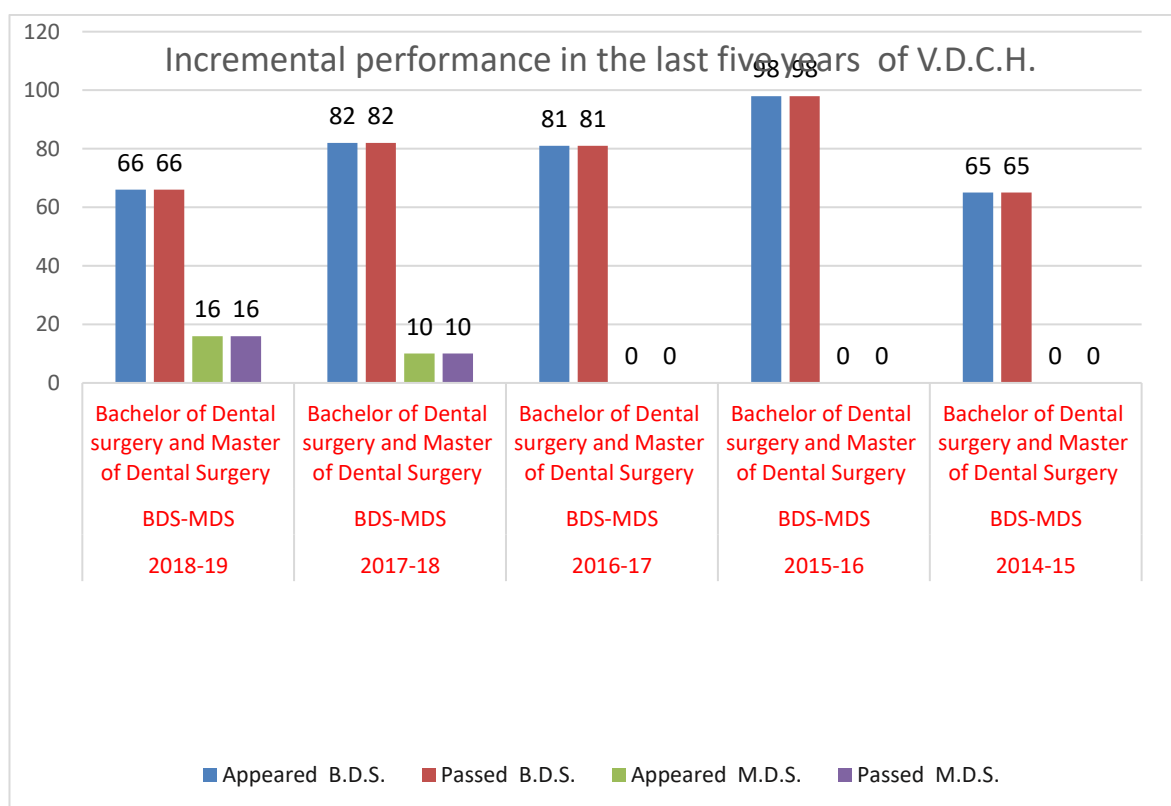
The outcomes are clearly defined for each subject in under graduation and each speciality in Post-graduation. The concepts taught in basic sciences are integrated with clinical subjects, lays down the scientific foundation for the learner in making him/her a better doctor and an added benefit to the society.

### **2.6.2 Incremental performance in pass percentage of final year students in the last five years**

2.6.2.1 & 2.6.2.2: Number of final year students of all the programmes, who have qualified in the university examinations in each of the last five years.

Year	Programme code	Programme name	Number of students who appeared in the final year examination (UG + PG)	Number of students Passed in final year examination (UG + PG)
------	----------------	----------------	---	---

			B.D.S.	M.D.S.	B.D.S.	M.D.S.
2018-19	BDS-MDS	Bachelor of Dental surgery and Master of Dental Surgery	66	16	66	16
2017-18	BDS-MDS	Bachelor of Dental surgery and Master of Dental Surgery	82	10	82	10
2016-17	BDS-MDS	Bachelor of Dental surgery and Master of Dental Surgery	81	0	81	0
2015-16	BDS-MDS	Bachelor of Dental surgery and Master of Dental Surgery	98	0	98	0
2014-15	BDS-MDS	Bachelor of Dental surgery and Master of Dental Surgery	65	0	65	0



**2.6.3. The teaching learning and assessment processes of the Institutions are aligned with the stated learning out comes.**

Dentistry rests on an educational foundation yet must thrive in the competitive milieu of a rapidly changing world that demands continuous quality improvement through both personal and professional growth. Innovative changes that are necessary for the education of general dentists to ensure that graduates enter the profession fully competent to meet the oral health needs of the public. New educational methodologies are replacing the teacher-driven pedagogical styles of discipline-based systems. The students are motivated to think and indulge in the self-study rather than playing a passive role. The major part of the learning time is devoted to demonstrations, small group discussions, seminars, and clinical work.

The course is designed and integrated in such a way to permit smooth progression from pre-clinical to clinical phase. The teaching schedules, lesson plans and lectures are pre planned and made available to students. Small group teaching, group discussions and interactive sessions are implemented in teaching learning process. Provision is made in a daily schedule for adequate time for reading. Library facilities with academic resources and ambient seating are provided. Audio visual aids, computer-assisted learning aids, Medline and internet facilities are provided to assist in self-learning in clinical training each student is involved in comprehensive oral health care with a holistic approach to enable them to plan and treat patients as a whole, instead of separate treatments provided in each speciality.

A class of dental students is not homogeneous. Within a class, there will be a mix of students, with some more advanced and some slower in their mastery of curricular components. Remedial programs are undertaken for slow learners at specific intervals. Education programs are conducted to sensitize students on the significance of infection and cross-contamination.

.

The movement towards competency-based education in dentistry challenges traditional testing techniques because careful measurements of knowledge, attitude, psychomotor, and communication skills are required. Continuous assessment is an important component in a competency-based dental curriculum. The educational process is a continuum for at least four years, multiple examinations are required. During the year, a minimum of four internal assessment examinations is conducted for assessment of diagnostic, interpretation, treatment planning and clinical skills. Assessment methods such as multiple-choice, short-answer essay, structured clinical examinations, small group discussions, student self-assessment and feedback are conducted regularly. Monthly monitoring of learning and assessment are done by Curriculum committee and IQAC.

#### ***2.6.4 Presence and periodicity of parent – teachers’ meetings, remedial measures undertaken and outcome analysis***

- I. The parent teacher’s committee has been formed for every academic year and meetings are organized once in the academic year for both the regular and supplementary batch. Feedbacks are received from the parent through Parent-teacher meet and at the department for implementation of the necessary action.
- II. The slow learners are picked out after the internal examination marks were released. The students who scored less than 50% were categorized as slow learners. The parents of the slow learners are called to discuss the remedial measures in order to facilitate the student’s progress. The students are given freedom to express their problems and issues personally which include language issues, emotionally and academically. Once the student's problems are understood, they are handled with empathy.
- III. Feedback from parents: The parents are satisfied with the facilities provided to their wards and are sufficient and to the satisfaction level.
- IV. Outcome: The above practices were positively reflected in the university results where the slow learners excelled.
- V. The following measures are adopted to improve the performance of slow learners

#### **Extra classes**

Extra classes are conducted if there is a difficulty in understanding the content. To facilitate understanding among the vernacular medium students extra classes are conducted.

#### **Counselling Sessions**

Counselling Sessions are organized for student teachers facing personal problems, with the help of a professional counsellor appointed by the college.





List of students enrolled from other States

(1)

COUNCIL FOR THE INDIAN SCHOOL CERTIFICATE EXAMINATIONS, NEW DELHI  
MC. 1241075

**CERTIFICATE OF MIGRATION**

Certified that Debjit Ghosal  
of THE ST. XAVIER'S SCHOOL, MALDA  
with Unique ID : 5549438 was awarded a Pass Certificate at the  
**I.S.C. EXAMINATION - 2015**  
conducted by the Council for the Indian School Certificate Examinations, New Delhi.  
Permission is hereby given to the above mentioned candidate to study and appear for  
the examination of any Board, University or College in India.

To be entered by the Principal of the School  
Father's Name Aray Ghosal  
Mother's Name Tapasi Barman  
Guardian's Name   
Date 25/8/2017

Chief Executive & Secretary  
Ashrit Jha  
**Principal**  
The St. Xavier's School  
Malda.

ESSJAY MARKETING DELHI 9811422658/KOLKATA 22377320

(2)

**TRANSFER CERTIFICATE / SLC**

Book No. 06 Sl. No. 619 Admission No. III / 107

1. Name of Pupil SATYANARAYAN MEHTA  
2. Mother's Name PARVATI DEVI  
3. Father's Name BINOD KUMAR MEHTA  
4. Nationality Indian  
5. Whether the candidate belongs to Schedule Caste or Schedule Tribe   
6. Date of first admission in the School with class 13 - 08 - 2015 SI SI SI  
7. Date of birth (in Christian Era) according to Admission Register (in figures) 07.06.1999 (in words) Sixty sixth June Nineteen hundred  
8. Class in which the pupil last studied (in figure) SI (in words) twelfth  
9. School / Board Annual examination last taken with result 11.55.6.2017, pass  
10. Whether failed, if so once / twice in the same class   
11. Subjects studied: 1. English 2. Math 3. Physics 4. Chemistry 5. Biology  
12. Addl. Subject None  
13. Whether qualified for promotion to the higher class if so, to which class in fig. 13 (in words)   
14. Month upto which the (pupil) has paid School dues paid March '17  
15. Any fee concession availed of: if so, the nature of such concession   
16. Total No. of working days   
17. Total No. of working days present   
18. Whether NCC Cadet / Boy Scout / Girls Guide (details may be given)   
19. Games Played or extracurricular activities in which the pupil usually took part (mention achievement level therein)   
20. General conduct Good  
21. Date of application for certificate 28-06-17  
22. Date of issue of certificate 20-06-17  
23. Reason for leaving the school for higher studies  
24. Any other remarks

Signature of Class Teacher   
Checked by  (State full Name and Designation)  
Signature of Principal   
Signature of Headmaster   
Signature of School

(3)

**बिहार सरकार**  
**कार्यालय का नाम**

**आर्थिक रूप से कमजोर वर्ग के सदस्य द्वारा प्रस्तुत किया जाने वाला आय एवं परिवर्णित प्रमाण-पत्र**

प्रमाण-पत्र संख्या- ०४८/१९ दिनांक-.....

वित्तीय वर्ष ..... के लिए मान्य

प्रमाणित किया जाता है कि श्री/श्रीमती/कुमारी मनीष कुमार वत्स  
पुत्र/पुत्री/पति रामेश्वर सिंह गोव/राहर उदुगोवा  
पोस्ट उदुगोवा थाना कलकिया अनुमंडल नरनावा  
जिला मोनावा राज्य बिहार पिन कोड 805113 की स्थायी निवासी है, जिनका  
फोटोग्राफ नीचे अभिप्रायित है: आर्थिक रूप से कमजोर वर्ग को सदस्य है, यद्यपि वित्तीय  
वर्ष 2019-20 में इनके परिवार की कुल वार्षिक आय 8 लाख (आठ लाख रुपये मात्र) से कम है।  
इनके परिवार के स्वामित्व में निम्नलिखित में से कोई भी परिवर्णित नहीं है -

- I. 5 (पाँच) एकड़ कृषि योग्य भूमि अथवा इससे ऊपर।
- II. एक हजार वर्ग फीट अथवा इससे अधिक क्षेत्रफल का प्लॉट।
- III. अधिस्थित नगरपालिका के अन्तर्गत 100 वर्ग गज अथवा इससे अधिक का आवासीय भूखण्ड।
- IV. अधिस्थित नगरपालिका से इतर 200 वर्ग गज अथवा इससे अधिक का आवासीय भूखण्ड।

2. श्री/श्रीमती/कुमारी मनीष कुमार वत्स जाति मुसलमान  
के सदस्य है, जो अनुस्थित जाति, अनुस्थित जनजाति, पिछड़ा वर्ग तथा अल्पसंख्यक वर्ग के रूप में अधिस्थित नहीं है।

हस्ताक्षर मनीष कुमार वत्स  
पदनाम अध्यक्ष  
(कार्यालय का मुहर सहित)

(4)

**बिहार सरकार**  
**कार्यालय का नाम**

**आर्थिक रूप से कमजोर वर्ग के सदस्य द्वारा प्रस्तुत किया जाने वाला आय एवं परिवर्णित प्रमाण-पत्र**

प्रमाण-पत्र संख्या- ०४८/१९ दिनांक-.....

वित्तीय वर्ष ..... के लिए मान्य

प्रमाणित किया जाता है कि श्री/श्रीमती/कुमारी मनीष कुमार वत्स  
पुत्र/पुत्री/पति रामेश्वर सिंह गोव/राहर उदुगोवा  
पोस्ट उदुगोवा थाना कलकिया अनुमंडल नरनावा  
जिला मोनावा राज्य बिहार पिन कोड 805113 की स्थायी निवासी है, जिनका  
फोटोग्राफ नीचे अभिप्रायित है: आर्थिक रूप से कमजोर वर्ग को सदस्य है, यद्यपि वित्तीय  
वर्ष 2019-20 में इनके परिवार की कुल वार्षिक आय 8 लाख (आठ लाख रुपये मात्र) से कम है।  
इनके परिवार के स्वामित्व में निम्नलिखित में से कोई भी परिवर्णित नहीं है -

- I. 5 (पाँच) एकड़ कृषि योग्य भूमि अथवा इससे ऊपर।
- II. एक हजार वर्ग फीट अथवा इससे अधिक क्षेत्रफल का प्लॉट।
- III. अधिस्थित नगरपालिका के अन्तर्गत 100 वर्ग गज अथवा इससे अधिक का आवासीय भूखण्ड।
- IV. अधिस्थित नगरपालिका से इतर 200 वर्ग गज अथवा इससे अधिक का आवासीय भूखण्ड।

2. श्री/श्रीमती/कुमारी मनीष कुमार वत्स जाति मुसलमान  
के सदस्य है, जो अनुस्थित जाति, अनुस्थित जनजाति, पिछड़ा वर्ग तथा अल्पसंख्यक वर्ग के रूप में अधिस्थित नहीं है।

हस्ताक्षर मनीष कुमार वत्स  
पदनाम अध्यक्ष  
(कार्यालय का मुहर सहित)



(5)

केन्द्रीय माध्यमिक शिक्षा बोर्ड  
CENTRAL BOARD OF SECONDARY EDUCATION

कम सं. प्रवास  
S.No.Mig/2009/ 0674916

प्रवास प्रमाण पत्र  
MIGRATION CERTIFICATE

प्रमाणित किया जाता है कि  
This is to certify that **NAVEEN KUMAR**

अनुक्रमिक  
Roll No. **5122469**

एवं श्री  
and Shri **KAMAL DEO PRASAD SINGH**

Student of **50032 EKLAVYA EDUCATIONAL COMPLEX PALANGA PATNA BR**

के छात्र जो कि बोर्ड द्वारा मान्यता प्राप्त है ने बोर्ड की  
an institution affiliated with the Board has been registered in the

**ALL INDIA SECONDARY SCHOOL EXAMINATION 2009**

उसके द्वारा किसी भी मान्यता प्राप्त महाविद्यालय / संस्था में प्रवेश करने अथवा विधि द्वारा मान्य किसी भी विश्वविद्यालय  
या अन्य बोर्ड की परीक्षा देने में बोर्ड को कोई आपत्ति नहीं है।

This Board has no objection in his/her joining any recognised College/Institute or taking examination of any University  
of Board established by law.

दिल्ली  
Delhi

दिनांक  
Dated. **25-03-2009**

सहायक सचिव  
Asstt. Secretary

(6)

बिहार सरकार  
GOVERNMENT OF BIHAR

फॉर्म - XIII

कार्यालय का नाम

जिला : जहानाबाद, अनुमंडल : जहानाबाद, प्रखंड : जहानाबाद

निवास प्रमाण-पत्र  
(तत्काल सेवा के तहत निर्गत\*)

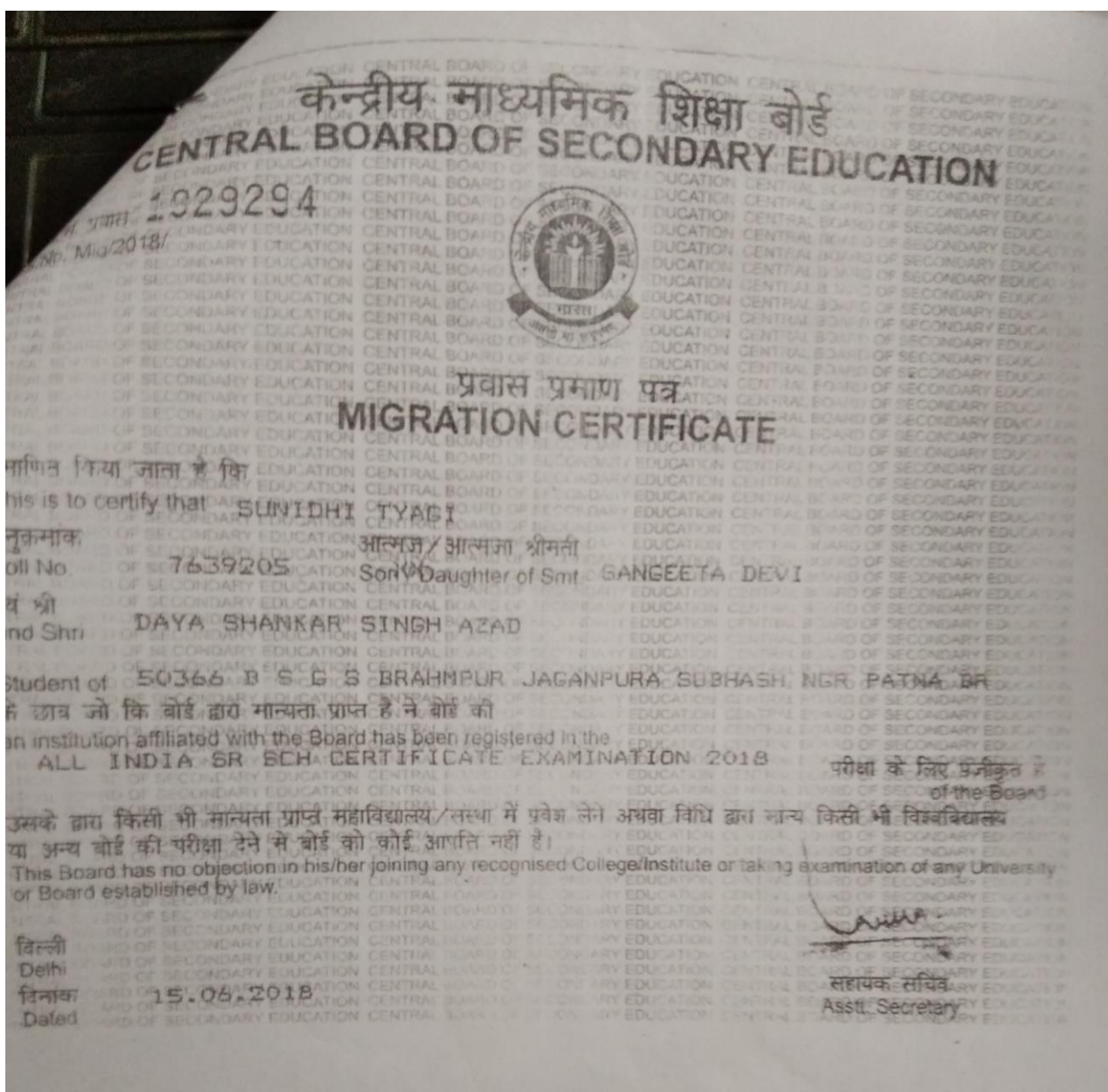
आवेदन संख्या : 041619331021714541

प्रमाण-पत्र संख्या : TR/17/14533

दिनांक : 24/10/2017

प्रमाणित किया जाता है कि श्री/श्रीमती/सुश्री **RAM KUMAR Sri/Smt./Kumari RAM KUMAR** पिता/पति  
**LATE. SHIV NANDAN RAJAK** Father/Husband **LATE. SHIV NANDAN RAJAK** ग्राम/नगर **PATHAK**  
**TOLI** Village/Town **PATHAK TOLI** पोस्ट **JEHANABAD** थाना **जहानाबाद** नगर थाना **प्रखंड जहानाबाद** अनुमंडल  
**जहानाबाद** जिला **जहानाबाद** राज्य **बिहार** के स्थायी निवासी हैं।

(7)



## Criterion – II

Point-2.2.1

Annexure -3

### Criteria to Identify Slow Performers and Advanced Learners and Assessment Methodology

The teaching at Vananchal Dental College & Hospital is always determined to be the student centric process. The slow and advanced learners in the class are identified using various class room formative assessments which help the teacher to identify the low learning group.

#### 1. Formative assessments

##### a. Activity based teaching

1. Think – Pair – Share
2. Subject wise quiz- Quiz lets
3. Group discussion/ Interactive sessions
4. Clinical models preparations
5. Class room seminars

**b. Periodic internal assessments**

1. Monthly tests
2. Internal assessments topic wise- Charts and diagrams

**2. Summative assessments**

1. Internal Examination
2. University Examination

**Criterion – II**

Point-2.2.2

Annexure -4

**2.2.2 List of full-time teachers in 2018-19**

Year (2018-19)	Name of the Full-time teacher	Designation	Name of the department	Year of appointment	Nature of the sanctioned post
<b>DEPARTMENT OF ORAL PATHOLOGY</b>					
1	Dr.S.P. Mosby	Principal & HOD	Oral Pathology	01-04-2016	Permanent
2	Dr.Vijaya kumar viradar	Reader	Oral Pathology	19-03-2018	Permanent
3	Dr. Akhilesh Chandra	Reader	Oral Pathology	31-07-2015	Permanent
4	Dr. Priya shree	Sr Lecturer	Oral Pathology	14-09-2017	Permanent
5	Dr. Vishwajeet	Sr Lecturer	Oral Pathology	03-07-2018	Permanent
6	Dr. Sunil Nayak	Sr Lecturer	Oral Pathology	02-07-2018	Permanent
7	Dr. Asif Iqbal	Sr Lecturer	Oral Pathology	02-07-2018	Permanent
8	Dr.Jayakishore	Sr Lecturer	Oral Pathology	14-11-2016	Permanent
<b>DEPARTMENT OF ORAL SURGERY</b>					

9	Dr. Bala Murugan	Professor & HoD	Oral Surgery	01-01-2011	Permanent
10	Dr. Kunwar Satish	Reader	Oral Surgery	01-11-2018	Permanent
11	Dr. Sushma KN	Reader	Oral Surgery	07-07-2015	Permanent
12	Dr. Ravi Kumar	Sr. Lecturer	Oral Surgery	16-03-2017	Permanent
13	Dr. Praveen Kumar	Sr Lecturer	Oral Surgery	04-12-2017	Permanent
<b>DEPARTMENT OF ORTHODONTICS</b>					
14	Dr. K. Vinod	Professor & HOD	Orthodontics	02-09-2013	Permanent
15	Dr. Ankit Singhal	Reader	Orthodontics	04-08-2014	Permanent
16	Dr. Shailendra kumar Singh	Reader	Orthodontics	23-02-2013	Permanent
17	Dr. Vinit Kumar Singh	Reader	Orthodontics	17-07-2013	Permanent
18	Dr. Santosh	Sr Lecturer	Orthodontics	26-11-2017	Permanent
19	Dr. Siddharth Shankar	Sr Lecturer	Orthodontics	16-09-2016	Permanent
20	Dr. Abhishek bardhan	Sr Lecturer	Orthodontics	25-07-2018	Permanent
21	Dr. Vikas kumar	Lecturer	Orthodontics	31-07-2013	Permanent
22	Dr. Komal Kumari	Lecturer	Orthodontics	29-07-2016	Permanent
23	Dr. Preeti Kumari	Lecturer	Orthodontics	06-07-2017	Permanent
<b>DEPARTMENT OF PEDODONTICS</b>					
24	Dr. Vijay Duggi	Professor & HOD	Pedodontics	29-08-2017	Permanent
25	Dr. Punit Bhardwaj	Professor	Pedodontics	01-09-2016	Permanent
26	Dr. Rohit singh	Reader	Pedodontics	27-05-2014	Permanent
27	Dr. Somesh Kishore	Sr Lecturer	Pedodontics	20-10-2016	Permanent
28	Dr. Ashok kumar	Sr Lecturer	Pedodontics	23-01-2018	Permanent
29	Dr. Rahul kumar singh	Lecturer	Pedodontics	14-05-2015	Permanent
30	Dr. Aaliya Khanam	Lecturer	Pedodontics	05-07-2018	Permanent
<b>DEPARTMENT OF PERIODONTICS</b>					
31	Dr. Vijayendra Pandey	Professor & HOD	Periodontics	04-04-2007	Permanent
32	Dr. Sanjeeva Kumar Reddy	Reader	Periodontics	09-11-2013	Permanent
33	Dr. Akhilesh Tomar	Reader	Periodontics	15-11-2017	Permanent
34	Dr. Narendra Yadav	Reader	Periodontics	29-06-2015	Permanent
35	Dr. Deepak	Sr Lecturer	Periodontics	22-08-2017	Permanent
<b>DEPARTMENT OF PUBLIC HEALTH DENTISTRY</b>					
36	Dr. A.K. Sinha	Reader	PHD	03-04-2007	Permanent
37	Dr. Vipin Sharman	Sr. Lecturer	PHD	19-02-2018	Permanent
38	Dr. Ananya Arvind	Sr Lecturer	PHD	04-11-2017	Permanent
39	Dr. Lubna Hadi	Lecturer	PHD	05-10-2013	Permanent



40	Dr. Subhra Jayant Pawar	Lecturer	PHD	21-05-2018	Permanent
41	Dr. Sonai Biswas	Lecturer	PHD	01-04-2016	Permanent
<b>DEPARTMENT OF CONSERVATIVE AND ENDODONTICS</b>					
42	Dr. V.Rajasekhar Reddy	Professor & HOD	Endodontics	02-07-2016	Permanent
43	Dr. Saurabh Arora	Reader	Endodontics	01-10-2014	Permanent
44	Dr. T. Lenin Babu	Reader	Endodontics	30-08-2017	Permanent
45	Dr. Tanya	Sr Lecturer	Endodontics	15-01-2018	Permanent
46	Dr. Mrinmoy Chakraborty	Sr Lecturer	Endodontics	01-12-2017	Permanent
47	Dr. Benzir Fathima	Lecturer	Endodontics	05-12-2013	Permanent
<b>DEPARTMENT OF ORAL MEDICINE AND RADIOLOGY</b>					
48	Dr. N.R. Diwakar	Professor & HOD	OMR	21-08-2015	Permanent
49	Dr. Ravneet Dhingra	Reader	OMR	01-10-2014	Permanent
50	Dr. Gaurav Pratap singh	Reader	OMR	23-09-2015	Permanent
51	Dr. Jyotish Jha	Sr lecturer	OMR	22-12-2017	Permanent
52	Dr. Rajeev Ranjan	Sr lecturer	OMR	15-02-2018	Permanent
53	Dr. Manish Prakash	Sr lecturer	OMR	11-01-2019	Permanent
<b>DEPARTMENT OF PROSTHODONTICS</b>					
54	Dr Vivekanand Reddy	Professor & HOD	Prosthodontics	11-11-2013	Permanent
55	Dr. Vishwadeepak Singh	Reader	Prosthodontics	01-10-2015	Permanent
56	Dr. Rajni	Reader	Prosthodontics	01-07-2013	Permanent
57	Dr. Amit Kumar Mishra	Sr lecturer	Prosthodontics	23-01-2018	Permanent
58	Dr. Vinay Kumar Gupta	Sr lecturer	Prosthodontics	03-11-2014	Permanent
59	Dr. Monika Singh	Lecturer	Prosthodontic	31-03-2016	Permanent
60	Dr. Sunitha Kumari	Lecturer	Prosthodontics	05-09-2014	Permanent
61	Dr. Sapna Sharma	Lecturer	Prosthodontics	05-07-2017	Permanent
62	Dr. Neel Kusum Xaxa	Lecturer	Prosthodontics	05-07-2018	Permanent
<b>DEPARTMENT OF HUMAN ANATOMY</b>					
63	Dr. Arun Shukla	Reader & HOD	Anatomy	16-06-2007	Permanent
64	Dr. Krishna Chandra Shukla	Lecturer	Anatomy	25-01-2010	Permanent
65	Dr. S.L. Bhagat	Lecturer	Anatomy	29-10-2013	Permanent
66	Dr. Makbul Ansari	Lecturer	Anatomy	09-02-2017	Permanent
67	Dr. Vishal Singh	Lecturer	Anatomy	06-03-2017	Permanent

<b>DEPARTMENT OF BIOCHEMISTRY</b>					
68	Dr. Amita Pandey	Reader & HOD	Biochemistry	01-10-2013	Permanent
69	Mr. Sujit kumar	Lecturer	Biochemistry	01-09-2015	Permanent
70	Mr. Niraj kumar	Lecturer	Biochemistry	01-09-2015	Permanent
<b>DEPARTMENT OF PHYSIOLOGY</b>					
71	Dr. Ravindara Singh Rajpoot	Reader & HOD	Physiology	27-12-2012	Permanent
72	Dr. Krishna Mohan singh	Lecturer	Physiology	04-10-2012	Permanent
73	Dr. Girija Nand Prasad	Lecturer	Physiology	01-07-2016	Permanent
<b>DEPARTMENT OF GENERAL PATHOLOGY</b>					
74	Dr. Birendra Prasad	Reader & HOD	G. Pathology	16-05-2007	Permanent
75	Dr. Mithlesh Kumar	Lecturer	G. Pathology	27-02-2017	Permanent
76	Dr. Shamsher Singh	Lecturer	G. Pathology	16-12-2015	Permanent
<b>DEPARTMENT OF MICROBIOLOGY</b>					
77	Dr. Vinay Oraon	Reader & HOD	Microbiology	11-10-2007	Permanent
78	Mr. Chandan kumar	Lecturer	Microbiology	03-07-2017	Permanent
79	Dr. Shankar Nath	Lecturer	Microbiology	27-02-2017	Permanent
<b>DEPARTMENT OF PHARMACOLOGY</b>					
80	Dr. Mahendra Kumar Prasad	Reader & HOD	Pharmacology	04-06-2007	Permanent
81	Dr. Bipin Kumar Verma	Reader	Pharmacology	25-03-2010	Permanent
82	Dr. Syed Shadmen ahmad	Lecturer	Pharmacology	30-06-2014	Permanent
83	Dr. Rajeev Kumar	Lecturer	Pharmacology	27-02-2017	Permanent
<b>DEPARTMENT OF GENERAL MEDICINE</b>					
84	Dr. R.P.Sinha	Reader & HOD	General Medicine	17-03-2008	Permanent
85	Dr. Roushan Sinha	Lecturer	General Medicine	29-10-2013	Permanent
86	Dr. Nistha kishore	Lecturer	General Medicine	28-10-2013	Permanent
87	Dr. Prabhu Nath Pramhans	Lecturer	General Medicine	08-03-2016	Permanent
<b>DEPARTMENT OF GENERAL SURGERY</b>					
88	Dr. G.P. Singh	Reader & HOD	General Surgery	27-02-2009	Permanent
89	Dr. Kaushal Kishor Sinha	Lecturer	General Surgery	15-05-2013	Permanent
90	Dr. Kumar Nishant Singh	Lecturer	General Surgery	29-07-2010	Permanent

DEPARTMENT OF ANAESTHESIA					
91	Dr. Nitu Singh	Reader & HOD	Anesthesia	01-02-2012	Permanent
92	Dr. Alka Shukla	Lecturer	Anesthesia	14-02-2017	Permanent

## Criterion – II

Point-2.3.1

Annexure - 5

### EXTRA MURAL ACTIVITIES

#### 1. CURRICULAR ACTIVITIES

1. Essay Writing Competitions
2. Debate
3. Quiz
4. Seminar Presentation
5. Role play

#### 2. Extra Curricular Activities

1. Celebration of traditional festivals
2. Celebration of Historical days
3. Classical Dance and Folk, Western Dance Competitions
4. Dramas
5. Song's competitions
6. Poetry Competitions
7. Story Telling
8. Fancy dress shows
9. Sports meet
10. Cultural Fests

### SPORTS FACILITIES

S.No	Sports	Average Monthly Participants
1	Badminton ( Boys)- Mix	50
2	Badminton ( Girls )- Mix	50
3	Cricket ( Boys)	15
4	Cricket (Girls )	15
4	Table Tennis (Boys ) -Mix	50



5	Table Tennis ( Girls)- Mix	50
6	Volley ball ( Boys)	09
7	Volley ball ( Girls)	12
8	Kho Kho (girls)	11
9	Kabadi ( Boys)	10
10	Foot Balls	15
11	Disc throw ( Boys and Girls) Javelin throw- Boys, shot put- Boys and girls	50
12	Running ( 100mt, 200mt, 400mts) Relay, Mix relay	50
13	Open auditorium	250
14	Closed auditorium	250
15	Long jump ( single , triple- boys ), High jump – Girls and boys	50
16	Table tennis ( Girls, Boys, Mix)	20
17	Crams boards	50
18	Chess boards	30

### College Ground - Group Inter College Sports Meet



### Running Race and Award Winner



### Indoor Games



### Medal & Cup Winners of Sports and Game

### Cultural Events



### Celebration of Holi

### Fashion Dress Competition





Folk Dance Winner



Holi with Chairman

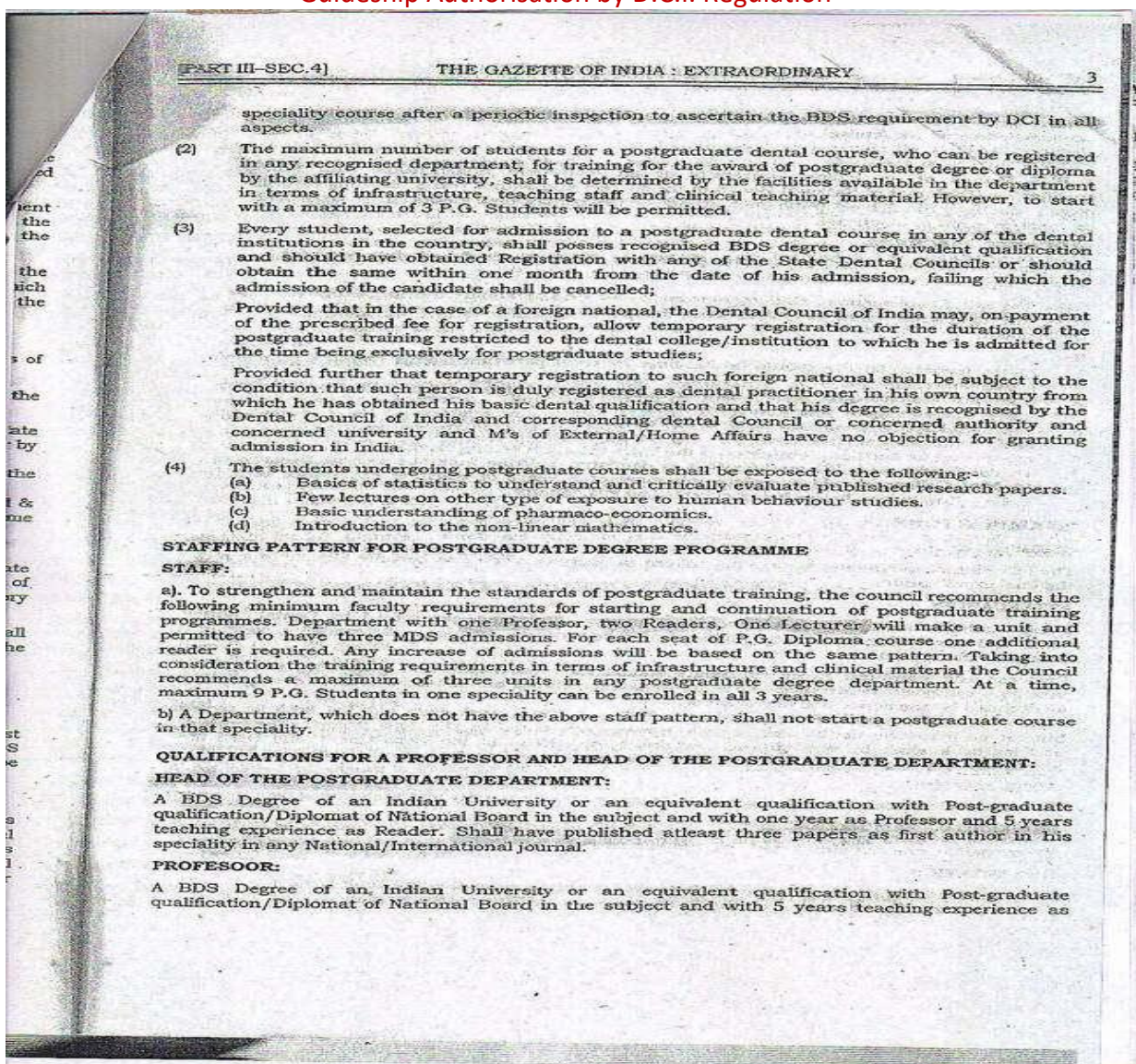


Rangoli Competition

## Criterion – II

Point-2.4.2 Annexure – 6

### Guideship Authorisation by D.C.I. Regulation





ader. Shall have published atleast two papers as first author in his speciality in any National/International journal.

#### READER:

A BDS Degree of an Indian University or an equivalent qualification with Post-graduate qualification/Diplomat of National Board in the subject and with 4 year's teaching experience after post-graduation. Shall have published atleast one paper as first author in his speciality in any national/international journal.

#### PART-TIME TEACHERS:

Part-time post-graduate teaching faculty (Professors/Readers) are also eligible provided they put in 4 (four) hours a day and can have only one PG student under them.

When the full complement of staff recommended for undergraduate training programme does not exist, the deficiency must be made good before starting of the postgraduate course in that Department.

#### Note:

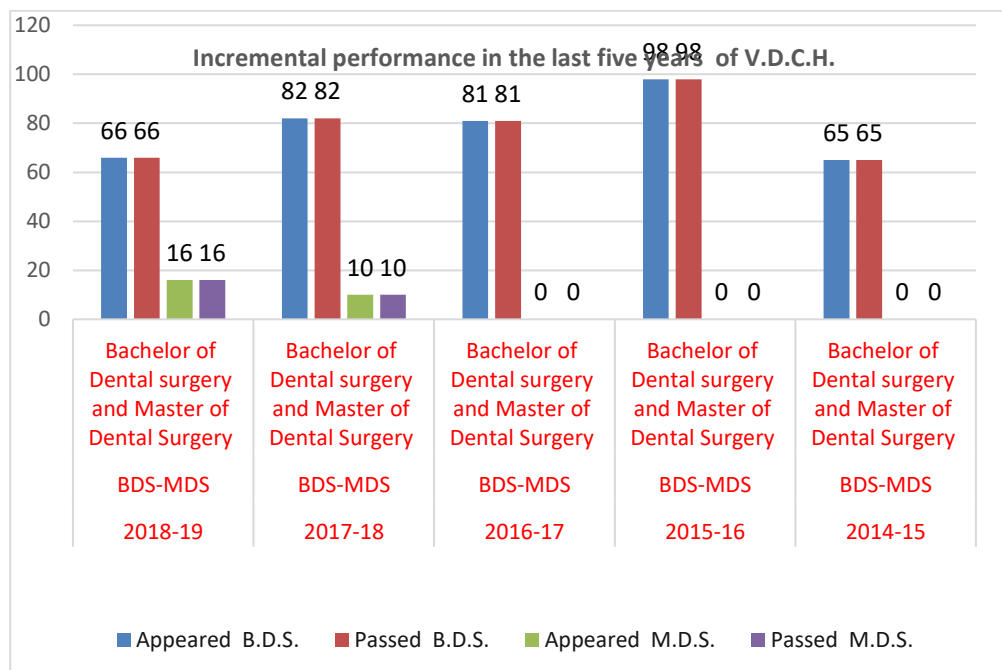
1. All the teaching faculty should be full time. However part-time faculty can also be accepted as stated above.
2. Faculty who is accepted as PG teacher in a dental institution starting PG Courses will not be accepted for next one year in any other dental institution.
3. Teaching Experience gained in Medical College will not be accepted for PG Dental Teaching. In exceptional cases, the teaching experience, gained in Govt. Dental Colléges, may be considered for further promotion on the basis of total teaching experience.
4. Dental faculty with PG qualification in dentistry, shifting from the Dental Department of a Medical College should complete minimum of 3 years of teaching experience in a Dental College/Institution before being accepted as P.G. faculty.

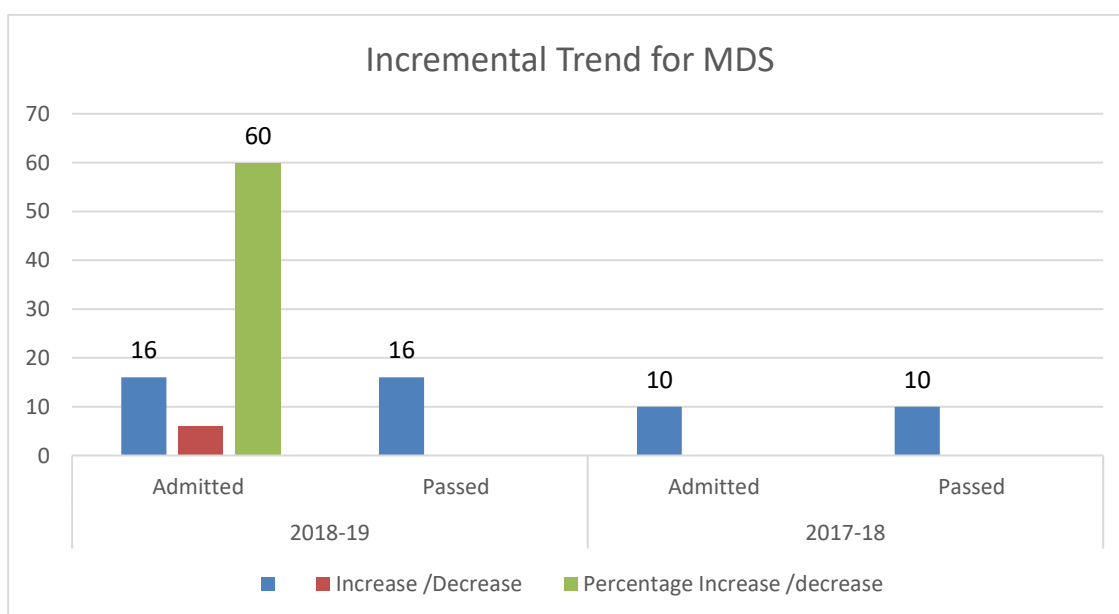
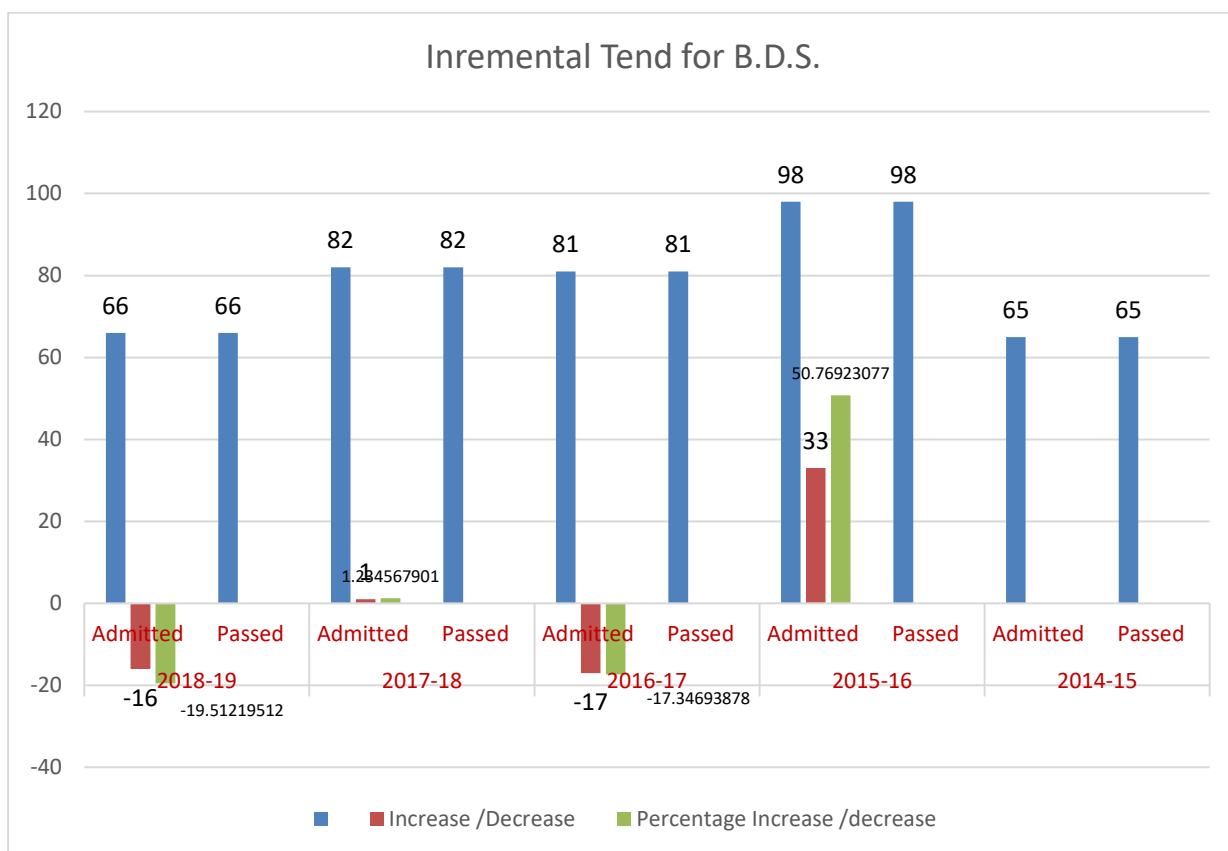
#### EXAMINATIONS

## Criterion – II

Point-2.6.2 Annexure – 7

### Incremental Performance of the students in the last five years





## CRITERION -III

***Criterion 3- Research, Innovations and Extension******Key indicator 3.1 resource Mobilization for Research*****3.1.1 Percentage of Teachers recognised as Ph.D research guides in the respective University****3.1.1.1 Number of teachers recognized as Ph. D research guides during the last 5 years**

3.1.1 Percentage of fulltime teachers recognized as Ph D research Guides by the respective University		
Year	Name of fulltime teachers recognized as Ph D research guides	Name(s) of research scholar(s) guided
2018-19	NA	NA
2017-18	NA	NA
2016-17	NA	NA
2015-16	NA	NA
2014-15	NA	NA

**3.1.1.2 Number of full time teachers in the Institution during the last five years**

Year	2018-19	2017-18	2016-17	2015-16	2014-15
Total Number of fulltime teachers	92	95	92	92	93

**3.1.2 Average percentage of teachers awarded national /international fellowship / financial support for advanced studies /collaborative research and participation in conferences during the last five years.**


Response:

NIL

**3.1.3 Number of Research projects /clinical trials funded by government, industries and non- government agencies during the last five years**

Year	2018-19	2017-18	2016-17	2015-16	2014-15
Number of Research project	NA	NA	NA	NA	NA

**3.1.3.1 Number of fulltime teachers who worked in the institution during the last five years**

Year 	2018-19	2017-18	2016-17	2015-16	2014-15
Number of full-time teachers	93	95	92	92	93

**Key Indicator 3.2- Innovation Ecosystem**


**3.2.1 The institution has created an ecosystem for innovations including incubation Centre and other initiatives for creation and transfer of knowledge**

***Response:***

Vananchal Dental College & Hospital is located amidst multidisciplinary environment with Homeopathy, Nursing, Education, and Paramedical colleges around. The Incubation centre is conceptualized to ignite the entrepreneurial abilities of our students. The initiative is designed to build an ecosystem of innovation and problem solving by addressing local needs. As an institution we leverage on our connections with Government, NGOs (not-for-profit organizations) and Social enterprises;

Our institution driven by mission ‘Oral Health Care for Rural’, as a culture, the students are encouraged to observe and identify problems and come up with possible innovations to empower dental ecosystem. The Incubator provides them mentoring through ideation till prototype development; we focus on fostering appropriate technology solutions that include low-cost dental equipment, materials etc.





112

**3.2.2 Number of workshops / seminars conducted on Intellectual Property Rights(IPR) Research methodology, Good clinical laboratory. Pharmacy and Collection practices, writing for Research Grants and Industry – Academia Collaborations during the last five years.**

Year	Name of the workshop/ seminar	Date: From - To	Number of participants	Link to the Activity report on the website
2019-20	CDE PROGRAMME	9th Jan -2020	150	Link to the Activity report on the website
2018-19	WORK SHOP ON ENDOMOTOR	16th Jan -2019	100	Link to the Activity report on the website
2017-18	CBCT WORKSHOP	21-Oct-17	80	Link to the Activity report on the website
2016-17	CDE PROGRAMME	12th July 2016	160	Link to the Activity report on the website
2015-16	BASIC IMPLANTOLOGY WORK SHOP	26 <sup>th</sup> Feb-16	75	Link to the Activity report on the website
2014-15	LASER IN DENTISTRY WORK SHOP	20 <sup>th</sup> March 2015	70	Link to the Activity report on the website

***Key Indicator 3.3- Research publications and Awards***

**3.3.1 The Institution ensures implementations of its stated Code of Ethics for research**

The institution has a stated Code of ethics for research, the implementation of which is ensured by the following

1. There is an institutional ethics committee which oversees the implementation of all research projects
2. All the projects including student project work are subjected to the institutional ethics committee clearance
3. The institution has plagiarism check software based on the Institutional policy
4. Norms and guidelines for research ethics and publications guidelines are followed

Response: Three of above. (Sl. 1, 2 & 4.)

**3.3.2 Average number of Ph. D / DM / M. Ch / PG Degree in the respective discipline awarded per recognized PG teachers of the Institution during the last five years.**

3.3.2.1 Number of Ph. D's / DM/ M. Ch/PG degree in the respective disciplines awarded per recognised PG teachers of the institutions during the last five years.

**Response:**

Year	2018-19	2017-18	2016-17	2015-16	2014-15
Number of teachers with PG	48	59	49	51	47

3.3.2.2 Number of PG teachers recognized as guides by the Regulatory bodies / Universities during the last five years.

**Response:**

Year	2018-19	2017-18	2016-17	2015-16	2014-15
Number of teachers with PG teachers recognized as guide	08	03	09	09	05

**3.3.3 Average number of papers published per teacher in the journals notified in UGC web sites /Scopus/ Web of Science / Pub Med during the last five years.**

Number of research papers published per teacher in the Journals notified on UGC website /Scopus / Web of science / PubMed during the last five years

Year	2018-19	2017-18	2016-17	2015-16	2014-15
Number of papers	27	34	20	34	24

**3.3.4 Average number of books and chapters in edited volumes/ books published and paper published in national /international conference proceedings per teacher during the last five years.**

Total number of books and chapters in edited volumes/ books published and paper published in national /international conference proceedings per teacher during the last five years.

Sl.no	UGC-CARE ID	Publication Type	Publication Title	Author-name	Journal-name	Year
1	ISBN 978-93-81714-82-9	Book publication	Digitalization in prosthodontics	Dr Amit Kumar Mishra	DENTOMED PUBLICATION HOUSE	2019
2	ISBN 978-93-88535-18-2	Book publication	Contemporary Forensic Dentistry	Dr. Akhilesh Chandra	SCIENTIFIC INTERNATIONAL PVT LTD	2017
3	ISBN 978-93-8729-897-8	Book publication	Concept of Laboratory Techniques in Biology	Dr. Vinay Oraon	BRILLION PUBLICATIONS	2018
4	ISBN 978-93-88535-18-2	Book publication	Contemporary Forensic Dentistry	Dr. Shubha Pawar	SCIENTIFIC INTERNATIONAL PVT LTD	2017

**Key Indicator 3.4 Extension Activities**

**3.4.1 Total number of extension and outreach activities carried out in collaboration with National and International agencies, Industry, the community, Government and Non-Government organizations engaging NSS/NCC/Red cross/YRC/Institutional clubs etc, during the last five years**

Year	2018-19	2017-18	2016-17	2015-16	2014-15
No of extension/ outreach activities	4	07	08	08	09

**3.4.2 Average percentage of students participating in extension and outreach activities during last five years.**

Year	2018-19	2017-18	2016-17	2015-16	2014-15
Number of students participating in extension /outreach activities (Not Less than)	90	200	120	150	210

**Some pictures of extension Activities**



Swacha Bharat



Plastic Waste free Campaign



Gandhi Jayanthi

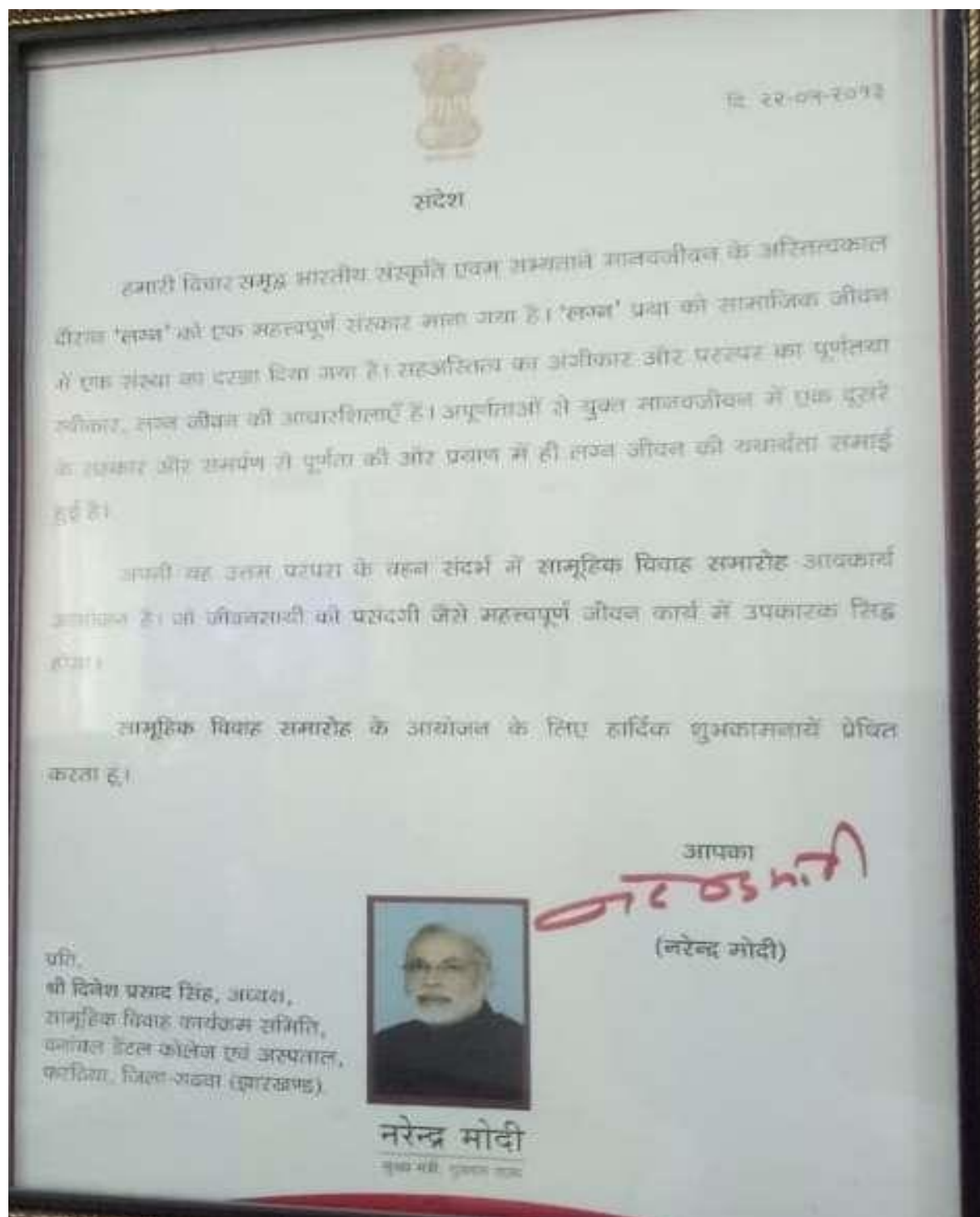



Jala Sakthi Abhiyan



### **3.4.3 Number of awards and recognition received for extension and outreach activities from government /other recognized bodies during the last five years**

Year	2018-19	2017-18	2016-17	2015-16	2014-15
Number of awards / recognitions	00	02	00	03	05





## Out Reach Activities / Health Camps





## Out Reach Activities / Health Camps



## OUR HEALTH CAMP TEAM



**3.4.4 Institutional social responsibility activities in the neighbourhood community in terms of education, environment issues like Swachh Bharat, health and hygiene awareness and socioeconomic development issues carried out by the students and staff during the last five years**

**Response:**

Befitting the tradition and aspiration of the Vananchal Educational & Welfare Trust, the founder Chairman, Mr. Dinesh Prasad Singh has undertaken and executed various social activities under the banner of the TRUST.

**Merit Scholarships**

Vananchal Educational welfare Trust is spending every year an amount towards the distribution of scholarships for meritorious students of various colleges of campus and Prerana Parmarth Ashram, Allahabad in the name of the founder

**Adopting villages**

The TRUST had adopted the villages and School in and around of Garhwa.

**Free Housing facility for faculty members**

The TRUST always comes forward to provide better housing facilities for the teaching and non-teaching staff and free electricity for all residential blocks of faculty members and also providing free transportation.

.

**Processed Drinking Water Distribution**

In our campus of Vananchal Dental College has established full-scale two RO Plants with a capacity to purify 1000 litres water / hr, and installed 12 small RO machines in different places of campus. Plants which processes and supply the drinking water through tankers every day in the neighbouring villages.

**Health Camps**



A Community Dentistry Vehicle of Vananchal Dental College and Hospital conducts regular dental camps in Garhwa district of Jharkhand. Vananchal Dental College has been rendering super speciality dental services at minimum cost to the society.



### **Developing Public Parks and Community Development**

The Welfare trust has been always in the forefront in the donation of funds for developing public parks and community halls and also in rendering necessary help to the needy during natural calamities.

### **Social Consciousness**

Vananchal Educational & Welfare Trust is mainly a social organisation working for the welfare of the down trodden people of the society. The promoters of this TRUST considered the issue in depth and found that a society or a family can be uplifted permanently through a better educational facility to its children. Though the immediate needs of a family always prevail over his decision-making practices, but it is a fact that when the whole attention is focussed on satisfying the immediate needs the long-term necessities are overlooked and family / person fails to upgrade himself /herself for a better future. Considering these hard facts the trustees of this TRUST preferred to work in such an area which was most Naxal Infested in the year 2005-

06 and so on. Besides starting a Dental College in this remote located area, the TRUST also looked into the immediate need of the families too poor to think of the solemnising the marriages of their wards / children. So the trust people contacted them, and encouraged them to arrange the pairs while assured to make all arrangements of a Marriage Ceremony and bear the expenses too. From those days to till date the trust is organising the marriage of the 101 pairs, belonging to the poorest families. The pairs married in these events are provided almost all house hold items so that they can start their own independent life except a house. In total they are provided 151 different types of useful items, costing around Rs.51,000/-.

The trust organises Medical Camps in the nearby and in the remote areas too for the benefit of the poor inhabitants. When the winter season starts the trust, VEWT donates sweaters and blankets to around 5000 people every year.





After the celebration of DEEPAVALI festival in almost all over India, this particular region starts the preparation for the CHHATH festival, a special four day long prayer offered to God SUN. In order to make these poor people capable of celebrate / observe CHHATH pooja around 1500 persons are provided complete CHHATH POOJAN SAMAGRI (all materials required to celebrate this worship). The items include from matchbox to the new clothing for the worshiper along with various types of seasonal fruits.



Our VEWT gives support to **ROTI-BANK**- for poor people. This Roti Bank serves to such poor people who are living nearby Garhwa Road Railway Station and nearby the bus stand of Garhwa.



Key Indicator -3.5 Collaboration

**3.5.1. Average number of Collaborative activities for research, faculty exchange, student exchange/ Industry – internship etc, per year for the last five years**

**Response:**

Year	2018-19	2017-18	2016-17	2015-16	2014-15
Number of Collaborative activities	02	02	02	02	02

**3.5.2 Total number of Functional MoU /Linkages with Institutions /industries in Industries in India and abroad for academic, clinical training / internship, on the job training, project work, student / faculty exchange, collaborative research programme etc, year –wise during the last five years.**

Year	2018-19	2017-18	2016-17	2015-16	2014-15
Number of MoUs/Linkages	02	02	02	02	02

**CRITERION-III      Point-3.3.1**

**Annexure-1**

**INSTITUTIONAL RESEARCH: CODE OF ETHICS**

**Introduction:**

Research at VDCH follows the principles of academic in cultural integrity, accountability, professionalism and inclusiveness. These are established professional ethical & legal frameworks. The code of ethics for Research practice at par with the principles laid out in other relevant policies, guidelines and code of conduct, including those of funding bodies.



This describes the principles underpinning the ethical conduct of research and defines the process and principles for the objective and rigorous ethical review of research, which fall within its scope.

This code applies to all the faculty, students and visiting researchers of the institute, including person holding honorary appointments and students on placement, who conduct research within or on behalf of the institute.

### **Purpose of the Code of Ethics**

The purpose of the code of ethics is to establish a set of codes or principles that should help the dental student, intern, faculty or a researcher to reach professional standard guided by legal and ethical principles. Research ethics is the application of ethical codes or principles in scientific investigation.

All members of the institute are individually responsible to ensure their work is conducted in accordance with the institutional values and policies that form part of the terms and conditions of employment or study. Disregard to this policy may lead failure of assessed work, suspension of study/research projects, and or funding from research sponsors and consent to publish.

**Research** is any original investigation undertaken in order to acquire knowledge and understanding which would include the invention and generation of idea, images, performances leading to new or substantially improved insights in health care, scholarship such as the creation development and maintenance of the intellectual infrastructure of subject and disciplines (e.g., research database) the use of existing knowledge and good experimentation develop new or substantially improved material, devices, product and processes, including design and fabrication.

Good research practices are based on fundamental principles of research integrity. They guide researchers in their work as well as in their engagement with the practical, ethical and intellectual challenges inherent in research.

These principles are:

- Reliability in ensuring the quality of research, reflected in the design, methodology, analysis and use of resources.
- Honesty in developing undertaking, reviewing, reporting and communicating research in transparent, fair, full and unbiased way.
- Respect or colleagues, research participants, society, ecosystems, cultural heritage and the environment.
- Accountability for the research from idea to publication, for its management and organization, for training, supervision and mentoring, and for its wider impacts.

The code of ethics for research is described in the following contexts:

- Research environment
- Training, supervision and mentoring
- Research Procedures
- Safeguards
- Data Practices and management
- Collaborative working
- Publication and dissemination
- Reviewing, evaluating and editing

### **Research environment**

- Promote awareness and ensure a prevailing culture of research integrity.
- Demonstrate leadership in providing clear policies and procedures on good research practice and the transparent and proper handling of violations.
- Provide support with good infrastructure for the management and protection of data and research materials in all their forms (encompassing qualitative and quantitative data, protocols, processes, other research artifacts and associated metadata) that are necessary for reproducibility, traceability and accountability.

- Promote research activities by acknowledging and appreciating the researcher with rewards.

### **Training, Supervision and Mentoring**

- Ensure that researchers receive rigorous training in research design, methodology and analysis.
- Develop appropriate and adequate training in ethics and research integrity and ensure that all concerned are made aware of the relevant codes and regulations.
- Researchers across the entire career path from junior to the most senior level should understand training in ethics and research integrity.
- Senior researchers, research leaders and supervisors should mentor their team members and offer specific guidance and training to properly develop, design and structure their research activity and to foster a culture of research integrity.

### **Research Procedure**

- Researchers should write and submit the synopsis of intended work/ project to research committee, ethical committee, research grants committee (if required) and clinical trial registry of India (if applicable) respectively.
- Researchers should design, carry out, analyze and document search in a careful and well considered manner.
- Researchers should make judicious and conscientious use of granted research funds.
- Researchers should publish results, interpretation o research in an open honest, transparent and accurate manner and respect confidentiality of data or findings when legitimately required do so.
- Researchers should report their result in a way that is compatible with the standard of the discipline and where applicable can be verified and reproduced.

## **Safeguards**

- Researchers should comply with codes and regulations relevant to their discipline.
- Researchers should handle research subjects, be they human, animal, cultural, biological, environmental or physical with respect and care and in accordance with legal and ethical provisions.
- Researchers should have due regard for the health, safety and welfare of the volunteering subjects, community, collaborations and other individuals involved in respective research projects.
- Research protocols take account of and are sensitive to relevant differences in age, gender, culture, religion, ethnic origin and social class.
- Researchers should recognize and manage potential harms and risks relating to their research.

## **Data Practices and Management**

- Researchers should ensure appropriate stewardship and curation of all data and research materials, including unpublished ones, with secure preservation for a reasonable period.
- Researchers should ensure access to data will be in line with the FAIR principles (Findable, Accessible, Interoperable and Re-usable) for data management.
- Researchers should provide transparency about how to access or make use of their data and research material to the institute.
- Researchers, research institutions and other organizations should have a reciprocal acknowledgement of data as legitimate and citable products of research.
- Researchers should ensure that any contracts or agreements relating to research outputs include equitable and fair provision for the management of their use, ownership and/or their protection under intellectual property rights.

## **Collaborative Working**

- All partners in research collaborations should take responsibility for the integrity of research.
- All partners in research collaborations should agree at the outset on the goals of research and on the process for communicating their research as transparently as possible.
- All partners should formally agree at the start of their collaboration on expectations and standards concerning research Integrity, on the laws and regulations that they will apply, on protection of the intellectual property of collaborations, and on the procedures for handling conflicts and possible cases of misconduct.
- All partners in research collaborations should be informed and consulted about submissions for publication of the research results.

## **Publication and Dissemination**

- All authors are fully responsible for the content of a publication, unless otherwise specified.
- All authors should agree on the sequence of authorship, acknowledging that authorship itself is based on a significant contribution to the design of the research, relevant data collection, analysis and interpretation of the results.
- Authors should ensure that their work is made available to colleagues in a timely, open, transparent and accurate manner, unless otherwise agreed and are honest in their communication to the general public and in traditional and social media.
- Authors should acknowledge important work and intellectual contribution of collaborators, assistants, funding agencies, and any other individual who have influenced the reported research in appropriate form.
- All authors should disclose any conflicts of interest and financial or other types of support for the research or for the publication of its results.



- Authors can issue corrections or retract work if necessary, however the reason should be clearly stated.
- Authors and publishers should consider negative results to be as valid as positive findings for publication and dissemination.
- Researchers should adhere to the same criteria as those detailed above whether they publish in any subscription journal, an open access journal or in any other alternative publication form.

### **Reviewing, Evaluating and Editing**

- All the researchers should take seriously their commitment to the research community by participating in refereeing, reviewing and evaluation.
- All the researchers should review and evaluate submissions for publication, funding and reward in a transparent and justifiable manner.
- Reviewers or editors with a conflict of interest should withdraw from involvement in decisions on publication, funding and reward.
- All the reviewers should maintain confidentiality unless there is prior approval for disclosure.
- All the reviewers should respect the right of authors, and applicants, and should also seek permission to make use of ideas, data or interpretation presented.

### **Violation of Research Integrity**

- It is of crucial importance that researchers master the knowledge, methodologies and ethical practices associated with their field. Failing to follow good research practices violates professional responsibilities. It damages the research culture, degrades relationship among researchers, and undermines trust in and the credibility of research. It misuses the resources and may expose research subjects, users, society or the environment to unnecessary harm.

## **Research Misconduct and other Unacceptable Practices**

Research misconduct is traditionally defined as fabrication, falsification, or plagiarism (the so called FFP categorization) in proposing, performing or reviewing research or in reporting research results.

- Fabrication is making up results and recording them as if they were real.
- Falsification is manipulating research materials, equipments or processes or changing, omitting or suppressing data or results without justification.
- Plagiarism is using other people's work and ideas without giving proper credit to the original source, thus violating the rights of the original author's to their intellectual outputs.

These three forms of violations are considered particularly serious since they distort the research record. There are further violations of good research practice that damage the integrity of the research process or of researchers. In addition to direct violation of the good research practices set up in the Code of Conduct, examples of other unacceptable practice include, but are not confined to:

- Manipulating authorship or denigrating the role of other researchers in publication.
- Republishing substantive parts of one's own earlier publications, including translations, without duly acknowledging or citing the original (self plagiarism).
- Citing selectively to enhance own findings or to please editors, reviewers or colleagues.
- With holding research results.
- Allowing funders/sponsors to jeopardize independence in the research process or reporting of results so as to introduce or promulgate bias.
- Expanding unnecessarily bibliography of a study.
- Accusing researchers of misconduct or other violations in a malicious way.
- Misrepresenting research achievements.

- Exaggerating the importance and practical applicability of findings.
- Delaying or inappropriately hampering the work of other researchers.
- Misusing seniority to encourage violations of research integrity.
- Ignoring putative violations of research integrity by others or covering up inappropriate responses to misconduct or other violations by institutions.
- Establishing or supporting journals that undermine the quality control of research. (Predatory journals).

In their most serious form, unacceptable practices are sanctionable but at the very least every effort should be made to prevent, discourage and stop them through training, supervision and mentoring and through the development of a positive and supportive research environment.

### **Dealing with Violations and Allegations of Misconduct**

National guidelines details as to how violations of good research practice or allegations of misconduct are to be handled. However, it always is in the interest of the society and the research community that violations are handled in a consistent and transparent fashion. The following principles need to be incorporated into any investigation process.

#### **-Integrity**

- Investigations are fair, comprehensive and conducted expeditiously, without compromising accuracy, objectivity and thoroughness.
- The parties involved in the procedure declare any conflict of interest that may arise during the investigation.
- Measures are taken to ensure that investigations are carried out through to a conclusion.
- Procedures are conducted confidentially in order to protect those involved in the investigation.
- Institutions protect the right of “whistle blowers” during investigations and ensure that their career prospects are not endangered.

-General procedure for dealing with violations of good research practice are publicly available and accessible to ensure their transparency and uniformity.

- **Transparency**

- Investigations are carried out with due process and in fairness to all parties.
- Persons accused of research misconduct are given full details of the allegation(s) and allowed a fair process for responding to allegations and presenting evidence.
- Action is taken against person for whom allegation of misconduct is upheld which is proportional to the severity of the violation.
- Appropriate restorative action is taken when researchers are exonerated of an allegation of misconduct.
- Anyone accused of research misconduct is presumed innocent until proven otherwise.

- **Informed Consent**

- The investigator should comply with the applicable regulatory requirement(s) and should adhere to GCP and to the ethical principles that have their origin in the Declaration of Helsinki.

The investigator or a person designated by the investigator, should fully inform the subject or, if the subject is unable to provide informed consent, the subjects legally acceptable representative, of all pertinent aspects of the trial including the written information and the approval/favorable opinion by the IRB/IEC.

**Rights of the Researcher**

- **The right to research freedom**

Researchers at the institute are free to choose the subject of their studies related to the thrust area and to seek support for their research from any appropriate source.

Researchers have the right to information required for their research, in so far as there is no legal or moral limitation on furnishing such information.

- **The right to research environment conducive or research**

Institute has the responsibility to create an environment that promotes research and fosters good research.

Institute will create an environment in which research can flourish by and among many things visionary policy innovative programs, sound support services, appropriate incentives, effective financial management and mobilization of funding.

- **The right to facilitate, services and other resources of the institute**

The institute has the responsibility, in so far as it is feasible, to make facilitate, equipment and services available for use in research, with a view to creation of an environment, which is conducive to research.

Where the institute does not have sufficient resources to give effect to this right, it should endeavor to obtain resources to give effect to this right, it should endeavor to obtain resources from other sources and to allocate them to researchers.

Researchers are allowed to negotiate facilities, funds and other resource from elsewhere for research programmes in case of limited availability of resources, with due permission from Head of Institution.

- **Intellectual property**

Researchers should be aware of all provisions and should themselves to all the regulatory guidelines of the institute. The principles underlying are :

- Promotion of free and creative work to the benefit of science and society as a whole. The conservation of traditional university practices and privileges with regard to the making available and publication of academic works.
- Establishment of ethical standards and procedures with regard to intellectual property.
- Promotion of creative and innovative research and cooperation by the establishment of mechanisms recognizing the rights of all the parties

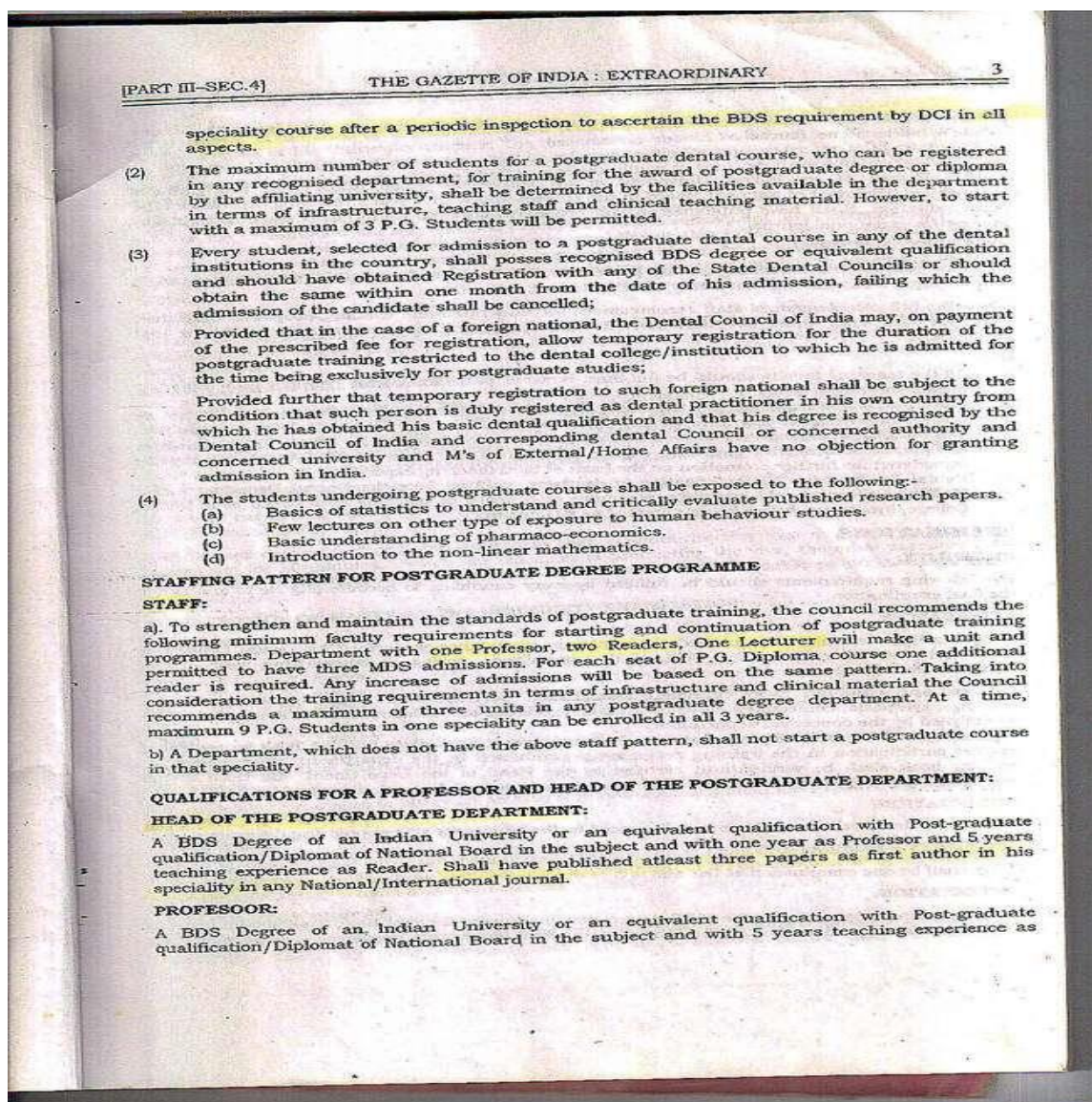


concerned, promoting the acquisition of benefits from research and guaranteeing the equitable distribution of benefits from research by establishing principles and procedures for distributing revenue from inventions and creative work (a per the funding agencies); protecting and marketing the institute's assets, including its intellectual property, to the benefit of all interested parties.

### CRITERION-III Point-3.3.2

### Annexure-2

#### Provisions / Qualification for P.G. GUIDE as per D.C.I. Regulation



3.3.3 Average number of research papers published per teacher in the Journals notified on UGC -CARE list in the UGC website/Scopus/ Web of Science/ PubMed during the last five years <b>Annexure 3.3.3 a</b>						
Sl.no	Pubmed id	Publication type	Publication title	Author-name	Journal-name	Year
1		Original research	Knowledge, attitude and practices towards computer usage among students in dental college in patna, bihar	Dr. Abhinita Kumari, Dr. Suma B.S. Dr. Garima Mangal	International journal of current research	2018
2		Original research	Stress and its relief among undergraduate students in dental college in patna,	Dr. Abhinita Kumari, Dr. Suma B.S, Dr. Garima Mangal	Journal of clinical research	2018
3		Review article	Oral health related quality of life	Dr. Abhinita Kumari, Dr. Suma B.S. Dr. Garima Mangal	European journal of	2019
4		Original research	A study on biosocial characteristics and nutritional status of recently delivered migrant women living in Rewa city of M.P	Dr. Sanjeev kumar, Dr. Manish Kumar, Dr. Divya Kumari, Dr. Priyaranjan Singh	Indian journal of applied research	2018

5		Case report	Prosthodontics rehabilitation of intraoral maxillofacial defect with an enterrim obturator-a case report	Dr Megha Versha, Dr. Saikat Paul, Dr. Nagbhushan Mandal, Dr. Sarita Singh, Dr. Deepak Kumar, Dr. Divya Kumari	Journal of medical science and clinical reserch	2018
6		Case report	Sliding lid saliva reservation in maxillary denture	Dr. Divya Kumari, Dr. M.D. Alim Akhtar, Dr. Saikat Paul, Dr. Nagbhushan Mandal, Dr. Rakhi Kumari, Dr. Manish Kumar	Journal of medical science and clinical reserch	2018
7		Review article	Failure in dental implant	Dr. Divya Kumari, Dr. Saikat Paul, Dr. Megha Versha, Dr. Sarita Singh	Dental updated bihar branch	2018
8		Original research	Effect of surface treatment on longevity of soft liners: an in vitro and in vivo study	Dr. Manoj Kumar Thakur, Dr. Dharmendra Kumar Singh	International journal of prosthodontics and restorative dentistry	2018
9		Original research	Assessment of difficulties faced by people wearing complete denture in rural area of patna	Dr. Manoj Kumar Thakur	Annals of international medical and dental research	2019
10		Original research	Comparative evaluation of periodontal status amongst the diabetic and nondiabetic patients	Dr. Manoj Kumar Thakur	Journal of research and advancement of dentistry	2019
11		Original research	Study on evaluation of different subgingival irrigating solutions in the management of periodontal disease	Dr. Manoj Kumar Thakur	Journal of advanced medical and dental sciences research	2018
12		Original research	Adverse effect of residual monomer used in denture base acrylic resins	Dr. Manoj Kumar Thakur	Asian journal of medical research	2018
13	10.4103/0973-029x.174645	Original research	Immunohistochemical analysis of tenascin expression in different grades of oral submucous fibrosis	Dr. Jalaj Tak, Dr. Nirmala N Rao, Dr. Akhilesh Chandra, Dr. Neha Gupta	Journal of oral & maxillofacial pathology ( pubmed indexed)	2015

14	10.4103/	Original research	Age estimation by dentin translucency measurement using digital method: an institutional study	Dr. Shalini Gupta, Dr. Akhilesh Chandra, Dr. Archana Agnihotri, Dr. Om Prakash Gupta, Dr. Niharika Maurya	Journal of forensic dental sciences	2017
15		Original research	Clinical profile of patients with trigeminal neuralgia visiting a dental hospital: a prospective study	Dr. Arpita Rai, Dr. Ansul Kumar, Dr. Akhilesh Chandra, Dr. Venkatesh Naikmasur, Dr. Lejoy Abraham	Indian journal of pain	2017
16		Original research	Research and publishing practices, attitudes, and barriers among dental faculty: results of a survey study of 200 teachers across india	Dr. Arpita Rai, Dr. Ansul Kumar, Dr. Lejoy Abraham, Dr. Akhilesh Chandra, Dr. Mandeep Kaur, Dr. Shamimul Hasan	Journal of education and ethics in dentistry	2016
17		Original research	Sex determination by evaluation of barr bodies in buccal smears: a north indian study	Dr. Akhilesh Chandra, Dr. Vijayendra Pandey, Dr. Ruchita Bali, Dr. Seema Gupta, Dr. Archana Agnihotri	International journal of scientific research	2018
18		Original research	Dental chair: the machine dentists work most upon, know little about	Dr. Ruchita Bali, Dr. Akhilesh Chandra, Dr. Rahul Agarwal, Dr. Kanupriya Gupta, Dr. Archana Agnihotri, Dr. Seema Gupta	International journal of current research	2018
19		Original research	Gingival health and plaque removal assessment by neem stick and toothbrush: a comparative study	Dr. Akhilesh Chandra, Dr. Vipin Kumar Sharma, Dr. Navpreet Kaur, Dr. Archana Agnihotri, Dr. Punit Bhardwaj, Dr. Anjani Kumar Shukla	International journal of medical research professionals	2018
20		Original research	Comparative evaluation of dental fluorosis and intelligence	Dr. Akhilesh Chandra, Dr. Vijayendra Pandey, Dr. Deepak Kumar, Dr. Narendra Yadav, Dr. Manish Prakash, Dr. Anup Kumar Singh	International journal of scientific research	2019
21		Original research	Evaluation of dental cbct in assessing the furcation	Dr. Vijayendra Pandey, Dr. Akhilesh Chandra, Dr. Deepak Kumar, Dr. Anup Kumar Singh, Dr. Priyankesh, Dr. Manish Prakash	Annals of international medical and dental research	2019

22		Original research	The prevalence of associated injuries with isolated and multiple maxillofacial fractures	Dr. Sushma KN Dr. Akhilesh Chandra Dr. Praveen Kumar Dr. Mayur Kahate Dr. Pankaj Rao Dr. Santosh kumar	International journal of scientific research	2019
23		Original research	Estimation of gingival blood glucose using a sensitive self-monitoring device in periodontitis patients	Dr. Vijayendra Pandey, Dr. Akhilesh Chandra, Dr. Deepak Kumar, Dr. Anup Kumar Singh, Dr. Priyankesh, Dr. Alok Kumar Gupta	International archives of integrated medicine	2019
24		Case report	Immunohistochemical analysis of plasmacytoidmyoepithelioma of minor salivary glands: a casereport with review of literature	Dr. Adit Srivastava, Dr. Rahul Agarwal, Dr. Shivkumar Ganiga Channaiah, Dr. Akhilesh Chandra	Journal of indian academy of oral medicine & radiology	2016
25		Case report	Pyogenic granuloma of upper lip: a case report	Dr. Arpita Rai, Dr. Monika Malhotra, Dr. Ansul Kumar, Dr. Varun Malhotra, Dr. Akhilesh Chandra (Dwivedi)	Annals and essences of dentistry	2017
26		Original research	Determination of dental anomaly in garhwa population; a radiographic study	Dr. Jyotish Kmar Jha	International journal of scientific research	2019
27		Review	Immunosuppressants in dentistry	Dr. Jyotish Kumar Jha, Dr. Raj Pandey, Dr. Ravneet Dhingra, Dr. Sourabh Arora	Asia pacific dental journal	2019
28		Original research	Role of saliva in determination of aboblood groups in humans	Dr. Jyotish Kumar Jha, Dr. Vijay Birader, Dr. Asish Mular, Dr. G Santosha Reddy	International journal of scientific research	2018
29		Original research	Role of ultrasonography in evaluation of osmf	Dr. Sunil Kumar K, Dr. Raghav Kumar, Dr. Trisha Rastogi, Dr. Sugandha Sharma, Dr. Avinash Singh, Dr. Jyotish Kumar Jha	Maharaja krishna kumar sahuji bhavna gar universuty	2015
30		Original research	Morphology of soft- a cephalometric study	Dr. Satish Kumar, Dr. K Srinivash, Dr. Arti Sachdeva Dr. Sachin Jaiswal, Dr. Jyotish Kumar Jha, Dr. Ashish Mular	Journal of clinical dental research education	2014



31		Review	Role of ayurveda in prevention of oral diseases	Dr. Jyotish Kumar Jha, Dr. Raghav Kumar, Dr. Trisha Rastogi, Dr. Sunil Kumar K	Journal of clinical dental research education	2014
32	10.5005/jp-journals-10024-2691	Original research	In vitro analysis of different polishing systems on the color stability and surface roughness of nanocomposite resins.	Dr. Kiran Murthy Dhananjaya, Dr. Suneel V Vadavadagi, Dr. Sultan A Almalki, Dr. Tanya, Dr. Suraj Arora	J contemp dent pract xx(x);1-4	2019
33	117.218.60.97	Original research	Assessment of effectiveness of smoking cessation intervention among male prisoners in india:a randomized control trial	Dr. Sachin Naik, Dr. Sanjeev Khanagar, Dr. Amit Kumar, Dr. Sujithramchandra, Dr. Sunil V. Vadavadagi, Dr. Kiran Murthy Dhananjaya	Journal of international society of preventive and community dentistry	Jun-05
34	10.5005/jp-journals-10024.2017	Original research	Comparison of different post systems for fracture resistance: an in vitro study	Dr. Suneel V Vadavadagi, Dr. Kiran M Dhananjaya, Dr. Rashmi P Yadahalli, Dr. M Lahari, Dr. Shilpa R Shetty, Dr. B L Bhavana	J contemp dent pract	2017
35	117.251.48.178	Original research	Microscope magnification and ultrasonic precision guidance for location and negotiation of second mesiobuccal canal:an in vivo study	Dr. Ramchandrasujith, Dr. Kiranmurthy Dr. Vishwajit Dr. Ram Pratapchaurasia, Dr. Deepa Kasigiri	Jispcd	Jun-05
36	Pubmed	Original research	Variation in size and form between left and right maxillary central incisor teeth	Dr. Suneel V Vadavadagi, Dr. M N Homebesh, Dr. Gopal Krishna Chaudhary Dr. Sumit desh pandey, Dr. C V Anusha, Dr. D Kiran Murthy	Journal of international oral health	2015
37		Original research	Evaluation of the effect of different contaminants on the shear bond strength of a two step self etch adhesive system,one step,self etch adhesive system and a total etch adhesive system	Dr.Subhra Dey, Dr.Arvind Shenoy, Dr.Suchithra S Kundapur, Dr.Maneesha Das, Dr.Mohit Gunwal, Dr.Reema Bhattacharya	Journal of international oral health	2016



38		Case report	Repair of furcal perforation using mineral trioxide aggregate- a case report	Dr.Dakshata Dinesh Sankhe, Dr.Tella Manisha Choudary, Dr.Maneesha Das, Dr.Bharat Anantrao Deosarkar	Journal of interdisciplinary dental sciences	2017
39		Review report	Systemic antibiotics in endodontic practice:mandatory or optional	Dr.Maneesha Das, Dr.Bharat Deosarkar, Dr.Renu S Pande, Dr.Abhishek Singh Nayyar	International journal of therapeutic applications	2017
40		Original research	Abuse of self medication for orodental problems among populace in rural areas of central india	Dr.Maneesha Das, Dr.Harsha Puri, Dr.N.Lakshmana, Dr.M.V.R Ratnam, Dr.Sweta Gandhi Dr.Rahul A Gandhi, Dr.Abhishek Singh Nayyar	International journal of orofacial research	2017
41		Original research	The prevalence of associated injuries with isolated and multiple maxillofacial fractures	Dr. Sushma K N, Dr. Akhilesh Chandra, Dr. Praveen, Dr. Mayur Kahate, Dr. Pankaj Rao, Dr. Santosh Kumar	International journal of scientific research	2019
42		Original research	How well do we know pyogenic granuloma?:	Dr. Sushma K N, Dr. Santosh Kumar	International journal of current research	2018
43		Original research	Neuralgia or odontalgia	Dr. Santosh Kumar, Dr. Vijayendra Pandey, Dr. Sushma K. N., Dr. Praveen Kumar Dr. Namita Srivastava, Dr. Chintu Kumar Singh	International journal of current research	2018
44		Case report	Fixed-removable partial denture – a case report	Dr. Sushma K N, Dr. Santosh Kumar	Indian journal of case reports	2017
45		Original research	Dental extractions in patients on anti-platelet therapy – a clinical study	Dr. Sushma Kn, Dr. Jayaprasad N Shetty, Dr. Vijayendra Pandey, Dr. Somanth Mukherjee, Dr. Santosh Kumar	International journal of recent surgical and medical sciences	2017
46		Review	A review of quackery in dental practice	Dr. Sushma K N, Dr. Santosh Kumar, Dr. Vijayendra Pandey Dr. Mayur Dr. Manish Dr. Anup	International journal of current innovation	2017

47		Original research	Cytomorphometric analysis of oral squamous tobacco smoker's using oral brush biopsy: an exfoliative cytological study	Dr. Rakshith Shetty, Dr. Somnath Mukherjee, Dr. Neerav Dutta, Dr. Divesh Kumar Bhagat, Dr. Sushma K N, Dr. Vijayendra Pandey	International archives of integrated medicine	2016
48		Original research	The prevalence of associated injuries with isolated and multiple maxillofacial fractures	Dr. Sushma K N, Dr. Akhilesh Chandra, Dr. Praveen, Dr. Mayur Kahate, Dr. Pankaj Rao, Dr. Santosh Kumar	International journal of scientific research	2019
49		Original research	How well do we know pyogenic granuloma?:	Dr. Sushma K N, Dr. Santosh Kumar	International journal of current research	2018
50		Original research	Neuralgia or odontalgia	Dr. Santosh Kumar, Dr. Vijayendra Pandey, Dr. Sushma K. N., Dr. Praveen Kumar, Dr. Namita Srivastava, Dr. Chintu Kumar Singh	International journal of current research	2018
51		Original research	Dental extractions in patients on anti-platelet therapy – a clinical study	Dr. Sushma KN, Dr. Jayaprasad N Shetty, Dr. Vijayendra Pandey, Dr. Somanth Mukherjee, Dr. Santosh Kumar	International journal of recent surgical and medical sciences	2017
52		Original research	Evaluation of preparedness at dental clinics for medical emergency: a survey	Dr. Vijayendra Pandey Dr. Rohit Singh, Dr. Sushma KN, Dr. Ashok Kumar, Dr. Rajeew Ranjan, Dr. Amitu Singh	International journal of medical research professionals	2016
53		Original research	Comparison of oral manifestations in hiv positive children with and without haart	Dr. Neerav Dutta, Dr. Rahul Singh, Dr. Ankit Roy, Dr. Amitu Singh, Dr. Rakshith Shetty, Dr. Sushma KN	International journal of medical research professionals	2016
54		Review	A review of quackery in dental practice	Dr. Sushma KN, Dr. Santosh Kumar, Dr. Vijayendra Pandey, Dr. Mayur, Dr. Manish Dr. Anup	International journal of current innovation	2017

55		Case report	A tooth in the nose – a case report	Dr. Mueedulislam , Dr.Jayaprasad N. Shetty, Dr.Harikerthy, Dr.Vivek S, Dr.Kapil Kurtadikar, Dr.Sushma K.N	Journal of the oxford dental college	2013
56		Original	Treatment associated pain : a guilt that hurts. July – dec 2015	Dr. Tanya	Vikashvimarsh ( an interdisciplinary refreed research journal issn:2394-5664) vol 2, no 4	Dec-15
57		Review	Platelet rich fibrin,an accelerator in wound healing: september 2016.a review	Dr. Tanya,	Asia pacific dental journal, vol 3, issue 3	Sep-16
58		Review	A light on comparative analysis of different techniques involved in periapical extrusion of debris: a reviewjan 2017	Dr. Tanya, Dr. Rajasekhar, Dr. Saurabh Arora, Dr. Mayur Kahate, Dr. Shristee Priya	. Asia pacific dental journal, vol 3, issue 3	Jan
59			An in vitro antimicrobial activity of sodium hypochlorite and chlorhexidine gluconate on e. Faecalis and s. Mutans in root canal..	Dr. Shrishtee Priya, Dr. Saurabh Arora, Dr. Vinay Oraon, Dr. Tanya Verma, Dr. Jaimesh Kumar Bhagat, Dr. Nitesh Kumar Shukla	Asia pacific dental journal, vol 3, issue 3	2017
60		Original research	Comparative analysis of three different irrigants on extruded debris during root canal treatment: an in vitro study. .	Dr. Tanya Verma, Dr. Rajasekhar Vemareddy, Dr. Saurabh Arora, Dr. Lenin Babu, Dr.Mayur Kahate, Dr. Vinay Oraon, Dr. Alok Gupta	J res adv dent ;8:1:70-74	2018
61		Original research	Fracture resistance of endodontically treated teeth restored using various root reinforcement methods: an invitro study.	Dr. T. Gunaranjan, Dr. Lenin Babu Thota, Dr. T. Lavanya, Dr. Suma Reddy, Dr. Priyadarshini, Dr. Tanya	J res adv dent;8:1:103-107.	2018
62		Original research	Association between middle ear infection and dental caries amongst children:a hospital based study.	Dr. Rahul Kumar Singh, Dr. Neerav Dutta, Dr. Jitendar Kumar, Dr. Tanya, Dr. Meenal Mathur Singh, Dr. Vijayendra Pandey	Int. J med resprof.,5(2):98-100	Mar-19

63	10.5005/jp-journals-10024-2691	Original research	In vitro analysis of different polishing systems on the color stability and surface roughness of nanocomposite resins.	Dr. Kiran Murthy Dhananjaya, Dr. Suneel V Vadavadagi, Dr. Sultan A Almalki, Dr. Tanya, Dr. Suraj Arora	J contemp dent pract xx(x);1-4	2019
64		Original research	Comparative evaluation of clinical, hematological and systemic inflammatory markers in smokers and non-smokers with chronic periodontitis	Dr. Vinayak Kanakdande, Dr. Kaustubh P Patil, Dr. Abhishek Singh Nayyar	Contemporary clinical dentistry	2015
65		Original research	Oral manifestations of patients with leprosy: a disease actually infectious but not always, still a stigma in society	Dr. Anand B Babu, Dr. A Ravikiran, Dr. Y Samatha, Dr. Abhishek Singh Nayyar, Mohammed Arif, Dr. Krishnaveni Buduru	Egyptian journal of dermatology and venereology	2015
66		Original research	Atypical lymphocytes and cellular cannibalism: a phenomenon, the first of its kind to be discovered in chronic periapical lesions	Dr. Ketki P Kalele, Dr. Kaustubh P Patil, Dr. Abhishek Singh Nayyar, Dr. Rutuparna S Sasane	Journal of clinical and diagnostic research	2016
67		Original research	Colour doppler-ultrasonography in oral squamous cell carcinoma: making ultrasonography more meaningful	Dr. Rahul Gandhi, Dr. Rahul Bhowate, Dr. Abhishek Singh Nayyar, Sweta Gandhi, Dr. Girish Dongarwar	Advanced biomedical research	2016
68		Original research	Kai-1 and p53 expression in oral squamous cell carcinomas: markers of significance in future diagnostic and possibly therapeutics	Dr. Namrata N Patil, Dr. Vijay Wadhwan, Dr. Minal Chaudhary, Dr. Abhishek Singh Nayyar	Journal of oral and maxillofacial pathology	2016

69		Original research	Colposcopy in pre-malignant lesions and oral squamous cell carcinoma: linking threads of clinical, histopathological and colposcopic inferences	Dr. Naphade Ujwala, Dr. Nayyar Abhishek Singh, Dr. Naphade Milind, Dr. Patil Prafulla, Dr. Patil Vidhya, Dr. Bhagat Bhushan, Dr. Qureshi Abdul Qahar, Dr. Wankhade Abhijeet	Journal of cancer research and therapeutics	2016
70		Review	Age estimation: current state and research challenges	Dr. Abhishek Singh Nayyar, Dr. B Anand Babu, Dr. B Krishnaveni, Dr. M Vaishnavi Devi, Dr. HC Gayitri	Journal of medical sciences	2016
71		Original research	Reliability of kvaal's and cameriere's methods of age estimation in a specific populace in central india	Dr. Abhishek Singh Nayyar, Dr. HC Gayitri, Dr. Milind V Naphade, Dr. Ujjwala M Naphade, Dr. Abdul Qahar Qureshi, Dr. Farooque Iqbal Siddiqui, Dr. Shaikh Shahed Anwar, Dr. Pooja Rasik Shroff	Indian journal of oral health and research	2016
72		Review	Osteoporosis: current state and need for screening with the help of oral health physicians	Dr. Y Udaya Sindhu, Dr. Abhishek Singh Nayyar, Dr. K Siddhartha, Dr. B Kartheeki, Dr. D Bhargavi	Indian journal of health sciences	2016

73		Original research	Digital panoramic radiography: an aid in the early detection of osteoporotic signs	Dr. Y Udaya Sindhu, Dr. Y Samatha, Dr. A Ravikiran, Dr. P Rama Swamy, Dr. Abhishek Singh Nayyar, Dr. B Kartheeki	Archives of medicine and health sciences	2016
74		Review	Dermatoglyphics: revival in oral pre-cancers and cancers, a review	Dr. N Lakshmana, Dr. Abhishek Singh Nayyar, Dr. A Ravikiran, Dr. Y Samatha, Dr. Vamsi B Pavani, Dr. B Kartheeki	Chrimed journal of health and research	2017
75		Original research	Role of digital and palmar dermatoglyphics in early detection of oral leukoplakia, oral submucous fibrosis and oral squamous cell carcinoma patients	Dr. Lakshmana N, Dr. Ravikiran A, Dr. Samatha Y, Dr. Abhishek Singh Nayyar, Dr. Vamsi Pavani B, Dr. B Kartheeki	Advances in human biology	2016
76		Original research	Retrospective analysis of discrepancies between clinical and histopathological diagnoses in head and neck lesions: an institutional study with 10 years database	Dr. Ketki P Kalele, Dr. Noopur Kulkarni, Dr. Kaustubh P Patil, Dr. Abhishek Singh Nayyar, Dr. Meena Kulkarni, Dr. Prachi Atram	Oral and maxillofacial pathology journal	2016
77		Original research	Reliability of colposcopic descriptive appearances in oral pre-cancers-a clinico-patho-colposcopic study	Dr. Abhishek Singh Nayyar,	Austin journal of cancer and clinical research	2015
78		Original research	Serum I-fucose levels as a potential biomarker in the early detection of oral potentially malignant epithelial lesions and oral squamous cell carcinoma: an original research article	Dr. Farheen Khan, Dr. Rakhi Chandak, Dr. Abhishek Singh Nayyar, Dr. Ajay Chandran, Dr. Sivagami Nachiappan, Dr. G Venkateshwara Reddy	Journal of current oncology	2019



79		Original research	Dyslipidemia in hiv infected and aids patients: association of serum lipids with hiv status, a cross-sectional study	Dr. Abhishek Singh Nayyar,	Journal of medicine in the tropics	2019
80		Original research	Craniofacial morphology of hiv infected adolescents on highly active antiretroviral therapy (haart): an original research	Dr. Abhishek Singh Nayyar,	Journal of medicine in the tropics	2019
81		Case report	Gorlin cyst in maxilla: a clinical and histological rarity	Dr. Abhishek Singh Nayyar,	International journal of head and neck pathology	2018
82		Original research	Prevalence of pathologic findings in maxillary sinuses in asymptomatic patients using cone beam computed tomography	Dr. Abhishek Singh Nayyar,	International journal of head and neck pathology	2018
83	101738774	Original research	In vitro evaluation of smear layer removal ability of azadirachta indica & morinda citrifolia	Dr. Vamsee krishna. N Dr. Arunodaya reddy Dr. Swapnika.P Dr. Rakesh G	International journal of dental science & innovative research	2019
84		Original research	Fracture resistance of endodontically treated teeth restored using various root reinforcement methods :an in vitro study	Dr. T. Gunaranjan Dr. Lenin babu T Dr. T. Lavanya Dr. Suma Dr. Reddy priyadarshini Dr. Tanya	Journal of research & advancement in dentistry	2018
85	194032	Original research	Comparative evaluation of microhardness of dentin treated with 4% titanium tetra fluoride & 1.23% acidic phosphate fluoride gel before & after exposure to acidic ph: an ex vivo study	Dr.vivek kandanuru, Dr. Koppolu madhusudhana, Dr. Vamsi krishna Dr.Ramachandrani, Dr. Harish madhav vitta, Dr. Lenin babu	Journal of conservative dentistry	2016

86		Original research	Root canal morphology of mandibular central incisors in nellore population	Dr. Lenin babu thota Dr. . T. Gunaranjan Dr. Vamsee krishna. N Dr. Meela sridhar Dr. Arunodaya Reddy EC Dr. Koppolu madhusudhana	International journal of oral care & research	2015
87		Original research	Restoration of endodontically treated tooth with three different post systems : an in vitro study	Dr. Lenin babu thota, Dr. T. Gunaranjan, Dr. Vamsee krishna. N	Annals & essences of dentistry	2014
88		Original research	Evaluation of dentinal damage after root canal preparation with protaper universal, twisted files & mtwo rotary systems : an in vitro study	Dr. Vamsee krishna. N Dr. Chinni Suneel kumar Dr. Vinod Babu mathew Dr. Arunodaya Reddy EC Dr Lenin Babu T	International journal of medical & applied sciences	2014
89		Original research	Effect of morinda citrifolia juice & triphala as root canal irrigants on sealer penetration depth in to the dentinal tubules: a confocal laser microscope study	Dr. Durgabhavani gondi Dr. Koppolu madhusudhana Dr. Chinni suneel kumar Dr. Anumula lavanya Dr. Govula kiranmayi Dr. Lenin babu t	Annals & essences of dentistry	2015
90		Original research	Evaluation of shear bond strength of posterior composite resin on dentin with three different sixth generation self etching bonding agents: an in vitro study	Dr. Asim bikash maity Dr. Debaprasad das Dr. Anirban bhattacharya Dr.sanhita goswami Dr. Saurav bhattacharya Dr. Mrinmoy chakraborty	Jode, kolhan university,	2018
91		Original research	Comparison of microleakage of different direct composite resins with cention-n : an in vitro study	Dr. Samiran sinha Dr. Soumita maity Dr. Anirban bhattacharya Dr. Debaprasad das Dr. Asim bikash maity Dr. Mrinmoy chakraborty	Jode, kolhan university,	2018
92		Original research	Radix entomolaris : an enigma for endodontist	Dr. Shashank saurav Dr. Ankita agarwal Dr. Mrinmoy chakraborty Dr. Kumar piyush	International journal of enhanced research in medicines & dental care.	2016

93		Original research	Restoration of grossly carious & attrited teeth by the ceramic onlay	Dr. B.k. Singh Dr. Chi koy wang Dr. Mrinmoy chakraborty Dr. Somnath pal	Journal of clinical research in dentistry	2016
94	Pmid25992331	Review article	Probiotics: healthy bugs and nourishing elements of diet	Dr. V. Pandey Dr. V. Beriwal, Dr. N. Solanki, Dr. NS Malik	Journal of indian society of preventive and community dentistry	2015
95	Pmid 26604961	Original article	Effect of the use of snuff on the levels of interleukin 1 and interleukin 8 in the gingival crevicular fluid of ;periodontitis patients	Dr. V Pandey. Dr. Sa Salam, Dr. A Moda, Dr. P. Agarwal, Dr. S Nath, Dr. S.J. Phulikotil	Dental research journal	2015
96	Pmid 27114950	Original article	Impact pf dental neglect score on oral health among patients receiving fixed orthodontic treatment	Dr. V Pandey, Dr. S Chandra, Dr. HP Dilip kumar, Dr. A Gupta, Dr. PP. Bhandari, Dr. P Rathod	Journal of indian society of preventive and community dentistry	2016
97		Original article	Analysis of rugae pattern in ranchi and patna population	Dr. S Chandra, Dr. V pandey, Dr. A Wasti, Dr. S.S. Mangat, Dr. JK Bhagat, Kimar Singh	Journal of international oral health	2016
98		Original article	Evaluation of preparedness at dental clinics for medical emergency	Dr. V Pandey, Dr. R singh, Dr. Sushma KN , Dr. Anil Kumar, Dr. Ranjan, Dr Anup Kumar Singh	International journal of medical research professionals	2016
99		Original article	Effect of diode laser on clinical parameters in aggressive periodontitis patients	Dr. V pandey, Dr. N Dutta, Dr. R singh, Dr. Satyendra, Dr. CK . Singh, Dr. Anup kumar	International journal of contemporary medical research	2016
100		Review article	Retrograde peri implantitis	Dr. R Singh, Dr. V Pandey, Dr. V. Kumar, Dr. AK Mishra	Journal of advanced medical and dental science research	2016
101		Original article	Evaluation of oral health status among patients in drug rehabilitation centre	Dr. R singh, Dr. Satish Chandra, Dr. SK. Sahu, DR. V Pandey, Dr. G Kaur, Dr. S kumar	International archives of integrated medicine	2016

102		Original article	Comparison of finger print patterns in patients with and without oral submucous fibrosis- a dermatoglyphics study	Dr. N Dutta, Dr. R Shetty, Dr. V Pandey, Dr. S K Nayak, Dr. N Rathore	International journal of contemporary medical research	2016
103			Assessment of cytomorphometric features of oral squames from buccal mucosa of tobacco users using oral brush biopsy an exfoliative cytological study	Dr. S Mukherjee, Dr. N Dutta, Dr. A Roy, Dr. R Shetty, Dr. Sushma KN, Dr. V Pandey	Annals of international medical and dental reserach	2016
104		Review article	A review of quackery in dental practice	Dr. Sushma KN, Dr. S Kumar, Dr. V Pandey, Dr. Mayur, Dr. M Prakash, Dr. A K Singh	International journal of current innovation	2017
105		Original article	Dental extraction in patients on antiplatelet therapy	Dr. Sushma KN, Dr. JN Shetty, Dr. V Pandey, Dr. S Mukherjee, Dr. S Kumar	International journal of recent surgical and medical sciences	2017
106		Original article	Sex determination by evaluation of barr bodies in buccal smears- a north indian study	Dr. A Chandra, Dr. V Pandey, Dr. R Bali, Dr. S Gupta, Dr. A Agnihotri	International journal of scientific research	2018
107		Original article	Assessment of piezoscision and its ;periodontal transversal effects in class ii malocclusion patients	Dr. V Pandey, Dr. S Chandra, Dr. N Biswas, Dr. S Kumar, Dr,. S Singh, Dr. M Kumar	Annals of international medical and dental research	2018
108		Original article	Assessment of correlation between obesity and periodontitis	Dr. V Pandey, Dr. K P Khan, Dr. N Yadav, Dr.J K Jha, Dr. M Kmar, Dr. S Singh	International journal of contemporary medical research	2018
109		Original article	Antibiotics- aren't we overprescribing	Dr. N Kshyap, Dr. R Dubey, Dr. A Avinash, Dr. B Kumar, Dr. V Pandey, Dr. D Bhansavali	International journal of current research	2018
110		Original article	Corelation between periodontal disease, abo blood groups and their secretor status	Dr. K P Khan, Dr.V Pandey, Dr. M Kumar, Dr. N Singh, Dr. S Singh, Dr. P Kumari	International journal of scientific research	2018

111		Original article	Neuralgia or odontalgia	Dr. S Kumar, Dr. V Pandey, Dr. Sushma KN, Dr. N Srivastava, Dr. C Kumar	International journal of current research	2018
112		Original article	Estimation of gingival blood glucose using a sensitive self monitoring device in periodontitis patients	Dr.V Pandey, Dr. A Chandra, Dr. D Kumar, Dr. A K Singh, Dr. Priyankesh, Dr. A K Gupta	International archives of integrated medicine	2019
113		Original article	Evaluation of dental cbct in assessing the furcation involvement in mandibular molars	Dr. V Pandey, Dr. A Chandra, Dr. D Kumar.....	Annals of international medical and dental research	2019
114		Original article	Acidogenic and erosive potential of pediatric liquid medications- a sem based study	Dr. R K Singh, Dr. Pranav, Dr. Md Imran, Dr. A Khan, Dr. K Kalita, Dr. V Pandey	Annals of international medical and dental research	2019
115		Original article	Comparative evaluation of dental fluorosis and iq in jharkhand population	Dr. A Chandra, Dr. V Pandey, Dr. D Kumar, Dr. N Yadav, Dr. M.Prakash, Dr. Ak Singh	International journal of scientific research	2019
116		Case report	Angiofibroma on cheek mucosa: a rare entity and its management with laser.	Dr. Rajesh Thakur, Dr. Ellora Madan, Dr. Akhilesh Tomar, Dr. Manu Arora	Journal of cutaneous and esthetic surgery	2014
117		Original research	Evaluation of biological effect of platelet rich fibrin on the proliferation and osteogenic differentiation of cultured human dental pulp stem cell	Dr. Akhilesh Tomar, Dr. Akanksha Bhatt, Dr. Vandana Pant, Dr. A.B.Pant	World journal of pharmacy and pharmaceutical sciences	2016
118		Case report	Regenerative process of prf in necrotic pulp	Dr. Shilpi Gupta, Dr. Vikas Verma, Dr. Satendra Singh, Dr. Akhilesh Tomar	Clinical dentistry	2016

119		Original research	Comparative analysis of snores and non snores using cephalometric analysis.	Dr. Shubash Chandra, Dr. Akhilesh Tomar, Dr. Amit Kumar Singh, Dr. Vinit Kumar Singh, Dr. Deepak Kumar, Dr. Neha Singh	International journal of med research	2018
120		Original research	Role of periodontist in screening diabetes- a correlation of clinical and biochemical parameters.	Dr. Akhilesh Tomar, Dr. Neha Singh, Dr. Manish Prakash, Dr. Sandeep Saurabh, Dr. Swati Murmur, Dr. Vijayendra Pandey	Annals of international medical and dental research	2019
121		Original research	Assessment of prevalence of pathologic migration of anterior teeth in a sample of indian subject with moderate to severe perodontitis	Dr. Neha Singh, Dr. Akhilesh Tomar, Dr. Amit Wasti, Dr. Jyoti Wasti, Dr. Vijayendra Pandey	International journal of scientific research	2019
122		Case report	Management of young permanent teeth	Dr. Vijay.D, Dr. Ravisekhar. M	Indian journal of dental sciences	2012
123		Original research	Characteristic features of primary dentition in dharwad&tibetan children	Dr.Vijay Duggi, Dr. Shyamsundar, Dr T. Kotajan, Dr J. Narendradev	Andra pradesh state dental journal	2012
124		Review article	Early childhood caries association of paediatrics&paedodontists-need of the day.	Dr. Vidyasagar, Dr. C. Ashok, Dr. Shradha, Dr. Shantanu, Dr. Dwijendra, Dr. Vijay.D	(maharaja krishna kumar singhji) bhavnagar university journal of dentistry	2013
125		Scientific report	Evaluation of 2 stage injection technique in children	Dr. V. Sandeep, Dr. Manikya, Dr. P. Jyotsna, Dr. Vijay.Duggi	American dental society of anesthesiology	2015
126		Review article	Autistic children are special	Dr. Vijay Duggi, Dr. Kotaiah, Dr. J. Narendra, Dr. Shyamsundar	Andhra pradesh state dental journal	2012
127		Original research	Gingival health and plaque removal assessment by neem stick and toothbrush: a comparative study	Dr. Akhilesh Chandra, Dr. Vipin Kumar Sharma, Dr. Navpreet Kaur, Dr. Archana Agnihotri, Dr. Punit Bharadwaj, Dr. Anjani Kumar Shukla	International journal of medical research professionals	2018
128		Case report	Dental root agenesis following radiation and anti-neoplastic therapy: a case report	Dr. Abdul Hafiz, Dr. Abdulla Mufeed, Dr. Punit Bharadwaj, Dr. Dinesh Rao	Journal of indian society of pedodontics and preventive dentistry	2016



129		Case report	Compound odontoma impacting maxillary central incisors in a 9 year old patient	Dr. Punit Bharadwaj, Dr. Abdul Hafiz, Dr. Jophie Paikatt, Dr. Shaniya Sain, Dr. Priyanka Chand Kaushik	Journal of dental panacea	2014
130		Case report	Eumorphic median mandibular supernumerary incisor in mixed dentition	Dr. Punit Bharadwaj, Dr. Jeevendra Nath Shukla, Dr. Kamlesh Singh	Journal of clinical research in dentistry	2013
131		Case report	Surgical exposure of ectopically partially erupted maxillary central incisor with frenectomy procedure – a case report	Dr. Mohd. Azmatullah, Dr. Sanjay Gupta, Dr. Monika Kaul, Dr. Avdhesh Kumar, Dr. Punit Bharadwaj, Dr. Shalini Kaushal	Journal of pearl dent	2011
132		Review	Space management in paediatric dentistry	Dr. Bobby Wilson, Dr. Jumol Joseph, Dr. Punit Bharadwaj, Dr. Priyanka Chand Kaushik	Journal of dental panacea	2014
133		Original research	Evaluation of self medication practice and associate drug induced oral reaction , in the rural town of garhwa	Dr. Vishal Singh, Dr. Vinay Kumar Gupta, Dr. Sumit Singh , Dr. Amit Kumar, Dr. Mishra, Farad Siddique	International journal of oral health and medical research	2016
134		Original research	Effectivte of five type of denture cleansers on three type of denture base resins	Dr. Vinay Kumar Gupta, Dr. Raghual Kumar Singh, Dr. Visha Singh, Dr. Sumit Singh , Dr. Vidya Vadidya, Dr. Amit Kumar, Dr. Kumar Mishra	International journal of medical research professionals	2016
135		Original research	Assesement of cases of periimplantitis a clinical study	Dr. Vishal Singh , Dr. Amit Kumar Mishra	Annals of international medical and dental research	2019
136	Pubmed index	Original research	Clinical and historical comparison of polyglycolic acid suture with black silk suture after minor oral surgical procedure.	Dr. R. Balamurugan, Dr. Masroor Mohamad, Dr. Vijayendra Pandey, Dr. Harikrishna Rao, Dr. Katkarneni, Dr. K.R.Ashok Kumar.	The journal of contemporary detnal practice	2012
137	Pubmed index	Original research	A clinical study to correlate maxillary anterior natural teeth with that of the commercially available acrylic and porcelain shade guides.	Dr. Punit R.S Khurana, Dr. P.Vivek Thomas, Dr. Soudhamani.V.Rao, Dr. R.Balamurugan, Dr. Mohan Preet Sing.	The journal of contemporary detnal practice	2013

138	Pubmed index	Original research	A cephalometric study to determine the center of antero-posterior curve of occlusion in the cranium.	Dr. Thota Kiran Kumar, Dr. Vivek Thomas, Dr. Sanjay Nilawar, Dr. R.Balamurugan, Dr. Baldeep Sing Marwaha, Dr. V.Vinod.	The journal of contemporary dental practice	2013
139	Pubmed index	Original research	Role of botrops atrox in wound healing + bleeding.	Dr. K.R.Sunil Kumar, Dr. Srinidhi Dr. Shruthi.R. Dr. R.Balamurugan.	Clinical study journal	2007
140		Original research	A comparative study to determine the wettability and costability of different elastomeric impression material	Dr. G.Vivekanandana Reddy, Dr. Nisinhasha Reddy, Dr. Jay Prakash Littgi, Dr. K.N. Jagadeesh	Contemporary dental practice	2012
141		Original research	Behavior seating of completed denture patients volume (13) issue -2	Dr. A.Sridhar, Dr. G.Vivekananda Reddy, Dr. Giriddhar Reddy	Contemporary dental practice	2012
142		Case report	Flabby ridge management by unconfining freely flowing impression material.	Dr. Vishwadeepak Singh, Dr. Nadeem Yunus, Dr. Khurshid Mattoo.	Ijmrr	2020
143		Case report	Flangeless complete denture and obliterated labial vestibule space.	Dr. Vishwadeepak Singh, Dr. Roma Goswami, Dr. Nupur Rathi.	Ijmrr	
144		Case report	Immediate complete denture with adenture try in – case report”	Dr. Vishwadeepak Singh, Dr. Pulkit Jain, Dr. Khurshid A Mattoo	Ijmrr	2020
145		Case report	Liquid supported denture: a solution to flabby ridge.	Dr. Sumit Kumar Misra, Dr. Vishwadeepak Singh, Dr. Kuldeep, Dr. Naeem Ahmad.	International journal of medical sciences	2019
146		Review article	Denture adhesive and zinc toxicity	Dr. Vishwa Deepak Singh, Dr. Sumit Kumar Misra, Dr. Vikas Singh, Dr. Vivek Misra, Dr. Pankaj Kumar Yadav, Dr. Anshuman Chaturvedi.	International journal of medical sciences	2019
147		Original research	Effects of laboratory disinfecting agents on dimensional stability of three commercially available heat-cured denture acrylic resins in india: an in-vitro study.	Dr. Jayaprakash Mugur Basavanna, Dr. Ravikanth Dr. Haridasjare, Dr. Rana Kalappattil Varghese,	Journal of clinical and diagnostic research	2016

148		Case report	Muco-cutaneous keratoacanthoma involving maxillary lip.	Dr. Khurshid A Mattoo, Dr. Manas Singh, Dr. Vishwadeepak Singh.	Journal of research and advance dentistry	2015
149		Original research	Oral stereognosis pattern in patients with dental prosthesis in the elderly population.	Dr. Vishwadeepak Singh, Dr. Khurshid A Mattoo	International journal of oral health and medical research	2015
150		Original research	Are dental training programs heading towards ecological disaster – results from a survey	Dr. Khurshid Mattoo, Dr. Vishwadeepak Singh, Dr. Rishabh Garg	Journal of oral surgery, oral medicine, and oral radiology	2014
151		Case report	Hollow maxillary denture: double flask technique.	Dr. Roma Goswami, Dr. S.P.Singh, Dr. Vishwadeepak Singh	International journal of clinical experimental physiology	2014
152		Original research	Disinfectant are nightmare of microbes on toothbrushes – an in vivo study	Dr. Abhishek Anand, Dr. Deepti, Jawa Singh, Dr. Rani Somani, Dr. Shipra Jaidka, Dr. Zohra Jabin	University index journal issn no 2395 6984	2017
153		Review article	Biological tooth restoration – nature's own alternative for esthetic rehabilitation : a review	Dr. Abhishek Anand, Dr. Jalendra Prasad	University index journal issn no 2395 6984	2017
154		Original & clinical research	Lactobacillus gg and acute diarrhoea in young children in India	Dr. Jalendra Prasad, Dr. Dinesh, Kumar, Dr. Abhishek Anand, Dr. DRPS Singh	Indian medical journal index medicus by nic new delhi	2018
155		Type-1 original research	An in vitro comparative evaluation of fracture resistance of custom made, metal, glass fibre reinforced and carbon reinforced posts in endodontically treated teeth	Dr. Subhas, Dr. Sonkesriya, Dr. Santosh T Dr. V. Saravanan. P. Somasundaram, Dr. Rashmi Singh Chauhan, Vishwait, Dr. Ramprakash Chaurasia	International Journal of current research	2015
156	Issn: 0975-833x	Type-1 case report	Asymptomatic eagle's syndrome - a rare case report a unique case of aspergillosis involving the maxillary antrum	Dr. Amit Kumar Roy Dr. Santosh T Dr. Sanjeet Kumar Das Dr. Sk Abdul Mahmuddr Dr. Neha Shah	International Journal of current research	2018

**CRITERION-III Point-3.3.4****Annexure-4**

3.3.4 Number of books and chapters in edited volumes/books during the last five years						
Sl.no	UGC-CARE ID	Publication Type	Publication Title	Author-name	Publisher-name	Year
1	ISBN 978-93-81714-82-9	Book publication	Digitilization in prosthodontics	Dr Amit Kumar Mishra	DENTOMED PUBLICATION HOUSE	2019
2	ISBN 978-93-88535-18-2	Book publication	Contemporary Forensic Dentistry	Dr. Akhilesh Chandra	SCIENTIFIC INTERNATIONAL PVT LTD	2017
3	ISBN 978-93-8729-897-8	Book publication	Concept of Laboratory Techniques in Biology	Dr. Vinay Oraon	BRILLION PUBLICATIONS	2018
4	ISBN 978-93-88535-18-2	Book publication	Contemporary Forensic Dentistry	Dr. Shubha Pawar	SCIENTIFIC INTERNATIONAL PVT LTD	2017

**CRITERION-III Point-3.4.1****Annexure-5**

3.4.1 (QnM) Number of extension and outreach activities carried out in collaboration with National and International agencies, industry, community, Government and Non-Governmental Organisations engaging NSS/NCC/Red cross/YRC/institutional clubs etc. during the last five years				
3.4.2 (QnM) Average percentage of students participating in extension and outreach activities engaging/NSS/NCC/Red Cross/ YRC/ Institutional club setc., during the last 5 years				
Year	Name of the activity	Organising unit/ agency/ collaborating agency	Number of students participated in such activities	Number of teachers participated in such activities
2018-19	Health camp in rural villages	Guri Bandar Village rural developement	40	5
2018-19	Health camp in rural villages	Marathiya rural village developement	60	5

2018-19	Health camp in rural villages	Medhna, Khurd Village development	90	5
2018-19	Health camp in rural villages	Kadhwan rural village development	40	4
2017-18	treatment camp	Sidha rural development	50	3
2017-18	screening and health education camp	Ursugi rural deveelopment	50	4
2017-18	Distribution of Chat pooja groceries	Prenapramardh Prayag Ashramam & Vananchal Educational & Welfare Trust	40	6
2017-18	treatment camp	Dev. Public school private agency	40	5
2017-18	treatment camp	Jhura rural development	50	6
2017-18	Free community marriages	Prenapramardh Prayag Ashramam & Vananchal Educational & Welfare Trust	200	10
2017-18	Blanket distribution	Prenapramardh Prayag Ashramam & Vananchal Educational & Welfare Trust	50	4
2016-17	screening and health education camp	Sidha rural development	40	4
2016-17	Treatment camp	Dev. Public school private agency	60	6
2016-17	Treatment camp	Devi Dham Obra rural villages development	60	4
2016-17	observation of important events and National health programs	Vananchal Educational & Welfare Trust	50	5
2016-17	Treatment camp	Birbandha rural village development	100	8
2016-17	Distribution of Chat pooja groceries	Jhura rural development	120	8
2016-17	treatment camp	Farathiya rural village development	60	6
2016-17	Blanket distribution	Jhura rural development	50	5
2015-16	Treatment camp	Birbandha rural village development	60	4

2015-16	Free community marriages	Devi Dham Obra rural villages development	140	6
2015-16	Treatment camp	Farathiya rural village development	60	4
2015-16	Distribution of Chat pooja groceries	Prenapramardh Prayag Ashramam & Vananchal Educational & Welfare Trust	150	10
2015-16	Treatment camp	Surrounding areas of college	40	4
2015-16	Blanket distribution	Prenapramardh Prayag Ashramam & Vananchal Educational & Welfare Trust	40	7
2015-16	Treatment camp	Devi Dham Obra rural villages development	40	4
2015-16	observation of important events and National health programs	Vananchal Educational & Welfare Trust	60	4
2014-15	Treatment camp	Surrounding Areas of College	20	4
2014-15	Treatment camp	Farathiya rural village development	20	5
2014-15	Distribution of Chat pooja groceries	Prenapramardh Prayag Ashramam & Vananchal Educational & Welfare Trust	120	5
2014-15	Treatment camp	Jhura rural development	50	4
2014-15	Free community marriages	Prenapramardh Prayag Ashramam & Vananchal Educational & Welfare Trust	210	9
2014-15	Blanket distribution	Prenapramardh Prayag Ashramam & Vananchal Educational & Welfare Trust	42	4
2014-15	Treatment camp	Farathiya rural village development	100	7
2014-15	observation of important events and National health programs	Vananchal Educational & Welfare Trust	50	3
2014-15	Screening and health education camp	Dev. Public school private agency	20	3



**Dental Community services**

The Vananchal Dental College & Hospital delivers its services not only to those who are visiting the College & Hospital but also to those in remote areas.

The institution takes up its social responsibility actively towards the neighborhood community; thereby it has been organizing number of extension activities for the cause of community through various outreach programmes ranging from invited talk, counseling, awareness programmes, rallies, distribution of pamphlets, street plays and dental camps arrangement and distribution of medicines etc.

The annual and regular health programmes identified by the Vananchal Educational and Welfare trust and Dental Council of India (DCI) observed both in and out of the campus. We actively participates in fluoride effected people health care survey, preventive mechanism and reaching medical services to the remote places of Garhwa and Palamu districts and weaker and isolated section of the society.

**The following are some of the programmes organized by the institution:**

- Swachh Bharat is practiced in our campus; awareness programmes are conducted and actively participated with cleaning programmes in nearby villages jointly with district administration.
- Adoption of Villages under Swachh Bharath Summer Internship Programme.
- AIDS prevention and Blood Donation programmes are organized jointly with State Government Health Donation Department, in which donation of blood by the staff and students.
- Awareness programmes on Dental Health & Hygiene, Sanitation and need for nutritious and balance diet are arranged.
- Awareness programmes on Fluoride water affected villages and Prevention measures to be explained to the people.
- Awareness programmes on tobacco chewing, use of tobacco products, different cancers are explained to the young people of villages.

- Organize the Health Camps and Satellite dental clinics in rural villages of Garhwa district.
- Extension activities are carried out in collaboration with different religious, social and voluntary organizations and government agencies like Health and Education Departments.
- Health activities are carried out in all geographical locations namely rural, urban & tribal places.
- All these extension activities helps the students to mingle and share with social workers, school teachers, administrators, voluntary organizations, health department and public for their holistic development.
- Organized Gandhi Jayanthi and this occasion various competitions were organized like Essay Writing, Quiz, Drawing, Rangoli, Painting etc.
- Organized dental Departments foundation or father of subject days for knowledge of students ex Oral pathology day, Oral hygiene day, World health Day, Doctor's day.



Swacha Bharat



Plastic Waste free Campaign



Gandhi Jayanthi



Jala Sakthi Abhiyan



Tobacco De- Addiction Center



International Yoga Day




Anti- Ragging Awareness campaign



Blood Dontation Programme

### **CONTIOUS DENTAL EDUCATION PROGRAMME ( CDE)**







Oral Pathologist Day



Teachers Day



Theme based Event Drawing and Essay Writing Competitions

### Health Camps







**OUR HEALTH CAMP TEAM**

**List of Functional Collaborative Activities**

Year of commencement of the MoU	Title of the MoU	Name of the partnering institution/ industry /research lab/corporate house with contact details	Duration	List the actual activities under each MoU	Number of students/teachers participated under the MoUs	Link to the relevant document
			(From-To)			
2018-19	1. Internship Training for Dental students 2. Diagnosis and treatment of industry workers 3. diagnosis treatment of school children	1. SADAR GOVT HOSPITAL 2. BCCL	Unlimited	1. Screening of OPD Patients in SADAR Hospital 2, screening , diagnosis treatment of Industry workers of BCCL 3. preventive measures of tooth decay in school children	100	
2017-18	1. Internship Training for Dental students 2. Diagnosis and treatment of industry workers 3. diagnosis treatment of school children	1. SADAR GOVT HOSPITAL 2. BCCL 3. JAYANIKETAN PUBLIC SCHOOL	Unlimited	1. Screening of OPD Patients in SADAR Hospital 2, screening , diagnosis treatment of Industry workers of BCCL 3. preventive measures of tooth decay in school children	100	



2016-17	1. Internship Training for Dental students 2. Diagnosis and treatment of industry workers 3. diagnosis treatment of school children	1. SADAR GOVT HOSPITAL 2. BCCL 3. JAYANIKETAN PUBLIC SCHOOL	Unlimited	1. Screening of OPD Patients in SADAR Hospital 2, screening, diagnosis & treatment of Industry workers of BCCL 3. preventive measures of tooth decay in school children	100	
2015-16	1. Internship Training for Dental students 2. Diagnosis and treatment of industry workers 3. diagnosis treatment of school children	1. SADAR GOVT HOSPITAL 2. BCCL 3. JAYANIKETAN PUBLIC SCHOOL	Unlimited	1. Screening of OPD Patients in SADAR Hospital 2, screening, diagnosis & treatment of Industry workers of BCCL 3. preventive measures of tooth decay in school children	100	
2014-15	1. Internship Training for Dental students 2. Diagnosis and treatment of industry workers 3. diagnosis treatment of school children	1. SADAR GOVT HOSPITAL 2. BCCL 3. JAYANIKETAN PUBLIC SCHOOL	Unlimited	1. Screening of OPD Patients in SADAR Hospital 2, screening, diagnosis & treatment of Industry workers of BCCL 3. preventive measures of tooth decay in school children	100	

### CRITERION-III Point-3.5.1

### Annexure-8

340



**Vananchal Dental College & Hospital**  
 (Run Under Vananchal Educational & Welfare Trust)  
 Approved by Dental Council of India, New Delhi  
 Recognized by Ministry of Health & Family Welfare, Govt. of India  
 N.O.C by Govt. of Jharkhand  
 Affiliated to Nilamber Pitamber University, Medininagar  
**Farathiya, Hoor, Garhwa, (Jharkhand) - 822114**  
 Phone No- 06584-290451, 290272, Fax-06561-299001.  
 E-mail:- vdch\_garhwa@rediffmail.com, Website:- www.vananchaltrust.org

Date- 16.11.2019

To  
M/s Grasim Industries Ltd.,  
Rehla, Palamu, Jharkhand.

From,  
Dr. A. K. Sinha,  
Hospital Superintendent,  
VDCH, Garhwa.


Sub- Regarding posting of doctors in the Satellite Clinic situated at Grasim Industries Hospital, Rehla.

Dear Sir,

As per the MOU signed between us, the following doctors of Vananchal Dental College Hospital and Devki Mahaveer Homoeopathic Medical College and Research Hospital, Run Under Vananchal Educational & Welfare Trust, Garhwa, are being posted at satellite clinic situated at Grasim Industries Ltd. Rehla on every Wednesday and Saturday as per your hospital hour.

1. Dr Jyotish Jha , MDS (OMR), VDCH
2. Dr. Jagannath Singh, DMHMCRC

Thanking you,

Your's faithfully  
  
 (Dr. A K Sinha)  
 VDCH, Garhwa

**M.O.U. with Grasim Industries, Rehla, Palamu.**

### Memorandum of Understanding (MOU)

Memorandum of Understanding is signed between the Management of M/s Grasim Industries, Rehla, Palamu and Hospital Superintendent, Vananchal Dental College & Hospital, Farathiya, Garhwa for running the satellite clinic. The following arrangement are to be provided by Vananchal Dental College & Hospital and Management of the M/s Grasim Industries.

- 1) The management of Vananchal Dental College & Hospital will provide dental chair with all accessories for the treatment of attending dental patient.
- 2) No charges will be imposed to the employee patient by the Vananchal Dental College & Hospital.
- 3) The dental college will make available dental BDS doctors and MDS (P.G) doctors who will attend the expertise treatment, which will required to the patient.
- 4) The dental doctors after examine the patient the treatment will be provided and if any expertise treatment will be required then the patient will be referred to the Vananchal Dental College & Hospital for expertise treatment.
- 5) The cost of expertise treatment and material used for treatment will be realize on subside basis at college hospital.
- 6) The charges of X-ray & OPG will be borne by the patient at the time of treatment at Vananchal Dental College & Hospital, Garhwa.
- 7) Medicines and chemicals required to be used in-course of treatment will be borne by M/s Grasim Industries, Rehla.
- 8) Schedule of expert/PG doctors will be finalize by the attending doctors and representative of M/s Grasim Industries.
- 9) As per discussion with M/s Grasim Industries and Vananchal Educational & Welfare Trust, Garhwa the homoeopathic doctors will be spare from Devki Mahaveer Homoeopathic Medical College and Research Hospital for treatment of patient/employee of M/s Grasim Industries free of cost.

The following items are required by the M/s Grasim Industries for smooth treatment of the patients.

- (i) Place with good ventilation and hygienic room, tools, table, stationery, furniture will be provided by M/s Grasim Industries free of cost for running satellite clinic.
- (ii) Electricity, Water supply, Chemical and any material required for treatment will be provided by M/s Grasim Industries.
- (iii) The patient who attend in satellite clinic will be identify by M/s Grasim Industries and prepared OPD card. The identification etc. will be responsibility of M/s Grasim Industries.

The place for attending homoeopathic doctor will be provided by M/s Grasim Industries. Any medical emergency for homoeopathic treatment will be provided by the homoeopathic doctor at the college and hospital. The identification etc. will be responsibility of M/s Grasim Industries.

Subject to the following understanding:-

1. Students, teacher, doctors of the above colleges will be abide the rules and regulation of M/s Grasim Industries.
2. Any Instruction/Direction Issued by M/s Grasim Industries will be binding for both Vananchal Educational & Welfare Trust and M/s Grasim Industries.
3. The in charge of the hospital will responsible for distribution of medicine, vaccine or any programme sponsored by M/s Grasim Industries.



Hospital Superintendent  
Vananchal Dental College & Hospital  
Farathiya, Garhwa, Jharkhand



M/s Grasim Industries  
Rehla, Palmu, Jharkhand



*Letter from Govt of Jharkhand*  
*for*  
*M.O.U. with Sadar Hospital, Garhwa*  
*&*  
*M.O.U. with Sadar Hospital, Garhwa*  
*on next page*





Ministry of Health, Family Welfare,  
Medical Education & Research  
Government of Jharkhand  
Nepal House, Doranda  
Ranchi 834 002  
Phone : 91-651-2491033, 2490553  
Fax : 91-651-2490314  
E-mail : ppsharma\_2002@yahoo.co.in

Letter No.

3.5- Collaborative  
HOU's

Ranchi, dated :

2 (iv)  
(A-4)

To,  
The Civil Surgeon-cum-chief Medical Officer,  
Garhwa.

Sub: To provide facility in the Garhwa District Hospital to Vananchal Educational & Welfare Trust.

Ref: (i) Your Letter No. 1134 dated 07-10-2003  
(ii) This Office Letter No. 194(2)-2/Dental 8-07/03 dated 09-07-2004.

Sir,

Please refer to the subject mentioned above, it is to inform you that permission has already been granted to Vananchal Educational & Welfare Trust to establish the Dental College & Hospital with a condition that proposed Dental College shall get itself tied up with a Government General Hospital, Garhwa until and unless infrastructure of 100 bedded hospital is developed by the Vananchal Trust.

In view of above, it is therefore directed that necessary facilities may be provided to Vananchal Educational & Welfare Trust so that at least treatment of O.P.D. indoor dental patients may begin by the Trust.

The above arrangement may be continued till infrastructure of Dental College & Hospital with 100 sets is developed by the Trust.

Yours faithfully,

S/d  
(P. P. Sharma)

Memo. No. 207 (Hs)

Ranchi, dated : 9/8/04

Copy forwarded to the Secretary, Dental Council of India for information and necessary action.

*P. P. Sharma*  
(P. P. Sharma)

Principal  
Vananchal Dental College & Hospital  
Garhwa, Jharkhand





झारखण्ड JHARKHAND

04AA 317436

OFFICE OF THE CIVIL SURGEON CUM CHIEF MEDICAL OFFICER  
SADAR HOSPITAL, GARHWA

Date: 14/11/2013

Memo No. 2709

Memorandum of Understanding (M.O.U.)

Memorandum of Understanding is signed between the Civil Surgeon cum Chief Medical Officer, Sadar Hospital, Garhwa & the Chairman, Vananchal Educational & Welfare Trust, Farathiya, Garhwa, Jharkhand in continuation of CS cum CMO office memo no. 1973 & 1974 dated 08.12.08 and 183 dated 24.10.11 for Training /Internship and Practical training for the following institution at the noted below CHC & PHC Centre.

1. Vananchal School of Nursing (for ANM Course)
2. Vananchal College of Nursing (for GNM Course)
3. Vananchal College of Nursing (for B.Sc. Nursing Course)
4. Vananchal Dental College & Hospital (for BDS & MDS course)
5. Vananchal College of Science (for B.Sc. M.L.T. Course)
6. Vananchal Institute of Health Education & Research (for Paramedical course)
7. Devki Mahaveer Homoeopathic Medical College & Research Hospital (for B.H.M.S. course)
8. Proposed Devki Mahaveer Medical College & Research Hospital (for M.B.B.S course)
9. Proposed Devki Mahaveer Ayurvedic Medical College & Research Hospital (for B.A.M.S. course)

Contd.



The training will be undertaken in the following Sub divisional hospital, CHC & PHC in addition to Sadar Hospital, Garhwa in the district of Garhwa.

1. Sub-divisional hospital Nagar Untari – 30 bedded hospital
2. CHC centre, Dhurki – 30 bedded hospital
3. CHC centre, Bhawnathpur – 30 bedded
4. CHC centre/Referral Hospital, Manjhion – 30 bedded hospital.
5. CHC centre, Meral – 30 bedded hospital.
6. CHC centre, Ranka – 30 bedded hospital.
7. CHC centre, Bhandaria – 30 bedded hospital.
8. PHC centre, Ramkanda – 06 bedded hospital.
9. PHC centre, Chiniya – 06 bedded hospital.
10. PHC centre, Dandal – 06 bedded hospital.
11. PHC centre, Arangi – 06 bedded hospital.
12. PHC centre, Medhna – 06 bedded hospital.
13. PHC centre, Kandi – 06 bedded hospital.
14. PHC centre, Khaurandha – 06 bedded hospital.
15. PHC centre, Morbey – 06 bedded hospital.
16. PHC centre, Danda – 10-bedded hospital.
17. PHC centre, Chataniya – 06 bedded hospital.

Subject to the following understanding

1. Students of the above Institution will abide the rules & regulation of Sadar Hospital, Garhwa and the above CHC & PHC as well as Ministry of Health & Family Welfare, Govt. of Jharkhand and institution concerned councils.
2. The students will perform internship in the Sadar Hospital, Garhwa and at all the above CHC & PHC Centre.
3. The Internship/training/Practical training for all years will perform as per the instruction of CS cum CMO/Dy. Superintendent/Concern incharge of the hospital for which they will not be given any remuneration.
4. Any instruction/direction issued by Ministry of Health and Family Welfare, Govt. of Jharkhand will be binding for both the Chairman, Vananchal Educational & Welfare Trust and Civil Surgeon cum Chief Medical Officer, Sadar Hospital, Garhwa.

Dy. Superintendent / Incharge of CHC & PHC will allowed to the students of the above institutions for Practical training and engage in programmes of Health department for distribution of medicine, vaccine or any programme sponsored by Ministry of Health and Family Welfare, Govt. of Jharkhand.

The Vananchal Educational & Welfare Trust is allowed to run Satellite Clinic at CHC centre Danda, Ranka, Meral and Manjhion in its own cost. They are allowed only to setup satellite clinic on their own cost only space, water and electricity will be provided by the concern hospital.

Vananchal Dental College & Hospital, Devki Mahaveer Homoeopathic Medical College & Research Hospital, Vananchal School of Nursing, Vananchal College of Science, Vananchal Institute of Health Education & Research, Proposed Vananchal College of Nursing, Proposed Devki Mahaveer Medical College and Research Hospital & Proposed Devki Mahaveer Ayurvedic Medical College & Research Hospital will depute team of doctors/nurses and paramedical staffs for the treatment of poor people of the remote areas.

Manoj Kumar  
Vananchal  
Garhwa, Jharkhand-824174

(Dr. Rajmohan)  
Dy. Superintendent cum Chief Medical Officer  
Sadar Hospital, Garhwa

## CRITERIA IV

### ***Criterion 4- Infrastructure and learning Resources***

#### ***Key indicator- 4.1 Physical Facilities***

##### ***4.1.1 The institution has adequate facilities for teaching learning viz, class room laboratories, computing equipment etc.***

**Response:** The College provides the state of art infrastructure that will give the student ample learning opportunity as it is critically related to the vision of our college and hence the facilities provided are beyond the requirements of Dental Council of India and NILAMBER PITAMBER University.

#### **Classrooms:**

All the classrooms are ICT enabled and designed to facilitate *small group teaching* Mini Mac servers and smart class rooms so that students can access the course lectures by intranet facility within the learning space.

#### **Seminar Halls:**

Well-equipped spacious seminar halls for each speciality, with latest audio-visual aids like LCD projectors, whiteboards, internet connectivity and air conditioners for conducting seminars and workshops thus provide the best quality of learning experience.

#### **Facilities for Clinical Learning:**

Clinical training facilities at VDCH are continually updated to ensure the most modern facilities are delivered. Comprehensive dental care facilitates problem-based as well as case-based learning in addition to effective patient care.

*Digital dental radiography* with both intraoral and extra oral techniques like *IOPA, OPG (manual and digital) RVG* , facilitates student learning from single to three dimensions, 250 monocular and binoculars, research and stereo microscope, Dental operating microscopes and other advanced equipment for student learning like *Lasers, advanced implant surgical*

equipment, Endomotor, pressure mapping and digital occlusal record system. *Conscious sedation unit*, Cryosurgery, *Stryker Core Console Kit* Jaw tracker 3D, Bio JVA Joint Vibration Analysis, *Research and stereo microscope* with image analysis software are available in the College Hospital. Installation of CBCT is under consideration.

The College Hospital is Equipped with *Tele-dentistry* - through which diagnosis and treatment guidelines are offered. BLS (Basic Life support) training is providing to our students with a trained faculty Dr. Sushma K.N. The Central Sterile Supply Department ensures a quality assured an environment in the clinics along with emphasizing the clinical importance of sterilization by hands-on experience to students.



## Learning in the Community:

Community-based dental education offers a range of positive learning experiences for students while providing required dental services for the underserved. The college has fully equipped mobile *dental van* with dental chair and other accessories to provide screening and treatment needs. Dental Outreach Programs by way of *smiles of every day*. Started 03 satellite clinics in Garhwa District.

#### **Laboratories:**

State of art preclinical labs equipped with patient simulators in Prosthodontic and Conservative dentistry departments help the undergraduate students have hands-on experience of various dental procedures prior to their clinical postings. Advanced histopathology and clinical labs permit the utmost patient care. Facilities of General Pathological tests like Cell Counter, Biochemistry Analyser, Laminar flow Machine are also available in the Hospital for the benefit of students as well as of patients. Besides these Cancer Detecting lab / cancer Cell testing Equipment like Penta Head Microscope system is also functional in our Hospital.

#### **Computing equipment:**

In each and every department as well as in the library Wi-Fi-enabled Computer Systems have been made available. The library has been fortified with the internet facility and online journals too. For the benefit of the students Photocopier and scanners have also been made available in the library.

#### **4.1.2 The institution has adequate facilities to support physical and recreational requirement of students and staff – sports, games (indoor, outdoor), gymnasium, yoga centre etc.) and for cultural activities**

**Response:** The Institution emphasizes on physical activities to provide both fitness and mental relaxation. The college has wide options to play various sports like Cricket, Basketball, Volleyball, Badminton, Table tennis to improve their strength training. A running track was constructed for track events like running. The training was given for field events like long jump, High jump, Javelin throw, shot put, discus throw and sports meet was conducted once in a year. The annual cultural meet was well supported and participated by both staff and students involving the whole college. Various on-stage and off-stage events were conducted annually. The college has well equipped infra-structure for various games and sports



S. No	Sports	Average monthly participants
1	Badminton ( Boys)- Mix	50
2	Badminton ( Girls )- Mix	50
3	Cricket ( Boys)	15
4	Cricket (Girls )	15
4	Table Tennis (Boys ) -Mix	50
5	Table Tennis ( Girls)- Mix	50
6	Volley ball ( Boys)	09
7	Volley ball ( Girls)	12
8	Kho Kho (Girls)	11
	Kabaddi (Boys)	10
9	Foot Balls	15
10	Disc throw (Boys and Girls) Javelin throw- Boys, shot put- Boys and girls	50
11	Running (100mt, 200mt, 400mts) Relay, Mix relay	50
11	Open auditorium	250
12	Closed auditorium	250
13	Long jump ( single , triple- boys ), High jump – Girls and boys	50
14	Table tennis ( Girls, Boys, Mix)	20
14	Crams boards	50
15	Chess boards	30

### Some photographs of sports events







#### ***4.1.3 Availability and adequacy of general campus facilities and over all ambience.***

##### ***Response:***

The institute provides the high-class infrastructure that caters to the needs of students, faculty and patients to offer the finest patient care and technological resources. To highlight a few:

##### **Medical facility**

In our Institute, we have two Medical Centres with 50-beds and 24x7 residential doctors and staff nurses. We have a woman counsellor and clinical psychologist and lady gynaecologist on call. Medical Centre has all Medical facility like General ward, Ambulance with 24x7 driver, first aid kit and necessary equipment for any emergency purpose. In emergencies the patients are transferred to Sadar Hospital, Garhwa.

##### **Hostel**

The campus houses well ventilated spacious hostels for girls and boys separately. The salient features of the hostel include self-contained toilet cum bath with hot water facility, study table with a cabinet to store books, wardrobes and cots, mineral water for drinking and 24 hours high security with security guards and CCTV surveillance. Laundry and saloon services are available. The hostel mess provides good quality, hygienic well-balanced food.

##### **Cafeterias**

Cafeterias and food stalls in the campus offers varied menu and comfortable surroundings enabling students to experience a sense of “home” while in the campus. The canteen provides snacks, beverages and lunch at affordable rates. Nescafe shop, fruit juice stall, are also located in the campus. Daily meals and breakfast facility are also made available at the campus.

**Communication Facility:** a) Telephone exchange- BSNL  
b) Government Post office  
c) Jio Wi-Fi system.

### **Banking**

State Bank of India VEWT Dental College Campus Branch.

### **Hair cutting saloons & Beauty parlour**

We have Hair cutting saloons for boys and Beauty parlour for girls.

### **Renewable energy**

We have installed solar power panels in our campus as a source of renewable energy.

The trust campus (in which College is situated) has 200 solar street lights and two solar pump sets of 5 H.P. capacity each, connected with underground borewell.

### **RO Drinking Water Plant**

There is a water treatment plant in the campus with two RO water plants with a capacity of purifying 1000 litres/h. Besides these twelve small RO machines, where the water is treated by Reverse Osmosis (RO) plant before supply for drinking purpose, have also been installed. All the clinics have also been connected with R.O.Plant.

### **Sanitation facility**

Toilets have been provided in each floor in different blocks of institute's academic campus with sign boards, indicating Ladies/ Gents, to make it easy for the patients. Highest standard of maintenance of the toilets is carried out by outsourced staff on daily basis.

### **Roads, indicators and parking services**

We have ample parking with good cement brick road lanes and sign boards all over the campus.

### **Greenery**

The campus has a scenic landscape with well-maintained parks, gardens and ponds.

**4.1.4 Average percentage of expenditure incurred, excluding salary, for infrastructure development and augmentation the last five years**

4.1.4 (QnM) Average percentage of expenditure incurred excluding salary for infrastructure development and augmentation during the last five years		
Year	Budget allocated for infrastructure development (INR Lakhs)	Budget allocated for infrastructure augmentation (INR Lakhs)
2018-19	2.52	2.22
2017-18	2.20	2.00
2016-17	1.36	0.00
2015-16	1.54	1.36
2014-15	2.49	11.44

**Key indicator -4.2 Clinical equipment and Laboratory learning resources**

**4.2.1 Teaching, Hospital equipment, clinical teaching learning and laboratory facilities as stipulated by the respective Regulatory Bodies**

The infrastructural facilities available for training undergraduate and postgraduate students are in accordance with the regulations formulated by the DCI. The clinical training facilities are continuously updated to ensure that students are provided with state of the art facilities. The College is keen to provide an excellent academic environment for about 500 students with more than 100 highly competent teaching faculties. The infrastructure contains teaching and learning facilities that include general and specialized laboratories, lecture theatres, small group teaching chambers and a well-stocked library.





Each speciality has an outpatient dental clinical facility equipped with electronic dental chairs connected to a centralized suction unit. 250 electronic chairs are installed in the major integrated clinical areas, 04 dental chairs are installed in the 02 satellite clinics which cater to the needs of the surrounding rural population and 2 dental chairs are installed in the mobile dental van for the outreach community services intended to improve accessibility to quality dental healthcare. The dental hospital has an attachment of Government Hospital (SADAR HOSPITAL, GARHWA) for inpatient services has a fully equipped operation theatre to perform major and minor surgeries, 5 bedded ICU with ventilator support and a 120 bedded general ward with separate male and female wings.

All clinics are complemented with digital radiographic facilities like Radio Visio Graphs (RVG's) and Phosphor Storage Plates (PSP's) to minimize the radiation exposure to both the patients and clinicians.

The array of advanced equipment includes 15 dental operating microscopes to perform advanced surgical and restorative procedures, 3 soft tissue laser units and advanced air abrasion units, nitrous oxide sedation unit, T scanner and jaw trackers for advanced Prosthodontic treatments and 2 implant surgical kits along with physio-dispenser, resonance frequency analyzer, piezo electric surgical devices for advanced surgical implantology. As a part of providing simulation training to the undergraduate and postgraduate students we have equipped

an exclusive lab with 30 phantom heads. 2 adult and Pediatric mannequins are made available for training in basic life skills.



As an effort to improve on student learning and better teaching methods we have Information and Communication Technology (ICT) enabled smaller classrooms for small group teaching and also 4 lecture galleries for the larger groups.

To improve the research activities, we have the most advanced research microscope, stereoscope and Immuno-histochemistry facilities, and clinical laboratory services for the patients at nominal costs to carryout haematological investigations as an aid in diagnosis. Acrylic and ceramic Laboratories with the cutting-edge equipment are the hallmarks of the institution.

**4.2.2 Average number of patients per year treated as outpatient and inpatient in the hospital for the last five years**

4.2.2 (QnM) Average number of patients per year treated as outpatients and inpatients in the teaching hospital for the last five years				
Year	Number of outpatients treated	Student: Patient ratio	Number of inpatients treated (in attached Hospital)	Student: Patient ratio



2018-19	167896	01:1024	117489	01:716
2017-18	200813	01:1046	107321	01:559
2016-17	187962	01:752	116421	01:466
2015-16	192208	01:658	115420	01:395
2014-15	198327	01:806	111723	01:454

**4.2.3 Average number of students per year exposed to learning resource such as laboratories, animal house and herbal garden (in house OR hired) during the last five years.**

Resources	2018-19		2017- 18		2016-17		2015-16		2014-15	
	Number of UG students exposed	Number of PG students exposed	Number of UG students exposed	Number of PG students exposed	Number of UG students exposed	Number of PG students exposed	Number of UG students exposed	Number of PG students exposed	Number of UG students exposed	Number of PG students exposed
Laboratory resources	38	12	32	12	23	14	83	13	100	10
Herbal Garden	NA	NA	NA	NA	NA	NA	NA	NA	NA	NA
Animal House	NA	NA	NA	NA	NA	NA	NA	NA	NA	NA



#### **4.2.4 Availability of infrastructure for community-based learning**

##### **Institution basis**

1. Attached satellite Primary health centre's
2. Attached Rural health centre's other than the college teaching hospital available for training for students
3. Residential facility for students/ trainers at the above peripheral health centres / hospitals
4. Mobile clinical services facilities to reach remote rural locations

**Response:** Three above (Sl. No. 1,3 & 4.)



## Key Indicator – 4.3 Library as learning resource

### 4.3.1 Library is automated using Integrated Library Management System (ILMS)

**Response:** An Integrated Library Management System or ILMS for short is an Electronic program that helps Librarians and users to circulate, catalogue and track the items, manage patron activity, movement as well as to interact with databases from other Institutions. An ILMS is meant to increase the output and efficiency of a library and improve access to resources for its patrons, by automating the process that would otherwise have been done manually.





OPAC - The online public access catalogue. This is the interface through which your patrons can search for books and other items, access their accounts, place holds, and track their circulation history.

Reports – the ability to run various reports on items movement as well as staff and patron activities.

Name and features of the ILMS software – Registration- accession numbers, issues, renewals, returns.

Name and extent of automation (fully or partially) - **partially automated.**

Year of commencement and completion of automation – Started in May 2020 Likely to be completed by July 2020.

**4.3.2 Total of text books, references volumes, journals, collection by rare books, manuscripts, Digital traditional manuscripts, and Discipline-specific learning resources from ancient Indian languages, special report or any other knowledge resources for library enrichment.**

Rare books are a source of basic knowledge as they evolved historically into current concepts. They may be limited edition copies with restricted availability but have significant scientific knowledge. As a protocol rare books are recommended by Head of Departments in the library committee meeting. These recommendations are sent to the management for approval. Once approved librarian will try to find from relevant publishers whether any copies are available for purchase. In scenarios when publishers do not have edition, we try to contact other educational institutions and procure either a soft or hard copy based on feasibility. Rare books will be for reference only because of its difficulty for procurement.

We have a specific digital library for the collection of books that are having limited or no availability in India. We also encourage each department to have a specific digital library for books including rare volumes. There is a constant effort from library committee and management to procure these rare volumes of books, journals and manuscripts both in digital and hard copies.



We are attaching an annexure of rare books in our library. (These are considered based on their limited or lack of availability for purchase in India) attached under uploads

**4.3.3 Does the institution have an e-library with member ship / registration for the following**

1. E-journals/e-books consortia
2. E- Shodh Sindhu
3. Shodh Ganga
4. SWAYAM
5. Discipline specific data bases

**Response:** One of the above (Sl. 1.)

**4.3.4 Average annual expenditure for the purchase of books and journals including e-journals during the last five years.**

Year	Expenditure on the purchase of books (INR in lakhs).	Expenditure on the purchase of journals (INR in Lakhs)	Expenditure on subscription to e-journals and other e-resources (INR in Lakhs).
2018-2019	0.44	8.00	1.09
2017-2018	0.58	9.04	1.09
2016-2017	0.61	8.00	1.09
2015-2016	2.21	8.00	1.36
2014-2015	6.36	8.54	1.36

**4.3.5 In-person and remote access usage of library and the learner sessions /Library usage programmes organized for the teachers and students (data for the preceding academic year)**

Central library for Vananchal Dental College is the main resource for learning. The library is spread in the vast building providing accommodation to hundreds of students at once. We, at VDCH insist the students to inculcate the habit of spending quality and productive hours in the library to upgrade themselves to newer trends in dentistry and moreover a calm and peaceful

study environment is present for the students to go on over the exam preparation. A dedicated team is employed to work throughout the day for the benefit of the students. A library committee has been established which undertakes the responsibility of updating the research journals and textbooks annually as per the requirements of students.

We are committed to meet and uphold the essence of oral health research and publication work bound to ethics. To achieve this, the quality journals are given preference and are being subscribed to the college central library. As a part of upliftment, the heads of the respective departments are instructed to guide the postgraduate students to spend the productive time in the library during their leisure hours. Along with this in the benefit of undergraduate students, so many books authored by renowned academicians were given preference and were upgraded for the year 2018 when compared to the past academic year.

The central library is partially digitalized transforming itself into a digital library with access to many numbers of reputed journals, databases and e-books. The Central Library of our college is a strong self-learning resource with 500 titles and 2500 copies of books. It has an exhaustive collection of National and International Journals on various specialities in dentistry and around 500 E-journal subscriptions that can be accessed through EBSCO with broadband Internet. A separate audio-visual hall and discussion room are available for the students to encourage group interactions.

#### **4.3.6 E-Content resources used by teachers**

1. NMEICT/NPTEL
2. Other MOOC's platforms
3. SWAYAM
4. Institutional LMS
5. e- PG-Path Shala


**Response:** One of the above (Sl. 3, SWAYAM)

## Key Indicator – 4.4 - I T Infrastructures

### 4.4.1 Percentage of class rooms, seminars halls and demonstrations linked with / Wi-Fi enabled ICT facilities (data for the preceding academic year).

**Response:** Percentage of class rooms etc. with I T facilities is 95.1

Some Photographs of class rooms etc. are produced as below:





#### **4.4.2 Institution frequently updates its IT facilities and computer availability for students including WI-FI**

**Response:** Vananchal Dental College is well equipped and connected with Computers/IT to enhance the student learning process. The institution provides round the clock Internet facility throughout the campus including hostels through high-speed Wi-Fi in limited areas. All the Computers and audio-visual systems in Academic Block are supported by UPS.

In recent years, the institution updated students with laptops along with high-speed internet (Wi-Fi) connection to enhance the student learning process. The faculty prepares the teaching material using computers/laptops provided in their department and uses them for delivering their lectures. These lectures, study material, assignments and tutorials are loaded in google class rooms, Edmodo's and other resources (Gmail accounts – what's app class groups) to make available for the students. All Lecture theatres, classrooms and, Ed tutorial rooms are equipped with a Desktop Computer connected to LAN or Wi-Fi network.

In addition to this, faculty and students can also access e-journals, e-books and resources from the NLIST- INFLIBNET database and through the internet facilities available on the campus. The quality of the teaching-learning process is enhanced through the utilization of online resources by faculty and students. Access to various online resources is being made available to all students and faculty of the institution. The online classes are run through various web browsers such as Cisco WebEx, Google meet and Zoom by our faculty members.

The Institution deploys and upgrades the IT infrastructure and associated facilities whenever required. The server room officials in the institution ask for requirements from Heads of Departments and considering the corresponding budgetary allocations, the financial provisions for the same are made. After getting the financial approval, quotations are invited followed by their scrutiny based on the configurations, cost, service etc. The order for procurement is

finalized and approved. Routine maintenance of computers, peripherals, network devices, servers, etc. is carried out by I.T. staff.

#### 4.4.3 Available bandwidth of internet connection in the institutions (Least /Line)

- A. >1GBPS
- B. 500 MBPS- 1GBPS**
- C. 250MBPS-500MBPS
- D. 50MBPS-250MBPS
- E. <50MBPS

**Response: B** of the above.

**Note:** - *JIO wi-fi connection facilities in the campus with 500mbps to 1gbps is available along with BSNL broadband facilities*

### Key Indicator -4.5 Maintenance Campus Infrastructure

#### 4.5.1 Average expenditure incurred on maintenance of physical facilities and academic support facilities excluding salary component as a percentage during the last five years

4.5.1 (QnM) Average expenditure incurred on maintenance of physical facilities and academic support facilities excluding salary component as a percentage year-wise during the last five years		
Year	Expenditure on maintenance of academic support facilities (excluding salary component) (INR in lakhs)	Expenditure on maintenance of physical facilities (excluding salary component) (INR in lakhs)
2018-2019	40.34	17.70
2017-2018	39.38	53.82
2016-2017	27.40	29.77
2015-2016	26.91	44.02
2014-2015	59.05	147.63



#### **4.5.2 There are established system and procedures for maintenance and utilizing physical and academic and support facilities.**

##### ***Response:***

The institution has civil, electrical, plumbing, computer and dental equipment maintenance and support facilities sections with trained personnel. The administrative officer looks after these activities of all the sections and inputs from the various departments are directed to the respective maintenance sections. Such requests are redressed within a reasonable time based on the urgencies of the activity.

##### **Academic Facilities**

**Classroom:** Information and Communication Technology (ICT) facilities in all classrooms, seminar halls are periodically checked and maintained by the technical team. **Library:** Facilities in the library such as computer section, photocopying and printing service, furniture's and ICT facilities in the audio-visual room are all maintained periodically by the maintenance section under the supervision of a librarian.

##### **Clinical facilities**

All the preventive and corrective maintenance of dental chair units and equipment are done by trained dental equipment technicians. The major dental equipment such as imaging equipment, compressors, generators, the central suction motor is all under Annual and comprehensive maintenance contract.

##### **Laboratories**

Phantom head equipment and other equipment and instruments in the pre-clinical laboratories are well maintained with periodic preventive and corrective services. A periodic check is done by the members of the Maintenance Committee too.

##### **Sports**

Indoor and outdoor sports facilities are provided and the maintenance of such facilities is closely monitored by Physical Education personnel.

List of rare books				
Sl.No	Subject	Title	Author	Qty
1	Biochemistry	Medical Bio - Chemistry	D .S .Sheriff	2
2	Anatomy	Mc. Minn's Colour Atlals of Humman Anatomy	P.H. Abrahams & others	4
3	Physiology	Short T.B. of Physiology	K. C. Mathur,Chandramouli	14
4	Dental Material	Restorative Dental Material	Robert G. Graig & Johan Powers	9
5	Physiology	Review of Medical Physiology	William F. Ganag	3
6	Dental Material	A T. B. of Dental Material with Multiple choise Question	satish Chandra , Srivastsa Ganupama	15
7	Dental Material	viva in Dental Material	S. H. Soratur	25
8	Anatomy	Gray's Anatomy : The Anatomical Besis of Clinical Practice	H. Gray & Ed - Susau Standriny	2
9	Physiology	Essential of Medical Physiology	K. Sembulingams & Prem Sembulingams	18
10	Anatomy	T. B.of Anatomy with Colour Atlas	Inderbir Singh	19
11	Anatomy	Clinical Anatomy	Richard S. Snell	5
12	Histology	Whearler's Functional Histology A Text and Colour Atlas	Barbara Young & other	1
13	Anatomy	Essential Of Anatomy	Inderbir Singh	12
14	Biochemistry	Biochemistry for Students	V.K. Malhotra	9
15	Dental Material	T.B.of Dental Materials	Sharmila Hussian	12
16	Dental Material	Phillips Sc. Of Dental Material	Kenneth J. Anusavice	26
17	Dictionary	Jaypee's Dental Dictionary,pocket Dictionary	U.N.Panda	5
18	Physiology	Synopsis of humman Physiology( Basic and Applied ) Part -I,II	O.P. Tandon	8
19	Embryology	Embryology for Medical Students	Sudhir Sant	5
20	Histology	T. B. of Humman Histology with Colour Atlas	Inderbir Singh	5

21	Anatomy	Clinical Anatomy for Students Problems Solving	Neeta V Kulkarni	5
22	Osteology	T. B. of Humman Osteology	Inderbir Singh	15
23	Prosthodontics	Essentials of Prosthodontics	S. H. Soratur	10
24	Biochemistry	Lippincott's Illustrated Review's	Pamela C. Champe & Other	1
25	Pathology	Robbins and Cotran Pathologic Basis of Disease	Vinay Kumar	14
26	Microbiology	Text Book of Microbiology	R. Ananthanarayana & CKJ Panikar, Arora	28
27	Histology and Embryology	Orban's Oral Histology and Embryology	S. N. Bhaskar, G.S. Kumar	15
28	D.A. & Oral Histology	Wheeler's Dental Anatomy, Physiology Occlusion	Ash & Nelson	27
29	Community Medicine	Park's Text Book of Preventive and Social Medicine	K. Park	9
30	Surgery	Notes on Surgery		1
31	Pathology	Notes on Pathology		1
33	Pharmacology	Dental Pharmacology	T.N. Colvey	1
34	Embryology	Mustafi's Humman Embryology	B.N. Basu	1
35	Surgery	A Short Text Book of Surgery	Selwyn Taylors & Lenoard Cotton	1
36	Medicine	A Text Book of the Practice of Medicine	Frederiek W. Price	1
37	Others	Symposium of Tuberculosis	F.R.G. Heal (Ed.)	1
38	Others	Disease of Chest	H. Corwin Hinshaw	1
39	Oral Surgery	Local Analgesia in Dentistry	D.H. Roberts	1
40	Cons. & Endo .	Restorative Procedures for the Practising Dentist	F. J. Hurty & D.H. Roberts	1
41	Others	HIV AIDS in Dental Practic Hand Book for Dental Precititioners	Ed. S.R. Prabhu, Anil Kohli & Bhaskar	1
42	Others	Infection Control and occu. Pational Safety Recommendations for oral Health Proffessionals	Anil Kohli & Ranganath	1
43	Biochemistry	Biochemistry	U. Satyanarayana & U. Chelvapani	14
44	Physiology	Text Book of Medical Physiology	Arthur C. Guyton, Johan E. Hall	7

45	Anatomy	B.D. Chaurasia's Humman Anatomy Regional and Applied Dissection and Clinical Upper Limb. Vol - I	B. D. Chaurasia	6
46	Anatomy	B. D. Chaurasia Humman Anatomy , Head , Neck & Brain Vol - III	B. D. Chaurasia	16
47	Osteology	Humman ostology ( A Clinical Orievtalion)	Nafis Ahmed Farugi	2
48	Prosthodontics	Clinical Dental Prosthetics	H.R.B. Fenn, K.P.Liddelow , A.P. Gimson	7
49	Dental Material	Sc. Of Dental Materials Clinical Applications	V. Sharma Bhat , B.T. Naudish	1
50	Dental Material	Practical Dentistry	Balwant Rai	2
51	Microbiology	Essentials of Medical Microbiology	Rajesh Bhatia Rattan Lal	4
52	Question Bank	Mastering the B.D.S. 1st year last 15 year Soloved Questions	Hemant Gupta, Mumtaz Khan	9
54	Physiology	Coruse Humman Physiology for Dental Students	Dr. A. K. Basak	3
55	Anatomy	Gray's Anatomy for Students	Richard L. Drake Wayne Vogal	5
56	Operative Dentistry	Sturdevant's Art and sc. Of Operative Dentistry	Theodone M.Roberson Horold O. Heymann	20
57	Pharmacology	Clinical Pharmacology	P.N. Bennett M.J. Brown	9
58	Prosthodontics	Removable Partical Prosthodontics ( MC Cracken's )	Alam B. Carr, Glemp. David T. Brown	9
59	Osteology	Hand Book of Osteology	S. Poddar Ajay Bhagat	7
60	Dental Material	Dental Material	V.K.Subbarao	9
61	Dental Material	Synopsis of Dental Material	S Gowri Sankar	1
62	Physiology	Concise Medical Physiology	Sujit K. Chaudhari	5
64	Biochemistry	Harper's Illustrated Biochemistry	Robert K. Murray,Daryl K. Granner & Victor	17
65	Pharmacology	Basic and Clinical Pharmacology	Bertram G. Katzung	5
66	Anatomy	Cunningham's Manual of Practical Anatomy	C.T.Romanes	16

67	Anatomy	Dental Anatomy Histology and Development	Dr. Bhalajhi Sundaresa , Dr.Seemalyyer ,Steve Parker	20
68	Physiology	A T.B. of Practical Physiology	C.L.Ghai,B.K. Shrivastav	19
69	Physiology	Humman Physiology for B.D.S.	A. K. Jain	10
70	Pathology	Essential Pathology for Dental Students	Harsh Mohan	25
71	Anatomy	B.D.Chaurasia's Hand Book of General Anatomy	Late Dr. B.D.Chaurasia	10
72	Dental Anatomy	Applied Anatomy & Physiology	Brain Roshafsky	1
73	Pathology & Microbiology	B.D.S. & C B S India Exam- oriented Series General Pathology & Microbiology (Q & Ans)	Praveen Bansal	5
74	Oral Histology & Anatomy	Exam Oriented oral Histology and Anatomy (Q & Ans)	Praveen Bansal	5
75	Anatomy	Anatomy for Dental Students ( Q & Ans. )	Praveen Bansal	4
76	Dental Material	Dental Materials ( Q & Ans. ) Exam. Oriental	Praveen Bansal	5
77	Cons. & Endo .	Notes On Operative Dentistry and Endodontics	Narendranathan Reddy P. Vanitha N.	2
78	Oral Pathology	Essentials of Oral Biology	Dr. Maji Jose	7
79	Biochemistry	Viva in Biochemistry	S.P. Singh	5
80	Oral Surgery	Monheim's local Aneesthesia & Pain Control in Dental Practice	C. Richard Bennett	3
81	Pharmacology	Essentials of Pharmacology for Dentistry	K. D. Tripathi	17
82	Microbiology	The T.B. of Medical Microbiology	Satish Gupta	19
83	Radiology	Text Book of Dental and Maxillofacial Radiology	Freny R. Karjodkar	2
84	Periodontology	Clinical Periodontology & Implant Dentistry	Jan Lindhe & other	4
85	Orthodontics	Orthodontics Current Principle & Techniques	Thomos Graber & R. L. Vanasadall	2



86	Oral Surgery	Bailey & Loves Short Practice of Surgery	R.C.G. Russell & Others	3
87	Physiology	Mannual of Practiced Physiology for MBBS	A. K. Jain	1
88	Embryology	Humman Embryology	Inderbir Singh & G.P. Pal	21
89	Clinical Method	Hutchison's Clinical Method An Integrated approach to Clinical Practice	Michal Swash & Michal Glynn	5
90	Embryology	Langonam's Medical Embryology	T.W. Saller	4
92	Other	Dental Instuments	Chitra Chakrovathy	3
93	Question Bank	Question Bank For 1 year B.D.S. (Chapter wise Arrangment ) for 2 year	Dr. Vandharaj Venkat Ramaich	7
94	Biochemistry	Concise T.B. of Biochemistry	Dr. T.N. Pattabiraman	1
95	Biochemistry	Medical Biochemistry	N.V. Bhagavan	1
96	Physiology	Humman Physiology (vol-1), (Vol - 2)	Chandi Charan Chatterjee, prof. Jain	10
97	Biochemistry	Mannual of Practical Biochemistry for B.D.S.	S.k. Gupta , Veena Singh	4
98	Anatomy	Fundamentals of Humman Anatomy ( vol - 1 ),(Vol -2),(Vol - 3)	N. C.Chakraborty, D. Chakraborty	3
99	Dictionary	Dorland 's Pocket Medical Dictionary	Prtricia D. Novak	7
100	Biochemistry	Medical Biochemistry	Sucheta P . Dandekar	1
101	Microbiology	T.B. of Microbiology for Dental Students	C.P. Baveja ,Arora	9
102	Pharmacology	Principles of Pharmacology	H.L. Sharma ,Golan Shanbhag	4
103	Anatomy	Anatomy Regional & Clinical for Dental Students	A. Halim	1
104	Anatomy	Anatomy for Dental Students	Inderbir Singh	1
105	Oral I Medicine & Radiology	Chamberlain's Symptomd & Sgins in Clinical Medicine	Colin Ogilvic & Christoper C. Evans	1
106	Periodontics	Concise Periodontics	Dr. Nympha Pandit	1
107	Anatomy	Human Anatomy Head & Neck	A. Haim	1
108	General Surgery	Manipal Manual of Surgery	K Rajgopal Shenoy	14
109	General Medicine	Hutchison's Clinical Methods	Michal Swash & Michal Glynn	12

110	General Medicine	Davidson's Principles & Practice of Medicine	Nicholas A. Boom, Brain R. Walkar	9
111	General Surgery	A Concise T. B. of Surgery	Somen Das	1
112	Oral Surgery	Fractures of the Facial Skeleton	Peter Banks & Andren Brown	2
113	Oral Surgery	Friction's TMJ and Orofacial Pain	James R. Friction & Other	1
114	Periodontics	Manual Dental Implants	David P. Sarmend & Belt Peshman	1
115	General Surgery	Hand Book of Surgery	Dr. S.C. Basu & Dr. A. Choudhary	1
117	Oral Surgery	T.B. of General & Oral Surgery	David Wary & Other	1
118	General Medicine	Harrison's Principles of Internal Medicine	Charles M. Wiener	6
119	General Medicine	Oxford Handbook of Clinical Medicine	Murray Longmore	1
120	Oral Pathology	Oral & Maxillofacial Pathology	Brad W. Neville & Damron, Allen & Bouquet, Stern	12
121	Oral Medicine & Radiology	Differential Diagnosis of oral & Maxillofacial Lesions	Norman K. Wood & Paul W. Gooz	2
123	Oral Medicine & Radiology	Burket's Oral Medicine	Martins Greenberg, Michel Glick & Jonathan Ashp	18
124	Oral Medicine & Radiology	Mosley's Review for the NBDE Part I	Frank Dowd	2
125	Oral Surgery	T.B. of Oral & Maxillofacial Surgery	Vinod Kapoor, Chitra Chakraborty	15
126	Oral Surgery	Practical Guide to Oral & Maxillofacial Surgery	Chandra kant P. Taware	1
127	Oral Surgery	Killey's Fractures of the Middle Third of the Facial Skeleton	Peter Banks	9
128	Oral Surgery	Hand book of Local Anesthesia	Stanley F. Malamed	10
130	Others	Medical Emergencies in the Dental Office	Stanley F. Malamed	2
131	Oral Pathology	Cawson's Essential of Oral Pathology & Oral Medicine	R.A. Cawson E. W. Odell	7
132	Oral Medicine & Radiology	Treatment of Oral Diseases	George Laskaris	1
133	Oral Pathology	Cysts of the Oral Regions	Mervyn Shear	2
134	Oral Medicine & Radiology	Oral & Maxillofacial Medicine	Crispian Scully	1

135	Oral Pathology	Clinical Problem Solving in Dentistry	Edward W. Odell	1
136	Oral Medicine & Radiology	Pocket Atlas of Oral Diseases	Georage Laskaris	1
137	Oral Medicine & Radiology	Tyldesley's Oral Medicine	Annafield and Lesley Tongrman	3
138	Pharmacology	Dental Drug Refrerence with Clinical Implications	Frieda Atherton Pickett	1
139	Periodontics	Implantology Made Easy	T.P. Chaturvedi	2
141	Conservanive & Endodontics	Step By Step Root Canal Treatment	Vivek Hegde & Gurkeerat Singh	2
142	Oral Surgery	Minor Oral Surgery	Geoffery L Howe	2
143	Oral Medicine & Radiology	Fundamentals of Dental Radiology	Vimal K.Sikri	5
144	Oral Medicine & Radiology	A Guide To Dental Radiography	Rita Mason and Sasah	1
145	Prosthodontics	Clinical Dental Prosthetics	HRB Fenn ( C.P. Liddelow & A.P. Gimson)	2
146	Prosthodontics	Prosthodontics Treatment for Eolentulous Patients Complete Dental	George A. Zasb (Boocher) Charles L Bolender	3
147	Oral Surgery	Hand Book of Third MolarSurgery	George Dimitroulis	2
148	Pharmacology	Essential of Medical Pharmacology	K.D. Tripathi	4
149	General Pathology	Natter's Humman Pathology	L.Maximilian Bija	1
150	Oral Surgery	The Extioction of Teeth	Geoffrey L. Howe	2
151	Others	Torres and Ehrlich Modern Dental Assiting	Doni L. Bird & Debbi's Robison	1
153	Orthodontics	Contemporery Orthodontics	William F. Ganag	2
154	Orthodontics	T.B. of Orthodontics	Samir E. Bishara	3
155	Orthodontics	Orthodontics The Art and Science	S.I.Bhalajhi	21
156	P.H. D	T.B. of Preventive & Social Medicine	Piyush Gupta & O.P. Ghai	2
157	Periodontics	Contemporery Implant Dentistry	CARL E. MISCH	1
158	Conservative & Endodontics	Fluorides in Caries Prevention	J.J. Murray & Other	1
159	P.H.D.	Essential of Prevantive & Community Dentistry	Soben Peter	10

160	Endodontics	Endodontics	Johan I .Ingle & L.K.Barkland, Hegle	3
161	Conservative & Endodontics	Pathways of the Pulp	Stephen cohen Kenne	4
163	Conservative & Endodontics	Harty's Endodontcs In Clinical Practice	T. R. Pitt Ford	1
164	Conservative & Endodontics	Endodontics Practice	Louis Grossman, Seymour Oliet & Carlos E.Delrio	9
165	Pedodontics	T.B. of Pediatric Dentistry	S.G. Damle	20
166	Pedodontics	T.B. of Pedodontics	Shabha Tandon	11
167	Other	Basic Immunology Change your Smile	Abul K. Abbas & Andrew H Lichman ,Ronald E. Goldstain	2
168	Conservative & Endodontics	Principles and Practice of Operative Dentistry	Gerald T. Charbeneau	2
169	Anatomy	Clinical Oriented Anatomy	Keith L. Moore & Anther F. Dalley	4
170	Humman Anatomy	Humman Genetics	S.D. Ganane	3
171	Human Anatomy	B.D. Chaurasia Humman Anatomy for Dental Students	B.D. Chaurasia	11
172	Oral Histology & Anatomy	Mannual of Tooth Carving	Dr. Syed Sadafullah	1
173	Dental Anatomy & Oral Histology	Dental Anatomy & Oral Histology	Arup Kr. Das	6
174	Microbiology	Mims' Medical Microbiology	Richard V. Goeming & Others	1
175	Medical Dentistry	Medical Probleme In Dentistry	Scully	1
177	D.A. Oral Histology	Ess. Of Oral Histology	Kabita Chatterjee	10
179	Periodontics	Clinical Periodontolgy and Implant Dentistry Vol- I ,II	Jan Lindhe ,Niklaus P.Lang Thoria Karring	2
180	Orthodonticds	Orthodontics Diagnons and Managment of Malocc Lusion and Dentofacial	Om Prakash Khbanda	7
181	Orthodontics	T.B. of Orthodontics	Gurkeerat Singh	4
182	Oral Surgery	T. B. of Oral & Maxillofacial Surgery	Neelima Anil Malik	4
183	Periodontics	Atlas of Cometic & Reem Stractive Periodonial Surgery	Edwad S. Cohen	1
185	Prosthodontics	IN lays, Crowns & Bridges	George F Kantorowiz & Other	2

187	Laboratory	T.B. of Medical Laboratory Technology	Praful B. Godkar & Darlam P. Godkar	1
188	Oral Radiology	Oral Radiology , Principles & Interpretation	Stuart C. White & Michel J Pharoo	12
189	General Medicine	Kr. & Clark's Clinical Medicine	Prveen Kr. & Michel Clark	2
190	Pediatric	Dentistry for the child and Adolescent	Ralph E Mc Donals David L. Avery & Jeffrey A. Dean	2
191	Periodontics	Ess.of Clinical Periodontology & Periodontics	Shantipriys Reddy ,Basaveraj Subhashchandra Pulari	10
192	Othodontics	Contemporary Orthodontics	William R. Proffit	1
193	Dictionary	Oxford Advanced Learnds Dictionary	Sally Wehmeier	1
194	Dictionary	Drug Dictionary for Dentistry	Johan G. Meechan Robin Seymour	2
195	Gen. Pathology	Concise Pathology	Geetila Khanna , Bhattacharya	2
196	Oral Medicine	T.B.of Oral Medicine	Anil Govindrao Ghom	2
197	Periodontics	Dental Implants Fundamental & Advance Laboratory , Tech.	Robert Winkelman Kenneth	1
198	Community Dentistry	T.B. of Preventive & Communtiy Dentistry	SS Hiremath	1
199	Oral Surgery	Oral Maxillofacial Infection	Topazian , Goldberg & Hupp	1
200	Operative Dentistry	Fundamentals of Operative Dentistry	Jemes B. Summitt & Other	1
201	Prosthodontics	Essentials of Complete Dentistry Prosthodontics	Sheldon Winkler	2
202	Orthodontics	Practical Orthodontics Assessment	C. Stephens & K. I Sacson	1
203	Oral Surgery	Aesthetic Perspectives In Jems Surgery	Harvey M. Rosen ,Berkowitz ,Edward	3
204	Dental Anatomy	T.B. of Dental & Oral Maxillofical & Occlus in Mastering the BDS IIIRD yr Last 15 yr. Solved Question	satish Chandra & Other Hemant Gupta , Mumtaz Khan	6
206	Oral Pathology	Shafer's Oral Pathology	R.Rejendra & B. Shivpathasundram	16
207	General Medicine	T.B. of Medicine	P.C. Das & P.k.Das	3



209	Public Health Dentistry	Essentials of Preventive and Community Dentistry	Soben Peter	3
210	Oral & Maxillofacial Surgery	Manual of Local Anesthesia in Dentistry	A.P. Chitra	2
211	General Medicine	Manipal Manual of Medicine for Dental Students	B.A.Shastry	3
212	Oral Medicine & Radiology	Fundamental of Dental Radiology	Vimal K.Sikri	5
213	Oral Histology	T.B. of Dental & oral Histology with Embryology & MCQ	Satish Chandra & others	3
214	Prosthodontics	Pre Clinical Prosthodontics	Narendranathan Reddy P. Vanitha N.	3
215	Oral Medicine & Radiography	A guide to Dental Radiography	Rita Mason and Sasah	1
216	Conservative & Endodontics	Advance Endodontics	R. Nageswar Rao	1
217	Orthodontics	An Introduction to Orthodontics	Laura Mitchell	1
218	Oral Medicine Radiology	Atlas of Dental Maxillofacial Radiology Image	R.M. Browne & Other	1
219	Oral Pathology	Oral Pathology	J.V. Soames & J.C. Southam	1
220	Oral Surgery	Contemporary Oral & Maxillofacial Surgery	Peterson , Ellis , Hupp & Tucker	11
221	Oral Surgery	A manual of Oral & Maxillofacial Surgery	Colin yates	1
223	Oral Surgery	Exodontia and Local Anesthesia In Dental Practice	Rishi K. Bali	1
224	Prosthodontics	Complete Dental Prosthodontics	J.J.Manapolli	1
225	General Surgery	A Manual On Clinical Surgery	S.Das	7
227	Conservative & Endodontics	T.B. of Endodontics	Anil Kohli & Ranganath ,Nisha Grag & Amit Grag	2
228	Conservative & Endodontics	Problem Solving In Endodontics	J.L. Gutman T.C. Dumsna , & P.E. Ladahl	2
229	Pedodontics	Carranza's Clinical Periodontology	Newman , Tacket Klokkevoid F. Carranza	18
230	Pedodontics	Principles of Practice Of Pedodontics	Arathi Rao	2
231	Conservative & Endodontics	The principles Of Endodontics	Michal Manogue & Patel & walker	1

232	Other	Medical Emergencies in the Dental Office	Stanley F. Malamed	2
233	Prosthodontics	T.B.of Prasthodontics	Deepak Nallaswany	2
234	Microbiology	Presco H, Harley & Klein's Microbiology	J.M. Willey & Others	1
235	General Surgery	SRB'S Clinical Methods in Surgery	Sriram Bhat M	3
236	Orthodontics	Ess. Of Orthodontics Surgery	Johan P. Reyneke	1
239	Oral Surgery	Step By Step Anesthesia in Dentistry	Pradip K. Ghosh	5
240	Oral Surgery	Synopsis of Oral & Maxillofacial Surgery ( An Update Overview )	Pradip K. Ghosh	5
242	Anatomy	Atlas of Humman Anatomy	Frank H. Neher	4
243	Dictionary	Mosby's Dental Medical Dictionary	C.A. Babbush , M.J.Fehraenbeel , M. Emmons & D.W. Nunez	7
244	Dictionary	Bansal's New Illustred Medical Dictionary	Dr. Shvinandan Bansal	1
245	Community Dentistry	Fluorides in Caries Prevention	J.J. Murray, AJ rugg-gunn & G.N. Jenlkins	1
247	Anatomy	Last's Anatomy Regional and Applied	Chummy S. Sinnatamby	13
248	Community Medicine	T.B. of Community Medicine	T. Bhaskara Rao	2
249	Medicine	T.B.of Clinical Medicine for Dental Students	S.N. chugh	2
250	Prosthodontics	Complete Dental Prosthodontics	John Joy Manappallil	1
251	Medicine ( General )	Chamberlain's Symptomd & Sgins in Clinical Medicine	Butterworth Heinemann	1
253	Biochemistry	Mark's Ess. Of Medical Biochemistry ( A Clinical Approach )	Michael Lieberman ,A.D.Marks & Smith)	1
254	Community Medicine	Foundations of Community Medicine	G.M. Dhar& I Robbani	2
256	Biochemistry	Manual of Practical Biochemistry	K.P. Sinha	5
258	Oral Pathology	Synops's of Oral Pathology	S.N.Bhaskar	3
259	Oral Pathology	Oral Pathology (Clinical Pathologic Correlations )	Regezi , Sciubba & Jordan	5

260	Oral Pathology	Oral Pathology Examination Review (A Computer coverage of Soloved Paper and Key Notes )	Vijay Kr. Biradar	3
261	Pharmacology	T.B.of Pharmacology	S.D.Seeth	2
263	Pharmacology	T. B. Of Dental Pharmacology	H.L.Sharma & K.K. Sharma & D.K.Gupta	2
264	Pedodontics	Hand Book of Pedodontics	Sumitra Das & Arup Kr. Das	5
265	Pedodontics	Jaypee Gold Standard Mini Atlas Series Pedodontics	Nikhal Marwah	3
266	Dictionary	Masby's Dental Drug Refrance	T. Goge & Picke H.	1
268	Other	Dental Instruments	Chitra Chakrovathy	2
269	General Medicine	T.B. Gen.& Oral Medicine	David Wray & Other	1
270	Microbiology	Medical Microbiology	B.N.Nagoba , Asha	1
271	Parasitology	Parasitology	Pichare	1
272	Oral Medicine	Review of Diagnosis , oral Medicine , Radiology & Treatment Planning	Norman K. Wood & Paul W. Gooz	1
273	Orthodontics	Review in Orthodontics	Ashok Kr. Jens	3
274	Oral Surgery	T.B.Of Oral & Maxillofacial Surgery	Neelima Arit Malik	3
275	Pedodontics	Pedodontics Dentistry	Pinkham & other	1
276	Orthodontics	Synopsis of Muscle Testing	Shah Alam	3
277	Oral Medicine & Radiology	Medicine for Dental Students	R. Alagappan	1
278	Prosthodontics	T.B. of Complete Denture Prosthodontics	Binu George ,Saradha D.L	3
279	Pharmacology	Principles of Dental Pharmacology	Naresh Kr. Khanna	2
280	Other	Dental Mangement of the Medical Compramised Patient	James W. Littlel & Others	1
281	Dental Anatomy	T.B.of Dental & Oral Anatomy Physiology & Occlusion	satish Chandra & Other	1
283	General Medicine	Medicine Prep Manual for Undergraduates	K. George Metnew	1
284	Oral Medicine & Radiography	T.B. Of Dental & Maxillofacial Radiology	F. R. Karjodkar	6
285	Oral Medicine & Radiography	Fundamentals of Oral Medicine & Radiology	Durgesh N Bailoor & K.S.Nagesh	3

286	Oral Medicine & Oral Radiology	A guide to Dental Radiography	Rita Mason and Sasah	1
287	Dental Material	Dental Technician Part -I	Dr. Syed Sadatullah	1
288	Endodontics	Hand Book of Clinical Endodontics	Pramod Bansi Mathur, Sanjay Bansi Mathur	1
289	Oral Histology	Manual of Oral Histology	Dr. Maji Jose	1
290	Oral Pathology	Oral Pathology Colour Atlas & Text	Dr. Maji Jose	9
291	General Medicine	Ess. Of Medicine for Dental Students	Anil K.Tripathi & Kamal K Sawlavi	2
292	General Pathology	General Pathology Review	Dr. M.L.Gupts	1
293	Oral Surgery	Oral & Maxillofacial Surgery vol --I,II	Daniel M. Laskin	9
294	Oral Medicine	Dental Differential Diagnosis	L.C.Gupta & Gupta	1
295	Other	Dental Instruments	Chitra Chakrovathy	2
296	Oral Pathology	T.B. of Oral Pathology	Anil Ghom & S.Mhaske	2
297	Oral Pathology	Essentials of Oral Pathology	S.K.Purkait	10
298	Oral Medicine & Radiology	Oral & Maxillofacial Medicine	Crispian Scully	1
299	Oral Surgery	Anaesthesia & Analgesia in Dentistry	Pramils Bajaj	2
300	General Surgery	Manipal Manual of Surgery	K. Rajgopal Shaney & Anithia Nileshwar	2
301	Pedodontics	Mc Donald's Dentistry For the Child & Adolescent	Dean Mc Donald	1
302	Periodontics	Introduction to Oral Implantology	Dr. vipin Kr. Dabas & Dr. Usha Dabas	5
303	Oral Pathology	Guide to Oral Pathology	KMK Masthan & Other	3
304	Periodontics	Review of Periodontics Q & Ans . Format	Dr.Hannant	5
305	Prosthodontics	Handbook of Computer Denture	Dr. Vinay C.G. C. Dr. Sridhar R Kulkarni	5
306	Oral Pathology	Oral Pathology	Joseph A. Regez James T Sciabba & Richard C.K. Tordan	1
307	Prosthodontics	Review of Complete Denture	Lovely M	2
308	Other	Methods of Priostatistics ,Biostati	T. Bhaskara Rao	2
309	General Pathology	General Pathology & Microbiology (Q & Ans.)	Praveen Bansal ,Singi Yatiraj	4

310	Oral Surgery	Surgical Correction of Facial Detormities	Varghese Mani	1
311	Oral Pathology	Oral Pathology (A Complete Sovled Q. Bank )	Anand S. Tegginamam	1
312	Biochemistry	Hand book of Biochemistry	Dr. U.N.Panda	1
313	General Pathology	Hand Book of Pathology	Dr. U.N. Panda	2
314	Oral Pathology	Viva In Oral Pathology	Soma Sundaram	3
315	Microbiology	H.B.Of Microbiology and Parasitology	Dr. U.N. Panda	2
316	Conservative & Endodontics	T.B.of Pri. Clinical Conservative Dentistry	Nisha Garg & Amit Garg	3
317	General Medicine	1000 Questions & Ans. ( From Clinical Medicine )	Parveen Kumar & Michael Clark	1
318	Pharmacology	Handbook of Pharmacology	U.N.Panda	2
319	Pharmacology	Pharmacology and Pharmacotherapeutics	R.S. Satoskar & other	2
320	General Anatomy	Medical Gentics for Dental Students	G.P.Pal	3
322	Other	Mastring the B.D.S. Last year	Hemant Gupta, Mumtaz Khan	1
323	Oral Medicine & Radiology	Principles & Practice of Medicine	N.A. Boon	1
324	Dentistry	Clinical Operative Dentistry Principle & Practice	Ramya Raghu	2
325	Oral Medicine	Orofacial Disease	Crispian Scully	2
326	Cummunity Dentistry	A T.B. of Public Health Dentistry	C.M. Marys	2
327	Oral Medicine & Radiology	C.A. Of Common Oral Disease	Robert P. Langlais & Others	1
329	Orthodontics	Graby's T.B.of Orthodontics ( Basic Principle & Practice )	Sridhar PremKumar	1
330	Physiology	Physiology & Biochemistry ( Solved & Papers ) for BDS	Singi Yatiraj	1
331	Other	A.C. A. of Acid Etch Technique	J.J.Murray & T.G. Bennech	1
334	Orthodontics	Orthodontics (Short Notes & MCQ'S )	Sanjay Kumar	1
335	Other	A Hand Book for Dental Hygientsts	w. J.N. College, T. F. Walsh & Fingers	1
336	General Surgery	A Concise T. B. of Surgery	Somen Das	2



337	Pathology	Pathology & Microbiology ( Solved Q. Papers ) for BDS	Singi Yatiraj	1
339	Other	Dentistry	John Rowsm & Adran Slaney	1
340	Periodontics	Viva Voceh Periodontics	T siji Jacob & P Arunmozhi	2
341	Conservative & Endodontics	Ess. Of Oprative Dentistry	I Anand Sherwood	1
342	Prothodontics	Understanding Partical Denture Design	Kenineth Tyson & Others	1
344	Oral Surgery	Killey's and Kay's Outline of Oral Surgery ( Part - I)	Gordon R. Seward, M. Harri's & D.A.MC Gowan	3
345	Oral Surgery	An Outline of Oral Surgery ( Part -II )	H.C. Killey , G.R.Seward and L.W.Key	3
346	Oral Medicine	Short Q & Ans. In Oral Medicine & Oral Pathology	N. S. Yadav	3
347	Prothodontics	Review of Removable Partical Denture	Lovely M	1
348	Dental Anatomy	Synopsis of Dental Anatomy and Histology	N.K. Choudhary	1
350	Other	Medical Emergencies & Medically Compremied	Sachin Sachdeva	1
351	Oral Medicine & Radiography	Clinical Manual for Oral Dianosis	Beena Varma	2
352	Conservative & Endodontics	T.B. of Conservative Dentistry	Usha Dabas & Vipin k. Dabas	3
353	Orthodontics	orthodontics Manegement Of Uncrowded class II Div one	John C. Bennett Maloclslon In chidrd	1
354	Dental Material	Applied Dental Matsides	John F. Mc Cabe & Angus W.G. Walls	1
355	General Medicine	Clinical Medicine In Dental Practice	Gururaj B. Sattur & Shyam G. Amar ,S.N.Chugh	3
356	Orthodontics	Esthetic Orthodonotics and Orthodontics and Orthodontics Surgery	David M. Sarver	1
357	Orthodontics	Dentofacial Orthodontics with Functional Appliance	Thomas M. Graber & others	2
358	Dental Material	Dental Materials (Prep . Manual for V.G.)	M S Koudi & S.B.Pati	1

359	Dictionary	Taber's Cyclopedic Medical Dictionary	Donald Venes	2
361	General Surgery	Operation theatre technique and Management	Dr. G.N. Sharma	1
362	General Medicine	Manipal Manual of Medicine for B D S	B. A. Shastry	1
364	General Medicine	API T.B. Of Medicine	Siddharth N. Shah	1
365	P.H. Dentistry	A.T.B. of Public Health Dentistry	C M Marya	1
366	Anatomy	Made Easy Anatomy	B. Uday Kiran	4
368	Anatomy	Ess. Of Anatomy for Dentistry Students	D.K.Singh	5
369	Anatomy	Medical Genetics for Dental Students	G.P.Pal	2
370	Pathology	Robbins and Cotran Pathologic Basis of Disease	Kumar , Abbas & Fausto	3
372	General Surgery	A Manual on Clinical Surgery	S. Das	1
373	Orthodontics	Dentofacial Deformities ( Integrated Orthodontics Surgical vol - II ,III,IV	Bruce N. Epker. ,John P. Stella& Leward C.	3
374	Pharmacology	T.B. of Pharmacology	S.D.Seth	1
375	General Surgery	T.B. of Surgery for BDS	Sanjay Marwah	1
376	General Medicine	Essential of Medicine for Dental Students	Anil K . Tripathi & Kamal K. Sawlani	1
378	General Medicine	Manson's Tropical Diseases	Charles wilcocks & P.E.C. Manson Bahar	1
380	Prosthodontics	Babush Dental Implants Principles & Practice	Charles wilcocks & P.E.C. Manson Bahar	1
381	Anatomy	Secrets Human Body	Lionel Bender	1
382	Other	Novin Dental Review Vol -I ,II	Dr. N.K. Choushary	2
383	Anatomy	Ess. Of Anatomy & Physiology	Scanlon Sanders	2
384	General Surgery	Manual on Clinical Surgery	S.Das	3
385	General Medicine	Advance in Medicine	Prof. R. Viswanathan	1
386	Oral Medicine & Radiology	Current Emergency Diagnosis & Treatment	C. Keith Stone & Roger	1
388	Other	The Hutchinson, Encyclopedia of Science		1
389	Anatomy	B. D. Chaurasia Human Anatomy Vol - I,II	I.B. Singh	2

390	Microbiology	Method in Moeculer , Biology & Protein	Brendra D. Spangler	1
391	Other	Mosby's Comprehensive Review Of Dental Hygiene	Michele Leonardi Darby	1
392	Oral Surgery	Surgical Techniques in Cleft lip & Palate	Janus & Berdach & Kenneth E. salyer	1
393	Physiology	Manual of Practical Physiology for BDS	A.K. Jain	1
395	Pathology	Practical Pathology & Microabiology Dental Stuedents	Dr. Tejender Singh & Baveja , Chaturvedi	2
396	Microbiology	T. B.of Microbiology for B DS	Prof. C.B. Baveja	1
397	Oral Surgery	Short T. B. of Surgery	Himanshu Roy	2
398	Prosthodontics	Fundamental of Fixed Prosthodontics	Herbert T. Shilingburg	5
399	Oral Surgery	Manual of Surgery	Sri Ram Bhat	2
400	Oral Medicine & Radiology	Clinical Medicine	Saxil & Warner	2
401		Diabetes Melitus	C. Ronald Kahn	1
402	Oral Medicine & Radiology	Symptoms and Signs in clinical Medicine	Hodder Arnad	2
403	Oral Medicine	T.B. of Medicine	W. J. Strachan ,Munjal	4
404	Therapeutics	Medical Management Therapeutics	Praveen Kumar	2
405	Oral Histology	T.B. of Histology	J.P. Gundsegaran ,G.Pal	5
406	Clinical Method In Surgery	Clinical Method In Surgery	Sriram Bhat M	2
407	Oral Medicine & Radiology	Manual Of Medicine	M. Manthappa	2
408	Hematology	T. B. of Hematology	Dr. Tejender Singh ,Ramnilk Sood	5
409	Surgery	Current Diagnosis & Treatment	Doherty	2
410	Pathology	Essentials of Clinical Pathology	S.M. Kawthakar	2
411	Immunology	Cellrlar and Molecular Immunology	A.K.ABBAS	2
412	Dictionary	Medical Dictionary	Oxford	2
413	Oral Medicine & Radiology	Respiratory Medicine Cecills, Medicine	Stephen Capman Goldman	3
414	Haematology	Practical Haematology	S.M.Lewis	1
415	Oral Surgery	Essential Principles of Surgery	Rajeev Sinha	1
416	Embryology	Larsen's Humman Embryology	Schoenwolf	1

417	Pathology	Smart Study Series Pathology	Charanjeet Ahluwalia	2
418	Oral Medicine & Radiology	Golwalla's Medicine	A.F. Golwalla	1
419	Diseases	Manual On Tuber Culvisis & lung Diseases	V.K. Arora	1
420	Dental Clinical Advisor	Dental Clinical Advisor	J.R. Hupp	2
421	Oral Surgery	Surgical Care at the Hospital District	WHO	1
422	Oral Medicine & Radiology	Essentials of Medicine	Thomas Andrwoli Elsevier /Saunders	1
424	Oral Medicine & Radiology	First Aid Emergency Medicine	David S. Howes	1
425	Pathology	Robbin's Basic Pathology	Vinay Kumar	1
426	Anatomy	Gross Anatomy	K. won Chang	2
427	Pathology	Rapid Review Pathology	Edward F. W	2
428	Medical Science	Medical Science	J. Naish	2
429	Clinical Examination	Clinical Examination	Owen Epstein & Others	1
430	Oral Surgery	Oral & Maxillofacial Surgery	D.M. Laskin	2
431	Anatomy	Netter's Clinical Anatomy	Hansen	1
434	Oral Medicine & Oral Radiology	Manual of Clinical Practical Medicine	G. S. Sinnatamby	1
435	Anatomy	T.B.Of Anatomy Vol - I ,II,III	Inderbir Singh	6
436	Pharmacology	Pharmacology & Pharmacotherapy	R.S. Satoskar	8
438	Other	Drugs In Dentistry	Mosby	2
439	Oral Surgery	T.B. of Oral & Maxillofacial Surgery	S.M. bhalji	2
440	Microbiology	Jawetz's Medical Microbiology	Geo . F. Brooks	2
441	Pathology	T.B. of Pathology	Mrinalini Sant ,Dutta & Sanyal ,Mandal	11
442	Anatomy	Dessection Guide for Humman Anatomy	Ravid , Mohan ,A. Halin	3
443	Surgery	The Washington Manual of Surgery	M.E. Kingensmith	1
444	Anatomy	Atlas of Anatomy	thieme Atlas	1
445	Physiology	Principle of Anatomy & Physiology	G. J. Tortora	3
446	Oral Medicine & Oral Radiology	Bedside Medicine without Tears	S.N.Chugh	2

447	Pathology	Robbins Basic Pathology	Kumar	1
448	Pathology	W weater's Basic Pathology	Barbara Young & other	2
449	Pharmacology	Pharmacology	R.D. Howland, w.c.Evans	4
451	Microbiology & Parasitology	Microbiology & Parasitology	Reddy	1
452	Biochemistry	Medical Biochemistry	J.W. Baynes ,K.D.Tirpathi	7
453	Anatomy	Clinical Anatomy	Kulkarbi,ELL'S	6
454	Anatomy	The Practical Manual of Illustrated Anatomy	Kakar	2
455	Pharmacology	Pharmacology Examination Board Review	B.G. Katzung	1
456	Hematology	Atlas wintrobels of Clinical Hematology	D.C. Tkachuk	1
457	Microbiology Immunology	T.B.Of Microbiology Immunology	S.C.Panja	1
458	Physiology	Berne & Levy Physiology	Koppen	2
459	Physiology	understanding Medical Physiology	R.W. Bilani/ w.F.Bovon	3
460	Physiology	Applied Physiology	Samson Wright	2
461	Physiology	Physiology Prep Manual	V.D. Joshj	1
462	Biochemistry	Principle of Biochemistry	Lehninger (Nelson )	3
463	Oral Medicine & Radiology	Respiratory Medicine	S. Chapman	1
464	Oral Medicine & Radiology	Essential of Clinical Medicine	P.Kumar	1
465	Orthodontics	T.B.Of Orthodontics	S. Prem Kumar ,S.Gowrisankar	6
466	Diagnosis	Difrential Diagonsis of Oral & Maxillofacial	P. W. Goaz , N.K. Wood	1
467	Cons. & Endo .	Ingle's Endodontics 6	Ingle , Bakland	3
468	Pediatric	Pediatric Dentistry	M.S. Muthu	3
469	Pediatric	Hand book of Pediatric Dentistry	A.C. Cameron , R.P. Widmer	4
470	Dentisty	Pickard's Manual of Perative Dentistry	Kidd, Simth	2
471	Cons. & Endo .	Review of Endodontics & Operative Dentistry	N. Gard / A. Garg	2
472	Cons. & Endo .	T.B. of Endodontics	U.Dabas ,Mithra Hegde,Nisha Garg	6
473	Biochemistry	Lipaincott's Biochemistry	P.C. champe	3



474	Biochemistry	Biochemistry Illustrated	P.N. Campbell , A.D. Smith	2
475	Oral Surgery	T.B.Of Oral & Maxillofacial Surgery	Neelima Anil Malik ,S.M.Balaji	4
476	Oral Surgery	An Introduction to Oral & Maxillofacial Surgery	D. A. Mitchell	2
477	Chemistry	Tietz Fundamental of Clinical Chemistry	C. A. Burtis	2
478	Oral Medicine & Radiology	Fundamental Of oral Medicine & Radiology	D.N. Bailoor , K.S. Nagesh	2
479	Dentistry	Dentistry for the child and Adolescent	MC Donald /Dean	2
480	Dentistry	Fundamental of Laser Dentistry	kirpa Johar	2
481	Dentistry	A practical Guide to Hospital Dentistry	K.A. Verghese	2
482	Other	Local Anesthesia	Malamed	2
483	Pediatric Operative	Pediatric Operative Dentistry	M.E.J. Curzon	2
484	Diseases	PDQ Oral Diseases	J.J. SciubBA	2
485	Drug	Dental Drug Reference	Picett	2
486	Orthodontics	Orthodontics Notes & Biomechanics	M.W. Jones	1
487	Orthodontics	The Orthodontics Patients Treatment	Ireland & Mc Donald	2
488	Pharmacology	Goodman & Gilman's The Pharmacological Basic of Treatment	L.L. Brinton	1
489	Pathology	Oral Pathology	Rigzi ,Soames/ Southam	4
490	Orthodontics	Review in Orthodontics	Ashok Kr. Jena	1
491	Microbiology	Essential of Microbiology for Dental Students	J. Bagg & Other	3
492	Atlas	A Colour Atlas of Acid Technique	J.J. Murray T.G. Burnnett	1
493	Other	Dentofacial Deformities	Bruce Epker	1
494	Health	T.B. Of Public Health Dentistry	C M Marya	2
495	Radiology	Essential Of Dental Radiography Radiology	Fric Whaites	2
496	Pharmacology	Pharmacology Therapeutics Dentistry	Yagiela / Dowd	2
497	Anatomy	Woelfel's Dental Anatomy	R.C. Scheid	1
499	Orthodontics	Orthodontics Principle & Practice	Gill / Naini	1

500	Orthodontics	Orthodontics at a Glance	Dalit S. Gill	2
501	Pedodontics	Principles & Practice of Pedodontics	Arthi Rao	6
502	Oral Medicine & Oral Radiology	Radiography and Radiology For Dental Care Professionals	Erce Whaites	2
503	Orthodontics	Clinical Orthodontics	Ashok Karad	2
504	Preventive	MCQ in Preventive & Community Dentistry	Manish Kumar	1
505	Orthodontics	Orthodontics Pearls	Flikim Mizrahi	1
506	Atlas	Colours Atlas of common Oral Diseases	R.P. Langlais	1
507	Orthodontics	Tie Edge Orthodontics	R. Parkhouse	1
508	Orthodontics	Current Therapy In Orthodontics	Ravindra Nanda , Sunil Kapila	1
509	Orthodontics	Orthodontics Treatment at the Class - III Compliant Patient	M.A. Papadopoulos	1
510	Orthodontics	Enhancement Orthodontics	M. Benard Ackerman	1
511	Other	Implant site Development	Michael Sonick	2
512	Other	Managing Health & Safets in the Dental Practice	Jane Bonehill	1
513	Community Dentistry	Dentistry Dental Practice & the Community	B. A. Burt , S. A. Eklund	2
514	Oral Surgery	C.A. of Dental Implant Surgery 2nd Edition	M. S. Block	1
515	Health	Health Behaviour Change In the Dental Practice	C.A. Ranseuer / J.E. Suran	1
516	Pathology	Oral Medicine & Pathology at a glance	C. Scully & other	1
517	Orofacial	Orofacial Pain : A guide to Medication & Mgt.	G. T. Clark	1
518	Human Dieases	T.B. of Human Dieases in Dentistry	M. Green wood	1
519	Pathology	Dental Morpathology	G.C.V.Beek	1
520	Haematology	Clinical Haematology in Medical Practice	Frank Firkin	1
521	Dental	The Fearful Dental Patient	A. weiner	2
522	Pharmacology	Applied Pharmacology for the Dental Hygicnist	F.B. Haveles	2

523	Compromised Patient	Dental Mgt. of the medically Compromised Patient	J. Little / C. Millor	1
524	Osseointegration	Osseointegration Management for the Dental Team	Abjorn Joksted	1
525	Health Care	Preventive in Clinical Oral Health Care	D.P. Cappeli C.C. Mobley	1
526	Dental	Basics of Dental Tech. A Step By Step Approach	David Pattrick Tony John Son & other	1
527	Comprehensive Occlusal	Comprehensive Occlusal Concepts in Clinical Practice	I.M. Becker	1
528	Other	Toothivear	F. Khan / w.G. Young	1
529	Other	Cancer of the Head & Neck	J.M. Shah	1
530	Oral Medicine & Oral Radiology	Dental Radiography Pri. & Technology	J. M. Lannucci	2
531	Atlas	Difiore's Atlas of Histology	V.P. Eroschenko	1
532	Histology	Development and Histology	J. K. Aveary	2
533	Therapy	Implant & Oregenerative Therapy In Dentistry	P. A. Fugazzotto	1
534	Treatment	Implant Treatment Planning for the Edentulous Patient	Edmond Bedrossian	1
535	Advisor	Dental Clinical Advisor	J.R. Hupp	1
536	Prosthodontics	Clinical Cases in Prosthodontics clinical Cases Series	Laila Jahangiri	3
537	Histology	T. B.Of Human Histology	Inderbir Singh	8
538	Management	Practice Managemet for the Dental Team	Finkbeiner	1
539	Atlas	Pocket Atlas of Fndodontices Practice	Seong Jong Lee / Rudolf Beer	4
540	Cons. & Endo .	Principal & Practice of Endodontics	Walton / Torabianajad /Michel	3
541	Cons. & Endo .	Essential Endodontics : Prevention & of A Pical Periodontics	D. Orstavik & T. Pitt Ford.	1
542	Oral Pathology	Biopsy Pathology of the oral Tissues	Odell / Morgan	1
543	Health	Biostatistics for oral Health Care	Kim / Dailey	2
544	Maxillofacial	Cysts of the Oral and Maxillofacial Regions	Mervyn Shear / P.M. Speight	1

545	Diagnosis & Risk Predication o	Diagnosis & Risk Predication of Dental Caries	Per Axelsson	1
546	Periodontics	Foundation of Periodontics for the Dental Hygienist	Jills. Neild - gehrig D.F. Willmann	2
547	Periodontics	Periodontal Medicine	Rose , M.Eley /Manson	3
548	Periodontics	Practical Periodontal Diagnosis & Treatment Planning	Serge Dibart	2
549	Periodontology	Clinical Periodontology & Implant Dentistry	Lindhe /Wang	2
550	Periodontology	Critical Decisions in Periodnatlogy	Watter Hall	2
551	Periodontology	System Biology Periodontal Medicine and Mosby's Comprerensive Dental Hygiene	Brian Henderson & Others	2
552	Diseases	Oral soft tissue Disease	R. New Land	1
553	Periodontal	Periodontal Restorative Interrelationship	Frgazzotto	1
554	Oral Medicine & Oral Radiology	Fundamental of Dental Radiography	Manson / Hing	1
555	Dental Material	Dental Material : Clinical Application	Hatrick	1
556	Operative Dentistry	Pickard's Manual of operative	Edwina .Kidd	2
557	Others	Oral Cavity Reconstrcution	T.A. Day , D.A. Givod	1
558	Oral Medicine & Oral Radiology	Oral Diagnosis , Oral Medicine & Treatment Planning	S.L. Bricker , C.S. Miller	2
559	Cons. & Endo .	T.B. of Operative Dentistry	Amit Garg , Nisha Grag	5
560	Dentistry Clinical	Estnetic Dentitry in Clinical Practice	Marc. Geirsberger	1
561	Conservative & Endodontics	Invisible Esthetic Ceramic Restorations	Sidney Kina August	1
562	Prosthodontics	Stewartis clinical Removable Partial Prosthodontics	R.D. Phoenix , D.B.Conga	1
563	Cons. & Endo .	Pickard's Manual of operative Dentistry	E.A.M.Kidd	2
564	Cons. & Endo .	Fundametal of Opertive Dentistry	James B. Summit	5
565	Atlas	Atals of Porcelain Restorations	H. Denissen & Others	1

566	Conservative & Endodontics	Esthetic Dentistry & Ceramic Restorations	Tovati	1
567	Prosthodontics	Clinical Maxillofacial Prosthetics	Taylor	1
568	Oral Medicine Radiology	Oral & Maxillofacial Radiology	D.M. Donald	1
569	Dentistry	Oral Implantology	Shumon Otobe	1
570	Dentistry	Esthetics In Dentistry - II	Ronald E. Goldstein	1
571	Feline Dentistry	Feline Dentistry Oral Assec./ Treatment / Prev.Care	Jan . Bellows	2
572	Medical Dictionary	Stedman's Medical Dictionary	J.K.Stegman	1
574	Prosthodontics	Prosthodontics in clinical Practice	Robert S. Klugman	2
575	Dentistry	Principle and Practice of Laser Dentistry	Robert A Convisser	1
576	Dentistry	Implants in Clinical Dentistry	Richard M Palmer & Grag	4
577	Restorative Dentistry	Restorative Dentistry	France Berena /A.D. Wolmsley	2
578	Oral Surgery	Practical Advanced Periodontal Surgery	Serge Dibart	2
580	Dentofacial Deformities	Dentofacial Deformities Vol - I	Bruce N. Epker.	3
581	Periodontics Medicine	Periodontics Medicine Surgery & Implant	L.F. Rose, D.L. Mealya & other	3
582	Cons. & Endo .	Grossman's Endodontics Practice	Suresh Chandra , V. Gopi Krishna	25
583	Treatment Planning	Treatment Planning in Dentistry	Stefanac / Nesbit	2
584	Implant Dentistry	Implant Dentistry today A Multidisciplinary App. Vol - I,II,III,IV	Linkow	4
585	Atlas Of Radiographic	Atlas Of Radiographic Vol --I ,II,III	E.D. Frank B.W. Long .	3
586	Pathology	Anderson Pathology vol - I ,II	Ivan Damjanov, James Linder	2
587	Oral Surgery	Practical Osseous Surgery In Periodontics & Implant Dentistry	Serge Dibart , & J.P. Dibart	1
588	Fundamental Dentistry	Fundamental of Esthetic Implant Dentistry	Abd El Salam El Ackary	1
589	Histopathology	Lever's Histopathology of Skin	David . Elder	1



590	Prosthodontics	Design of the Practical Removable Denture : Step by Step	Micheelsen	1
591	Prosthodontics	Prosthetic Treatment of the Edentulous Patient	R.M. Baskar & Other	1
592	Dental Occlusion	Practical Guide on Dental Occlusion	A.E.M. Freese	1
593	Atlas	Atlas of Cosmetic & ReConstative Periodonial Surgery	Edward's Chen	1
594	Endodontology	Problem Based Learning in Endodontology	Pitt/ Ford's /M.A. Baumann	2
595	Oral Radiology	Ex. In oral Radiology and Inter pretation	R.P. Langlais	1
596	Dentistry Scientific Evdence for Clinical	Bonding to Ceramics : Dentistry Scientific Evdence For Clinical	Alyano Della Bona	1
597	Facial Aesthetics	Facial Aesthetics : Concept & Clinical Diagnosis	Rhad . Naini	1
598	Prosthetic Rehabilitation	Prosthetic Rehabilitation Part - II	Giulio Preti	1
599	Prosthetic	Preception - Esthetics in Metal free Prosthesis	M. A. Bottino	1
600	Prosthodontics	T.B.of Prosthodontics	Deepak Nallaswamy	16
601	Oral Medicine & Oral Radiology	T.B. of Medicine for MBBS	S.N. chugh	2
602	Cons. & Endo .	Spurdevant's Art & Science of operative Dentistry	Theodore Roberson	2
603	Complete Denture	Essentials of Complete Denture	Winkler	2
604	Prosthodontics	Mc Cracken's Removable Partical Prosthodontics	Alan B. Carr David T. Brown	10
605	Complete Denture	Syllabus of Complete Denture	C.M. Heatwell Arthur O. Rohn	2
606	Cons. & Endo .	Endodontics Biological Concepts & Tech. Resources	M.R. Leonardo , R.T.Leonardo	1
607	Fundamental of Tooth	Fundamental of Tooth Preparations	J.C.Kessler	1
608	Cons. & Endo .	Principle & Practice of Operative Dentistry	G.T. Charbeneau	2
610	Orthodontics	Orhodontics : Currents Principle & Technique	Graber / Vanarsdall	1

611	Atlas	Colours Atlas of Endodontics	William T. Johnson	1
612	Prosthodontics	Clinical Dental Prosthetics	A. Roy Mac Gregor	1
613	Removable Partial Dentistry	Clinical Guide Dentistry Removable Partial Dentistry	John D. Jones	1
614	Contemporary Treatment of Dentofacial	Contemporary Treatment of Dentofacial Deformity	William R. Proffit	1
615	Oral Maxillofacial Surgery	Principle of Oral & Maxillofacial Surgery Vol - I,II	M. Miloro & Others	2
616	Periodontology	Critical Decisions in Periodontology	Hall	1
617	Prosthodontics	Contemporary Fixed Prosthodontics	Rosenthal, Land	4
618	Removable Denture	Design of the Practical Removable Denture: Step by Step	J. Garcia Mitchelson, P.H. E.O Astudillo	1
619	Contemporary Esthetic Dentistry	Contemporary Esthetic Dentistry	George Freedman	2
620	Prosthodontics	Prosthodontics Treatment for Edentulous Patients	Zarb, Hobkirk Eckert, Jacob	21
621	Orthodontics	Orthodontics Management of Uncrowded Class II Division one Malocclusion in Children	John C. Bennett	2
622	Mini Dental Implants	Mini Dental Implants Principle & Practice	Sendax	2
623	Orthodontics	Current Therapy In Orthodontics	Ravindra Nanda, Sunil Kapila	3
624	Disorders and Occlusion	Mgt. of Temporomandibular Disorders and Occlusion	Jeffery P. Okeson	1
625	Pediatric Dentistry	T. B. Of Pediatric Dentistry	Nikhil Marwah, J. Pinkham	9
626	Oral Cavity Reconstruction	Oral Cavity Reconstruction	T.A. Day, D.A. Givod	1
627	Clinical Dentistry	Clinical Problem Solving in Dentistry	Edward W Opell	1
628	Dental Implant	Dental CT third Eye in Dental Implants	Jaju. P. Prashant	1
629	Orthodontics	Orthodontics Retainers & Removable Appliances (Theory & Practice)	Fried's Luther and Zarana Nelson - Moon, McDonald / Dean	3

630	Dental Anatomy	Sculptdntia Guide to Tooth Carving	Srikant Nataraja , Amrita Venay gopal	1
631	Others	Matrials used In Dentistry	S. Mahalaxmi	1
632	Oral Surgery	Manual of Dressar	Dr.Shivbachan Pandey	1
633	Oral Medicine & Oral Radiology	H.B. of Sonographic Techenique	Fazal Ahmad	1
634	Cons. & Endo .	Ess. Of P. Conservetive Dentistry	Harpreet Singh	1
635	Oral Medicine & B Oral Radiology	Humman Disease for Dentistry	Farida Fortune	2
637	Pediatric Dentistry	Understanding & Management of Special Child In Pediatie Dentistry	Priya Verma Gupta	1
638	Oral Surgery	Master Dentistry Vol - I O/S OMR Pathology	Paul Coulth & Others	1
639	Endodontics & Cons.	Master Dentistry Vol - II Cons. , Pedo. , Ortho.	Petr Heasman	2
640	Endodontics & Cons.	Ess. Of Opretive Dentistry	Anand Sherwoosd	1
641	Oral Medicine & Oral Radiology	Current Medical Diagnosis & Treatment 2012	Stephen J. Mcphee	1
642	Prosthodontics	Stewartis clinical Removable Partial Prosthodontics	Radney D. Phoenix & others	2
643	Orthodontics	Facial and Dental Planning For Orthodontics & oral Surgeorus	Arnett . Mc laughlin	3
644	Orthodontics	Orthodontics Diagnosis & Management Of Malocclugion and Dentofacial	Om Prakash Khbanda	2
645	Orthodontics	1001 Tips for Orthodontics & its Secects	Esequiel E. & Larry White	3
646	Orthodontics	T.B. Of Orthodontics	S.E. Bishara ,Martyn T. Cobourne	4
647	Pedodontics	Pediatric Dentistry	Casamarsimo & Fields	3
648	Pedodontics	Pediatric Dentistry Principle & Practice	M S Muthu, N. Sivakumar	3
649	Cons. & Endo .	Cohen's Pathways of the Pulp	Stephen Cohen	1
650	Orhodontics	State of the Art Orthodontics	Hugo Trevisi	3

651	Orthodontics	Contemporary Orthodontics	William R. Proffit	5
652	Orthodontics	Dentofacial Integrated Orthodontics & Surgical Correction vol - I,II,III,IV	Bruce N. Epker.	4
653	Oral Pathology	Oral Pathology	Vijay Kr. Biredor ,Liwis R. Eversole	4
654	Pedo . Thesis	Minimal Intervention Dentistry	Dr. Ashok Kumar	1
655	Prosthodontics	Osseointegration Management for the Dental Team	Dr. Fahad	1
656	Orthodontics	Orthodontics Treatment of Impacted Teeth	Adrian Becker	3
657	Periodontics	Periodontics in Practice Sc & Humanities	Trevel LP Watts	1
658	Orthodontics	Evidence Based Orthodontics	Grag J. Huang , Stephen Richmond & Katherine	2
659	Prosthodontics	T. B. of Complete Dentures	Arthur O. Rohan & Other	3
660	Prosthodontics	Management of Temporary Medical Disorders and Occlusion	Jeffery P. Okeson	2
661	Periodontics	T.B. of Periodontology & oral Implantology	Dlop G. Nayak	1
662	General Surgery	Soft Tissue Tumors	Sharon W . Weiss & Goldblum	1
663	Others	Clinical Problem Solving in Dentistry	Edwaerd W. Odell	2
664	Periodontics	Periodontics Revisited	Shalu Batta	1
665	Pathology	Bancroft's Theory & Practical of Histological Techniques	S.Kim Suvamg	2
666	Dental Anatomy	Oral Anatomy Histology & Embryology	B.K.B. Berkowitz & Others	3
667	Others	Dental Treatment of Medically Compromised Patient	Ragab Radwan , R.E. Bealy	4
668	Dental Anatomy	Sculptodontia Guide to Tooth Carving	Srikant Nataraja , Amrita Venay gopal	5
669	Oral Pathology	Clinical Outline of oral Pathology	Liwis R. Eversole	2
670	Others	Mosby's Dental Hygiene	Susan J. Daniel	1

671	Anatomy	Netter's Head & Neck Anatomy For Dentistry	Neil S . Norton J.T.Hanson & F.W Baker	5
672	Oral Medicine & Oral Radiology	Radiographic Imaging Dental Student & Practics	Miles , Van Dis, Williams & Jensen	2
673	Oral Microbiology	Oral Microbiology	Philp D. Marsh	3
674	Periodontics	Mini Dental Implants Principle & Practice	Victor I. Sendax	1
675	Periodontics	T.B. of Human Dieases in Dentistry	Mark Green Wood	1
676	Oral Surgery	Local Anasthosia For the Dental Hygienist	Demetra Daskalos Logothtis	1
677	Orhtodontics	The Orthodontics Patiant Treatment & Biomechanics	A.J. Ireland & Fraser Mc Donold	1
678	Pathology	Pathology for Dental Students	Geetika Khanna Bhattacharya	5
679	Pedodontics	Mcdonald's Dentistry for the Child & Adolescent	Jeffrey A. Dean Macdonald	2
680	Oral Surgery	Oral and Maxillofical Infections	R.G. Topazian Godberg & Hupp	1
681	Peridonotics	Clinical Practice of the Dental Hygienist	Esther M. Wilkirs ,nield - Genrig	2
682	Peridonotics	Clinical Periodontology & Implant Dentistry Vol - I,II	Jav Lindhe	2
683	Others	Mosby's Comprehensive Review Of Dental Hygiene	Michele Leonardi Darby	1
684	General Surgery	lore & Medina An Atlas of Head & Neck Surgery	John M. Lore	1
685	Periodontology	Clinical Problem solving In Periodontology & Impect	F.J. Hughes	1
686	Peridonotics	Fundamentals of Periodontical Insturmentation & Advanced Root	J.ll. S. Neeld Gehrig	2
687	Peridonotics	Implants in Clinical Dentistry	R.M. Palmer	1
688	Oral Medicine & Oral Radiology	Dental Radiography Pri. & Technology	Stuart C. White & Michel J Pharooh	1
689	Oral Pathology	Oral Pathology Clinical Pathologic Corelations	Regez, Jordany	1



690	Oral Pathology	Oral Pathology for the Dental Hygienist	Olga A.C. Ibsen & J. Andersen Phelan	2
691	Oral Medicine & Oral Radiology	Sedafion , A Guide to Patient Managemet	Stanlely T. Malamed	1
692	Public Health Dentistry	Essential of Public Health Dentistry (Community Dentistry )	Soben Peter	3
693	Oral Medicine & Oral Radiology	Oral Medicine & Medical Complex patients	Peter B. Lockhart	1
694	Dental Material	Basic Dental Materials	J.J.Manappallil	22
695	Orthodontics	Orthodontics Principle & Practice	Basaveraj Subhashchandra Pulari	8
696	Oral Pathology	Oral Pathology	J.V. Soames & J.C. Southam	1
697	P.H.D	T.B.Of Community Medicine	Sundar Lal	3
698	Dental Materials	Sc. Of Dental Materials Clinical Applications	V. Shama Bhat	4
699	Oral Surgery	H.B.Of Local Anesthesia	Stanlely T. Malamed	5
700	Microbiology	Essential of Microbiology for Dentistry	Lakshman Samarnayake	4
702	Pharmacology	Pharmacology and Dental Therapeutics	Robin A. Seymour & Yates	4
703	Anatomy	B.D. Chaurasia's Human Anatomy Vol - III	Krishna Garg	5
704	Pharmacology	Medical Pharmacology ,	Padmaja , Uday Kumar ,K.D.Tripathi	11
705	Biochemistry	T. B. Of Biochemistry	Dr. Kondreddy , Rambabu ,Satyanarayana	17
707	Pathology	Pathology Practical Book For Dental Student	Harsh Mohan Sugandha Mohan	10
708	Periodontics	Contemporary Implant Dentistry	CARL E. MISCH	1
710	Prosthodontics	Atlas Of Oral Implantology	A. Norman CRANIN	1
711	Dental Anatomy	Ten's Cat's Oral Histology	Antoni Nanci	15
712	Oral Surgery	Local Anesthesia for the Dental Hygienist	D. D. Lagolhetis	1
713	Others	Dental Treatment of Medically Comprised Patient	Ragab Radwan , R.E. Beialy	1

714	Oral Pathology	Cysts of the Oral and Maxillofacial Regions	Mervyn Shear / P.M. Speight	2
715	General Surgery	Manipal Manual of Surgery for Dentals	Rajgopal Shenoyk	2
716	Pedodontics	Illustrated Paediatric	P R Chockalingam	2
717	Prosthodontics	T. B . Of Prosthodontics	V. Rangarajan & T.V. Padomanabhan	10
718	General Surgery	Manipal Manual of Surgery for Dentals Students	K Rajgopal Shenay	3
719	Prothodontics	Dental Laboratory Procedures C.D. Vol - I ,II,II,	Robertm .Morrow & Rudd & Rhoads	3
720	Oral Medicine & Oral Radiology	Dental Application of Computrized Tomography	Stephen L. G. Rothman	1
721	Oral Medicine & Oral Radiology	Oseolntegracion Endodontics	Philip Worthingtong & other	1
722	Periodontics	Periodontal Regeneration Enhamed	Thomas G. Wilson	1
723	Oral Surgery	The sinus Bone Graft	Ole. T. Jensen	1
724	Periodontics	Dental Mainferauce For Patient with Peridodontics Diseases	Tomas G. Willson	1
725	Dental Material	Dental Material Properties & Selection	William J. O' Brjen	1
726	Dental Material	Bill's Orofacial Pains	Bill's Orofacial Pains	1
727	Oral Surgery	Biomechamics and Osteo synthesis of condylar Neck Frocture of the Mandible	Christain Krenker	1
728	Orthodontics	Tissue Integration in Oral Orthopedic & Maxilliofacial Reconstruection	William R. Lang & Tolman	1
729	Periodontics	Advance In Periodontics	Wilson / Kornoman / Newman	1
730	Oral Pathology	Oral Cancer	Robert A. Ord.	1
731	Prosthodontics	Treatment of the Edentalous Patients	Victor O. Lucia	1
732	Periodontics	Anibiotic / Antimicrobial Use in Dental Practice	Micheal Newman / Kenneth Kornman	1
733	Prosthodontics	Tissue Integrald Protheseses	Branemarik / Zarb / Albreksion	1
734	Oral Surgery	Oral & Maxillofacial Traumatology Vol - I	Eberhard Krugeri Wilfried Schilli	1
735	Pedodontics	Enamel Microabresion	Theodore P. Croll	1

736	Con. & Endo.	Esthetic Restorations	Paul J. Muja	1
737	Con. & Endo.	Fundamental Operative Dentistry	Richard S. Schwartz & others	1
738	Oral Medicine	Imaging In Esthetic Dentistry	Cony E. Goldstein & other	1
739	Oral Medicine & Oral Radiology	Cotemporary Dental Hygiene Practice Vol - I	Patricia A. Phagan	1
740	Oral Medicine & Oral Radiology	Laboratory Manual	Karen L Maloney	1
741	Anatomy	Anatomy for Dental Students	Martia E. Atkinson	1
742	Conservative & Endodontics	Endodontics Therapy	Franklin S. Weine	4
743	Other	Jens Christoph Turp Temperomandibular Pain	Jens Christoph Turp	1
744	Conservative & Endodontics	T.B. of Operative Dentistry	Sumeeta Sandhu , Vimal K. Sikri	7
746	General Surgery	Manipal Manual of Surgery	K. Rajgopal Shenoy	2
747	Oral Surgery	T.B. of Exodontia & Local Anesthesia In Dental	Dr. Rishi Kr. Bali	2
748	Pedodontics	Fundamental of Pediatric Dentistry	Richard J. Mathewson	3
749	Conservative & Endodontics	Summitt's Fundamental of Operative Dentistry	Hilton & Others	1
750	Pedodontics	Minor Tooth Movement In Children	Joseph M. Sim	1
751	Pedodontics	Pathogenesis and Prevention of Dental Periodontics	Stephen H. Y. Wei	1
752	Pedodontics	Fluoride in Dentistry	Ole Fejervik & Ekstrand & Burt	1
753	Pedodontics	Pediatric Orofacial Medicine & Pathology	Roger K. Hall	1
755	Oral Medicine & Oral Radiology	PJ Mehta's Practical Medicine	S.P. Mehta	3
756	Oral Medicine & Oral Radiology	T. B. of Oral Medicine	Anil Govindrao Ghom	13
757	Oral Medicine & Oral Radiology	Basic Oral Radiology	Anil Govindrao Ghom , Stuart C. White	4
758	Oral Surgery	T.B. of Oral Maxillofacial Surgery	S.M. Bhalji	5
759	Oral Pathology	Soft Tissue Tumors Enzinger & Weiss's	Sharon W. Weiss & Goldblum	3
760	Periodontics	Fundamental of Periodontics	Thomas G. Wilson Kornman	2

761	Prosthodontics	Practical Clinical Medicine of Prosthodontics	S. Lakshmi	2
762	Orthodontics	T.B. of Orthodontics	Gurkeerat Singh	6
763	Pharmacology	T. B. of Dental Pharmacology	H.L.Sharma & Others	3
764	Biochemistry	H. B.Of Biochemistry ,Manual Practical Biochemistry	M.A. Siddiqi & Tiwary ,K.P.Sinha	2
765	Histology	A Manual of Histology ( For Practical )	N.L.Mitra & Pd.	1
766	Cons. & Endo .	T. B. of Operative Dentistry , T.B.Of Endodontics	Nisha Garg & Amit	4
767	Periodontics	Clinical Periodontology and Implant Dentistry vol - I , II ,III	Jan Lindhe & Nilas P . Lang	4
768	Oral Medicine & Radiography	T.B. of Oral Medicine ,Oral Diagnosis & Oral Radiology	Ravikiran Orgole	2
770	Oral Pathology	Diagnostic Essential oral Pathology	Gabriela Koejan	1
771	Prosthodontics	Essential of complete Denture Prosthodontics	Sheldon Winkler	5
772	Orthodontics	T.B. of Orthodontics	Sandeep Goyal	3
773	Oral Surgery	T.B. of Oral & Maxillofacial Surgery	Rajiv M. Borle	4
774	Oral Pathology	Medical Emergencies in the Dental Office	Stanley F. Malamed	3
775	Prosthodontics	Fundamental of Fixed Prosthodontics	H. T. Shilligurg	3
776	Oral Medicine & Oral Radiology	Srainger & Allison's Diagnostic Radiology I , II	Andress Adam	2
778	Prosthodontics	Mc Cracken's Removable Partial Prosthodontics	Alan B. Carr David T. Brown	2
779	Periodontology	Manual Of Clinical Periodontics	Sharh Priya Reddy	2
780	Oral Medicine & Oral Radiology	Oral Radiology	Stuart C. White	3
781	Pedodontics	Mc Donald's Dentistry For the Child & Adolescent	Jeffrey A. Dean Macdonald	1
782	Dental Anatomy	Essential of Dental Anatomy & oral Histology	Kabita Chatterjee	7
783	Oral Histology	Atlas of Oral Histology	Harikrishnan Prasad	3
784	Oral Medicine & Oral Radiology	Pocket book of Oral Disease	Crispian Scally	2

785	Anatomy	Surface and Radiological Anatomy	A. Halim	3
786	Oral Pathology	Essential of oral Histology	Maji Jose	5
787	General Anatomy	Junquiera's Basic Histology Text & Atlas	A.L. Mescher	2
788	Anatomy	Roes & Wilson Anatomy & Physiology in Health	Anne Wangh & Grant	1
789	Dental Material	Craig's Restorative Dental Material	Johan M. Powers	2
790	Oral Surgery	Oxfrord T. B. of Anesthesin for Oral Max. Surgery	Tam Shan	1
791	Oral Medicine & Oral Radiology	Hutchison's Clinical Methodes	Michael Swash & Michal Glynn	2
792	Pharmacology	T.B. of Pharmacology for Dentistry & Allied Healk	Padmaja , Uday Kumar	7
793	Orthodontics	Orthodontics ( Exam Preporatorly )	Sridhar Premkr	1
794	Peridonotics	Concise Peridonotics	Nymphea	4
795	Oral Medicine & Oral Radiology	Modern Dental Assistry	Doni L. Bird & Debbi's Robison	1
796	Prosthodontics	Advance Facial Plactical Reconstructive Surgery	J. ReganThomos	1
797	Others	Dentest Basic Sc.	S. Gowrisankar	1
798	Pharmacology	Clinical Pharmacology Review	S. R. Saif	8
799	Oral Pathology	Oral & Maxillofical Pathology	Neville & Others	3
800	Periodontics	Clinical Periodontology	B.R. R. Varma & Nayak	3
801	Anatomy	Exam Oriented Anatomy For Dental Students	Shoukat N Kazi	3
802	Pathology	Robbins and Cofram Pathologic Basis of Disease	Kumar	1
803	Dental Material	Clinical aspects of Dental	Marcia Gladwin	2
804	Others	Dental Science Review Vol - I ,II	Manisha Sahni Prabhakar	2
805	Oral Surgery	A Concise Book of General Surgery	Nitin Kumar Agarwal	2
806	Oral Medicine & B Oral Radiology	Current Medical Diagnosis & Treatment 2015	M. A.Papadakis	1



807	Other	Review of All India P.G. Entrance Exam .	Atul Soni	1
808	Periodontics	Morby Dental Hygiene	S.T. Daviel	1
809	Oral Surgery	An Introduction Tooral & Maxillofacial Surgery	David A Mitchell	1
810	Oral Surgery	T.B. of Oral & Maxillofacial Surgery	Chitra Chakrovathy	1
811	Prosthodontics	Understanding Partical Denture Design	Kenneth Tyson	1
812	Periodontics	Endo - Perio lesson	Dr. Priyanka Kumari	1
813	Prosthodontics	Recent Adv. In Ceramics	Dr. Swati Bhagat	1
814	Prosthodontics	Digitalization In Prosthodontics	Dr. Amit Kumar	1
815	Cons. & Endo .	Minimal Intervention Detistry	Dr. Shrishtee Priya	1
816	Orthodontics	Lingual Orthodontics	Dr. Padma Bhardwaj	1
817	Cons. & Endo .	Bleaching	Dr. Tanys	1
818	Oral Pathology	Atlas of Oral & Maxillofacial Pathology	Joseph A Regezi & other	2
819	Prosthodontics	Problems and Solutions in Complete Detnal Prosthodontics	David J. Lamb .	2
820	Periodontics	Clinical Problems Solving In Periodontics Implantology	Francis J. Hugles & Others	2
821	Periodontics	Oral Health Care Prostho. Periodontology	Mandeep Singh Vinod	1
822	Pedodontics	Orthodontics & Paeditrices Dentistry	Declam Millet & Welburg	2
823	Oral Medicine & Oral Radiology	The Dentistry Drug & Prescription Guide	J. Froum	2
824	Oral Medicine & Oral Radiology	Radiography & Radiology for Dental Care Professionals	Eric Whaites & Nicholas Drugs	4
825	Orthodontics	Problem & Proceures In Dentofacial Orthodontics	Vander Lindev	1
826	Oral Pathology	Contemporary for Dentistry Surgical Oral Pathology	Akhilesh Chandra , Archana Agnihotri	2
827	Others	Guide to Research Melhodology & Biostatistion	K.M.k. Masthan & Other	1
828	O.M. R.L.D	Glant Cell lesson	Dr. Anup Kr. Singh	1
829	O.M. R.L.D	Advance Imaging Modalities	Dr. Minish Prakash	1
830	O.M. R.L.D	Salivary Gland Diseasis	Dr. Smiti Pandey	1

831	Oral Medicine & Radiology	T.B. of Oral Medicine & Radiology	Peeyush Shivhar	1
832	Anatomy	Anand's Human Anatomy for Dental	Mahindra Kr. Anand	1
833	Oral Pathology	T.B. of Oral Pathology	Veerendra Kr. B. & Others	1
835	Biochemistry	Innovative and Creative Dental Biochemistry	Dr. Yoshita Atri Arya	1
			<b>Total ---</b>	<b>2525</b>

### CRITERION-IV Point-4.3.3

### Annexure-2

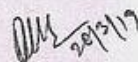
**Vananchal Dental College & Hospital**  
Farathiya, Garhwa, Jharkhand – 822114

**CENTRAL LIBRARY**  
Circular

Letter No. – VDCH/Lib/010/2019 Date: - 20.03.2019

All the staffs and students are hereby inform that, N. P. University conducting a training program regarding AVAGS information system, E-Journals, Usage on 03.04.2019 at 10:30 – 11:30 AM in Lecture Hall -01.

I request to all HODs to nominate 01 staff member and 01 PG student from each department for participate in this training program without fail.

Library Committee Chairman   
**Rakesh Kr. Singh**  
Librarian

## N. P. University Consortium Training Form

The purpose of this form is to record training that occurs with our Manager. The customer is requested to sign this form at the end of the training session. The training manager is required to make a copy for their records. Provide a copy to the customer and forward the original copy to the accounts Executive.

SiteName	Vananchal Dental College & Hospital
Designation	LIBRARIAN
Department /College	DENTAL COLLEGE
Training Managers Name	Mr. KAMLESH TIWARY
Training Date	03-04-2019
Training Start Time and End Time	10:30 AM to 11:30 AM
No. of Faculty members / Attended	19
No. of students attended	47

This is to acknowledge that training has been provided to our college and all required queries have been attended.


*Kamlesh*  
03/04/2019  
Signature (Training Manager)

*Principal*  
03/04/2019  
Client Signature (Principal/HOD/Librarian)

Date: -

### CRITERION-IV Point-4.4.1

### Annexure-3



## Vananchal Dental College & Hospital

(Run Under-Vananchal Educational & Welfare Trust)  
Approved by Dental Council of India, New Delhi  
Recognized by Ministry of Health & Family Welfare, Govt. of India  
N.O.C by Govt. of Jharkhand  
Affiliated to Nilamber Pitamber University, Medininagar  
**Farathiya, Hoor, Garhwa, (Jharkhand) - 822114**  
Phone No- 06584-290451, 290272, Fax-06561-299001,  
E-mail:- vdch\_garhwa@rediffmail.com, Website: - www.vananchaltrust.org


---

**Class rooms, seminar halls and demonstration rooms linked with WI-FI enabled ICT facilities**

To attain efficiency in academics, we have transformed the traditional class rooms to learning halls. The following are the details of class rooms /seminar halls and demonstration rooms situated at Vananchal Dental College.

1. Learning halls-04
2. Seminar halls-07
3. Demonstration rooms-11

Learning halls and seminar rooms are enabled with LCD and WI-FI/ LAN facilities and advanced ICT tools. Demonstration rooms are also enabled with Wi-Fi /LAN and supported with Wi-Fi/LAN and supported with tools to elevate learning efficiency among students

  
 Principal  
 Vananchal Dental College & Hospital  
 Farathiya, Garhwa-822114, Jharkhand

## CRITERIA V

### Criterion -5 Student Support and Progression

#### Key Indicator -5.1 Student Support

##### **5.1.1 Average percentage of students benefitted by scholarships /free ships/free-waivers by government / Non-Governmental agencies/ Institutional during the last five years**

*Number of students benefitted by scholarships /free ships/free-waivers by government / Non-Governmental agencies/ Institutional during the last five years*

Year	Name of the scheme	Number of students benefitted by government scholarships/fee-waivers	Number of students benefitted by scholarships/fee waivers by non-governmental agencies or the Institution	Total number of students
2018-19	Scholarship & Re-imbursement	19	08	27
2017-18	Scholarship & Re-imbursement	63	15	78
2016-17	Scholarship & Re-imbursement	194	07	201
2015-16	Scholarship & Re-imbursement	113	26	139
2014-15	Scholarship & Re-imbursement	83	16	99

##### **5.1.2.Capability enhancement and development schemes employed by the institution for students: 1. Soft skills development 2. Language and communication skill development 3. Yoga and wellness 4. Analytical skills development 5. Human value development 6. Personality and professional development 7. Employability skill development.**

**Response:** All of the above.



**5.1.3 Average percentage of student provided training guidelines for competitive examinations and career counselling offered by the institution during the last five years.**

**Response :**

Year	Name of the scheme	Number of students benefited by/attended / participated in career advancement/ competitive exams activities	Total number of students in the Institution
2018-2019	Vananchal Educational Resources for NEET Aspirants for M.D.S.	35	66
2017-2018	Vananchal Educational Resources for NEET Aspirants for M.D.S.	41	82
2016-2017	Vananchal Educational Resources for NEET Aspirants for M.D.S.	39	81
2015-2016	Vananchal Educational Resources for NEET Aspirants for M.D.S.	52	98
2014-2015	Vananchal Educational Resources for NEET Aspirants for M.D.S.	32	65

**5.1.4 The institution has an active international student cell to facilitate study in India program etc.**

**Response:**

No, we are not having any international student cell but we will arrange as soon.

**5.1.5 The institution has a transparent mechanism for timely redressal of student grievances /prevention of sexual harassment /prevention if ragging**

1. Adoption of guidelines of regulatory bodies
2. Presence of the committee and mechanism of receiving student grievances (offline)
3. Periodic meetings of the committee with minutes
4. Record of action taken

**Response:** All of the above



## SOME PHOTOGRAPHS



### Key Indicator 5.2 Student Progression

#### 5.2.1

**5.2.1 Average percentage of student qualifying in state /national/ international level examinations (e.g. GATE/AICTE/GMAT/GPAT/CAT/NEET/GRE/ TOFEL/PLAB/USMLE/AYUSH/Civil/Defence/UPPSC/State, government examination /AIMS PGET, JIPMER Entrance test PGIMER entrance test etc.) during last five years.**

**5.2.1.1** Number of students appeared in state /national/ international level examinations (egGATE/AICTE/GMAT/GPAT/CAT/NEET/GRE/TOFEL/PLAB/USMLE/AYUSH/Civil/Defence/UPPSC/State government examination /AIMS PGET, JIPMER Entrance test PGIMER entrance test etc) during last five years.

<i>Year</i>	<i>2018-19</i>	<i>2017-18</i>	<i>2016-17</i>	<i>2015-16</i>	<i>2014-15</i>
Number of students appeared	69	84	81	98	65

**5.2.1.2 Number of students qualified in state /national/ international level examinations**

(e.g.GATE/AICTE/GMAT/GPAT/CAT/NEET/GRE/TOFEL/PLAB/USMLE/AYUSH/Civil/Defence/UPPSC/State government examination /AIMS PGET, JIPMER Entrance test PGIMER entrance test etc) during last five years.

<i>Year</i>	<i>2018-19</i>	<i>2017-18</i>	<i>2016-17</i>	<i>2015-16</i>	<i>2014-15</i>
Number of students qualified	7	12	20	22	10

**5.2.2 Average percentage of placement /self-employment in professional services of outgoing students during the last five years**

<i>Year</i>	<i>2018-19</i>	<i>2017-18</i>	<i>2016-17</i>	<i>2015-16</i>	<i>2014-15</i>
Number of students placed/ self employed	45	65	60	70	40

**5.2.3 Percentage of the batch graduated students of the preceding year; you have progressed to higher education.**

*Number of outgoing student progression to higher education*

***Response:***

Year	No. of students passed the B.D.S. course	No. of students admitted to higher course	Percent. Admitted to higher course
2018-19	66	3	4.55
2017-18	82	4	4.88

For the year 2014-15, 15-16 and 2016-17 details are not available.

**Key Indicator -5.3 Student Participation and Activities**

**5.3.1 Number of awards /medals for outstanding performance in sports /cultural activities at state/ Regional (zonal) /National/ International levels (award for a team event should be counted as one) during the last five years**

Year	2018-19	2017-18	2016-17	2015-16	2014-15
Number of awards/medals	00	00	0	0	0

**5.3.2 Presence of a student council, its activities related to student welfare and student representations in academic & administrative bodies /committees of the institution.**

**Response:** The Institute with the main motto of making the students learn skills that were an extension of their formal education formed the Student Council. Students are given as many

opportunities as possible as to practically implement what they learn and aspire to be. One such opportunity is the management of all student-related activities on the campus.

They operate as class representative based mainly comprising of General Body and Executive Committee. The General body includes all enrolled students of undergraduate and postgraduate courses. The Executive members consist of President, Secretary, Sports representative and Cultural representative. Each representative is assigned a duty. The President presides all the meetings and establish agendas. Secretary files and processes all incoming correspondences. The treasurer maintains a financial record of all income and expenditures of the Council and submit the records at the last Council meeting of the year. The secretary is responsible for composing and sending out correspondence on behalf of the Council.



*Celebration of Holi*



*Cultural Events*



**Folk Dance Winner**



**Rangoli Competition**

Sports representative plans and organizes all the activities related to indoor and outdoor games and maintains a financial record of sports kit. Cultural representative plan and organizes all cultural activities and encourages students to participate in the events.

Every year college conducts Saraswati Pooja, Swami Vivekanand Jayanti, Youth festivals, Fresher's day, Chhath Pooja etc.

Every year college conducts group marriages for 101 poor pairs in and around Garhwa of all communities in the college campus by giving all the essential items and financial support so that they can start their family life without any one's help. The total items provided by the TRUST to one pair (Bride and Bride groom) costs around Rs. 50,000/-. This facility supports the newlywed couple in helping them for their self-employment reduces their burden on the joint family.

The student Council is collectively responsible for activities like management of Hostels, academic concerns of students, organizing the cultural and sports activities on campus and many more. It mainly helps the students, in share ideas, interests and concerns with teachers and principals. It serves to encourage the student in learning about leadership. The Council has been restructured from time to time to handle new demands.



**5.3.3 Average number of sports and cultural activities /competitions organized by the Institution during the last five years.**

<i>Year</i>	<i>2018-19</i>	<i>2017-18</i>	<i>2016-17</i>	<i>2015-16</i>	<i>2014-15</i>
Number of the Activities	14	14	14	14	14

**Key Indicator – 5.4 Alumni Engagement**

**5.4.1 The alumni association is registered and holds regular meetings in plan its involvement and development activities the support of the college during last five years.**

***Response:***

The Alumni Association of Vananchal Dental College, Farathiaya, Garhwa district is unregistered. The alumnus is structured with a President, Secretary, Treasurer and Executive committee members. Knowledge is power; thus, our college has been enriching the alumni through various academic knowledge resources.

The association calls the meeting of the members once in a year. The prominent alumni share their experiences with their counterparts along with the existing students. This benefits the existing and even old students in planning for their future professional life. Through this meet the students come to know about the newer innovations done in each field of dentistry.

There are 10 alumni working as faculty in this college itself. With their support, various advanced academic sessions like Rotary Endodontics, Dental Implantology, were conducted for Alumni members with the support of the institution. Such meets improve their knowledge and skills, and to meet the current demands of oral health needs and to excel in clinical practices.

A basic Implantology workshop has been held yearly once to help the student in hands on experience. Total of 75 members participated in this course and the resource person for the session was Dr. Vijayendra Pandey (M.D.S), Dr Vishwa Deepak Singh (M.D.S). Lecture sessions followed by Hands-on was conducted on the Extracted tooth. Implantology has become an indispensable part of mainstream dentistry, helping dentists to improve the quality of life of large patient populations. Lack of recognized academic standards and training pathways have generated obstacles for the majority of the busy dentist practitioners who want to offer implant treatment in their practices.

Laser in Dentistry workshops has been held yearly once to help the student in hands on experience. Total of 70 members participated in this course and the resource person for the session was Dr. Amit Mishra (M.D.S) from the Department of Prosthodontic and Implantology. Lecture sessions on Basics of Implantology followed by Hands-on was conducted on Dummy Mandible.

Some of the alumni have donated things like Books, R.Os, Sports material, Learning Materials etc.

***5.4.2 Provide the areas of contributions by the Alumni Association chapters during the last five years***

- 1. Finance / Kind***
- 2. Donation of books /Journals/volume***
- 3. Student placement***
- 4. Student exchange***
- 5. Institutional endowments***

***Response:*** Four of the above. (Sl. 1,2,3, & 4)

<b>5.1.2 (QnM) Capability enhancement and development schemes employed by the Institution for students:</b>			
Capability enhancement and development schemes:			
1. Soft skills development	All seven courses conducted		
2. Language and communication skills development			
3. Yoga and wellness			
4. Analytical skill development			
5. Human value development			
6. Personality and professional development			
7. Employability skills development			
Name of the capability enhancement scheme	Year of implementation	Number of students enrolled	Name of the agencies involved with their contact details
<b>Intellectual Learning Dental Practices:</b> 1. Human value development 2. Personality and professional development	2017	100	Dinesh college of Education (M) 9934148541
<b>Soft Skill Development:</b> 1. JIGYASA – I BDS orientation program, 2. Clinical orientation program – III BDS students 3. MDS Peetika – I MDS students	2015	110	Vananchal Dental College
<b>Language and communication skill development</b>	2017	100 students annually	Dinesh college of Education
<b>Yoga and wellness</b>	2019	150	Vananchal College of Sciences
<b>Analytical skill development</b>	2014	250	Vananchal Dental College
<b>Employability skill development</b>	2016	60	Satellite clinics, Vananchal Dental College

**List of Students Training Programmes for Last Five Years**

<b>SNO</b>	<b>Name of the Training Programme</b>	<b>Year</b>
<b>1</b>	<b>Yoga and Wellness Training Programme</b>	<b>2018-19</b>
<b>2</b>	<b>Intellectual Learning and Dental Practices</b>	<b>2017-18</b>
<b>3</b>	<b>Language and Communication Skills development Programme</b>	<b>2017-18</b>
<b>4</b>	<b>Employability skills development Programmes</b>	<b>2016-17</b>
<b>5</b>	<b>Soft Skills Development Programme</b>	<b>2015-16</b>
<b>6</b>	<b>Analytical Skills Development Programme</b>	<b>2014-15</b>

**A brief of the students benefitted by the training programme**

<b>Year</b>	<b>Name of the scheme</b>	<b>Number of students benefitted by/attended / participated in career advancement/ competitive exams activities</b>	<b>Total number of students in the Institution</b>
<b>2018-2019</b>	Vananchal Educational Resources for NEET Aspirants for M.D.S.	<b>35</b>	<b>66</b>
<b>2017-2018</b>	Vananchal Educational Resources for NEET Aspirants for M.D.S.	<b>41</b>	<b>82</b>
<b>2016-2017</b>	Vananchal Educational Resources for NEET Aspirants for M.D.S.	<b>39</b>	<b>81</b>
<b>2015-2016</b>	Vananchal Educational Resources for NEET Aspirants for M.D.S.	<b>52</b>	<b>98</b>
<b>2014-2015</b>	Vananchal Educational Resources for NEET Aspirants for M.D.S.	<b>32</b>	<b>65</b>

## CRITERION-V Point-5. 1.5

## Annexure-4

### Order of existing Anti ragging Committee

### Letter to D.C.I.

**VANANCHAL DENTAL COLLEGE & HOSPITAL**  
Managed By: Vananchal Educational & Welfare Trust  
Recognised by Dental Council of India, New Delhi  
Approved by Ministry of Health & Family Welfare, Govt. of India  
N.G.C. by Govt. of Jharkhand  
Affiliated to Nilamber Pitamber University, Medininagar  
Farathiya, Garhwa, (Jharkhand) - 822114  
Phone No. 06561-290272, Fax- 06561-290001  
E-mail :- vdch\_garhwa@rediffmail.com Website:- www.vananchaltrust.org

Letter No. VDCH/265/17 Date: 16/10/2017

**NOTICE**

This has reference to our office order no. 0.0/VDCH/02/12 the Anti Ragging Committee has been reconstituted as follows:-

Name of the Members

1. Dr. A.K. Sinha	-	Reader	-	Chairman
2. Dr. Rohit Singh	-	Sr. Lecturer	-	Member Secretary
3. Dr. Punit Bhardwaj	-	Reader	-	Member
4. Dr. Preeti Kumari	-	Lecturer	-	Member
5. Mrs. Meena Singh	-	Girls Warden	-	Member

This order will come into force with immediate effect.

Copy forwarded to:

1. All concern for information and necessary action
2. Secretary, Dental Council of India for information
3. Registrar, Nilamber Pitamber University for information
4. All notice boards
5. All C.R.S

**VANANCHAL DENTAL COLLEGE & HOSPITAL**  
(Run under Vananchal Educational & Welfare Trust)  
Approved by Dental Council of India, New Delhi  
Recognized by Ministry of Health & Family Welfare, Govt. of India  
Permanent Affiliated to Nilamber Pitamber University, Medininagar  
Farathiya, Hoor, Garhwa, (Jharkhand) - 822114  
Phone No. 06561-290451, 290272 Fax- 06561-290002  
E-mail:- vdch\_garhwa@rediffmail.com Website:- www.vananchaltrust.org

Letter no. VDCH/133/18 Date: 16-07-2018

To,  
The Secretary,  
Dental Council of India,  
Alwan-E-Galib Marg,  
Kotla Road, New Delhi - 110002

Sub: MEASURES FOR CURBING THE MENACE OF RAGGING IN EDUCATIONAL INSTITUTIONS- IMPLEMENTATION OF DIRECTIONS OF HON'BLE SUPREME COURT OF INDIA- Information As Per Section 12.2 OF DCI Regulation On Curbing The Menace Of Ragging In Dental Colleges, 2009-Regarding

Ref: DCI letter no. DE-167-2018/328 dated 10.04.2018

Sir,

With reference to the above noted subject it is to inform you that an Anti-Ragging Committee and Anti Ragging Squad had been constituted as per the Guideline of the Hon'ble Supreme Court of India as well as instruction of Dental Council of India. (Copy of Reconstituted of Anti Ragging and Squad Committee is enclosed).

It is also mentioned here that committee organized Seminar/Workshop time to time with information to DCI, college displayed Signboard distributed Pamphlets etc against the ragging. (Photographs enclosed)

As per the direction of DCI letter no. 328 dated 10.04.2018 I am enclosing herewith requisite information in the prescribed format as Annexure -II for the previous academic session 2017-18 for your kind perusal and further necessary action.

Thanking You.



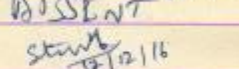


Your's faithfully  
F. S. P. Mosby  
(Dr. S.P. Mosby)  
Principal  
Vananchal Dental College & Hospital  
Farathiya, Garhwa-822114, Jharkhand


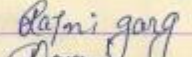

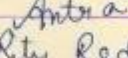
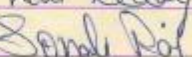
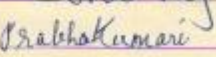
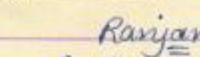

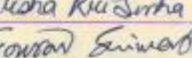
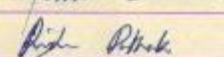




Enclosure as above.



## Some of the Proceedings of Anti Ragging Cell

meeting was held on 17/12/16 with all 1<sup>st</sup> year BDS students of session 2016-20 and the anti ragging committee members. as follows.


<u>name of members</u>	<u>Designation</u>	<u>Signature</u>
A. K. Sinha	Chairman	
Rohith Singh	Member - Secretary	
Umay ki Gupta	Member	
Satish Kumar	Member	
sona Singh	Member	

<u>Sl. No</u>	<u>Students Name</u>	<u>Signature</u>
1. Tibbani 1.	Juhi Tiwary	
2.	Rajni Garg	
3.	Rajkumari	
4.	Antra	
5.	Ritu Reddy	
6.	Sonal Raj	
7.	Prabha Kumari	
8.	Ranjana Kumari Thakur	
9.	Pratima Toppo	
10.	Vandhakumari Sinha	
11.	Gourav Sinha	
12.	Rishu Pathak	
13.	Amit Kumar	
14.	Shiv Yadav	



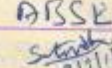
Date: 03.03.2017

**NOTICE**



This is to inform that there is a meeting of Anti ragging committee, Squad members and student representatives of BDS 1<sup>st</sup> year, 2<sup>nd</sup> year, 3<sup>rd</sup> year & 4<sup>th</sup> year in the conference hall at 03:00 p.m. on 03/03/2017.

  
Chairman  
(Anti Ragging Committee)


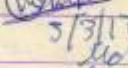

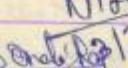



Anti Ragging Committee :

S.No	Name	Signature
1	Dr. A.K. Sinha	
2	Dr. Rohith Singh	
3	Dr. Umay Gupta	ABSENT 3/3/17
4	Dr. Sushma Kumar	
5	Mr. Meena Singh	Meena 03/03/17

Squad members

S.No	Name	Signature
1	Dr. Rakshita Shetty	
2	Dr. Sushma K.N.	Sushma K.N. 2/2/17
3	Dr. Anil Pandey	ABSENT
4	Mr. Rakesh Kumar Singh	
5	Mr. Mahesh Kumar Srivastava	Mahesh 03/03/17

Students Representatives

SABIR HUSSAIN		Sabir Hussain 03/03/17
WAS SHUKLA		Was Shukla 3/3/17
HAHNAWAT KASIM		Hahnaawat Kasim 3/3/17
NA		Na 3/3/17
Nitya Singh		Nitya Singh 3/3/17
Raj		Raj 3/3/17
Rehama Parveen		Rehama Parveen 03/03/17



## Some Photographs regarding Anti Ragging Meetings



**CRITERION-V Point-5. 2.1****Annexure-5**

VANANCHAL DENTAL COLLEGE & HOSPITAL			
List of Students qualified in NEET EXAM Last five years			
S.NO	Name of the Student	Qualified NEET Exam for M.D.S.	Year
1	Komal Agarwal	Qualified NEET Exam for M.D.S.	2018-19
2	Kiran Chowday	Qualified NEET Exam for M.D.S.	2018-19
3	Preeti Kumari	Qualified NEET Exam for M.D.S.	2018-19
4	Sakshi Suman	Qualified NEET Exam for M.D.S.	2018-19
5	M.Shriya	Qualified NEET Exam for M.D.S.	2018-19
6	Marisha	Qualified NEET Exam for M.D.S.	2018-19
7	Alka Rani	Qualified NEET Exam for M.D.S.	2018-19
8	Aftab Alam	Qualified NEET Exam for M.D.S.	2018-19
9	Priyanka Goswamy	Qualified NEET Exam for M.D.S.	2018-19
10	Anjali Kumar Bhagwat	Qualified NEET Exam for M.D.S.	2017-18
11	Indu kumari	Qualified NEET Exam for M.D.S.	2017-18
12	Nimisha Priya	Qualified NEET Exam for M.D.S.	2017-18
13	Neha kumari	Qualified NEET Exam for M.D.S.	2017-18
14	obid Hameed	Qualified NEET Exam for M.D.S.	2017-18
15	Murtaza	Qualified NEET Exam for M.D.S.	2017-18
16	Prachi Ranjan	Qualified NEET Exam for M.D.S.	2017-18
17	Neha Prasad	Qualified NEET Exam for M.D.S.	2017-18
18	Kushboo Agarwal	Qualified NEET Exam for M.D.S.	2017-18
19	Nikhil Anand	Qualified NEET Exam for M.D.S.	2017-18
20	Sandeep Saurab	Qualified NEET Exam for M.D.S.	2017-18
21	Priti kumari	Qualified NEET Exam for M.D.S.	2017-18
22	Prkhar Prigya	Qualified NEET Exam for M.D.S.	2017-18
23	Mahera khan	Qualified NEET Exam for M.D.S.	2017-18
24	Ankita jaiswal	Qualified NEET Exam for M.D.S.	2017-18

**CRITERION-V Point-5. 2.2****Annexure-6**

List of Self-employed and Employed students is too long hence it is uploaded on our website separately.

## Student Council Report

**Vananchal Dental College & Hospital  
Garhwa, Jharkhand  
Student Council Meeting Report**

Minute of meeting of the Student Council of the VDCH held on 03-12-2018 at 4pm in the Library Seminar Hall, Vananchal Dental College & Hospital, Garhwa.

**Members Present**

1. Shiv Yarad –President
2. Jyothi Vandana- Vice President
3. Chitranjan Singh – Treasure
4. D.Harshita Singh – General Secretary
5. Meghan Biswas- Cultural Secretary
6. Shreeja- Sports Secretary
7. Dr. Ajit Kumar Sinha – Student Welfare Officer – Management Nominee
8. Special Invitee – Dr. Akhlish Tomar

**Agenda:**

- Organization of annual Sport Meet
- Conduction of CDE Programme
- Vasanta Panchami Celebrations in the campus
- Workshops and seminars
- Activity based learning in preclinical labs
- Increase outreach programme and health camps

**Resolutions:**

President of the Student council welcomed and address the gathering members of Student council to discuss the organization of Annual sport meet on December 2019 to CDE Programme design and coordination of the programme discussed with members.

The student welfare officer Dr. Ak. Sinha Proposed the dates of sport meet 17-12-2018 to 22-12-2018 all members accepted his decision unanimously and appointed sports meet coordinator is Dr. Akhlish Tomar.


President of Student council proposed to conduct Continuous Dental education programme on January 2019, he request to select resources persons and events organization to the committee members.

Meghan Biswas discussed Vansantha Panchami on Feb-10-2019 celebrations in the campus, in this celebration to conduct one cultural event for students.

III rd and IV students are wishing to participate more numbers of seminar and workshops in the college, this proposal have to send principal through student council.

Dr Ajit Kumar Sinha announced our management decided to implement activity based learning in the preclinical lab for 1st year BDS and II nd year BDS students.

Final year students are requested to send one proposal to the student council to conduct number of outreach programmes and Health camps for clinical practice of students.

  
 Signature of General Secretary

Copy to  
Principal  
Hod of Departments  
Admin Officer



## Report on the event of Sports etc.

## Vananchal Dental College &amp; Hospital

## Annual Sports Meet Report

Vananchal Dental College conducted Annual sports meets from 17-12-2018 to 22-12-2018. In this event student over all participation (UG & PG) – 300 Members. We conducted Cricket, Foot Ball, Volley Ball, and Badminton. Indoor games are Table tennis, Caroms and Chess. Athletes – Running race 100, 200 meters, Disc throw, javelin throw, High jump and Long jump, kho kho.

In this Sport Meet Valedictory function conducted on 22-12-2018 4pm to 6pm , chief guest of this function VEWT Chairman Shri Dinesh Prasad Singh, Principal Dr. S.P. Mosby and other faculty members.

Prizes are distributed to the Sports Winners and Runners by Chairman, Principal, and Dept of HoDs.

S.NO	Name of the Sport	Winners		Runners	
		Boys	Girls	Boys	Girls
1	Cricket	Interns team	Intern team	Final year	Final year
2	Foot ball	Third Year team		Final Year team	
3	Volley balls	Interns team		Second Year	
4	Badminton ( single )	Shiv ( Intern)	Swapna ( Intern)	Gaurav ( Intern)	Preeti ( Final year)
5	Badminton ( Double )	Shiv & Gaurav ( Interns)	Swapna and Neha ( Interns)	Rytham and Patahak ( final Year)	Shilpi and shriya ( II nd Year)
6	Table tennis ( Single )	Gaurav ( Intern)	Swapna ( Intern)	Indramani ( Intern)	Preeti Final Year
7	Table Tennis ( Double )	Indramani and Gaurav ( Interns)	Preeti and Neha Final Year	Pratush and Naveen ( Interns)	Shilpi and Sneha Dubay ( II year)
8	Caroms	Swapna ( Intern)		M.Shriya ( Intern)	
7	Chess	Sneha Dubay ( II Year)		Shirya ( Final year)	
9	Running race ( 100meters)	Vineet ( III rd Year)		Vikrant ( III rd year)	
10	Running race ( 200meters)	Harsh ( III rd year)		Chintranjan ( II year)	
11	Long jump	Bilal Ahmad ( Intern)		Pratush sen ( Intern)	
12	High jump	Pratush sen ( Intern)		Bilala Ahmad ( Intern)	

13	Disc throw	Harsh ( Ist Year)	Naveen ( Intern)
14	Javelin Throw	Naveen ( Interns)	Bilal Ahamad ( Interns)
15	Kho- kho ( Girls)	III rd Year	Ist Year

  
Signature of Sports Committee coordinator

VDCH

## **Alumni association & its Activities**

- 1. Chairman : Dr. S.P. Mosby**
- 2. Alumni Association President : Dr.Tanya**
- 3. Alumni Association Vice-President: Dr.Ashutosh Vikram**
- 4. Alumni association Treasure : Dr. Alok Kumar gupta**
- 5. Members :**

1. Dr. Alok Kumar,
2. Dr. Vikash Kumar.
3. Dr. Sandeep Sourabh
4. Dr. Anupkumar Singh
5. Dr. Santosh
6. Dr. Manish
7. Dr. Samim Ansari
8. Dr. Ashok
9. Dr. Punam
10. Dr. Akancha Patakh

### **Activities of Alumni Association:**

1. Arrangement of Health camps in rural villages of Garhwa
2. In Health camps free medicine distribution on behalf of alumni
3. Career guidance to Interns and Students in Higher Education
4. Employability in Government and private sector
5. Participation in Blood donation programmes
6. Active participation Tobacco De-addiction centre
7. Free treatment / free Consultation college adopted villagers
8. Donation of Masks, gloves, sanitizers to the Doctors and students
9. Free meals arrangement in Health camp patients
10. Contribution of Prizes in College conducted Sports and cultural fests.

## MINUTES

Minutes of meeting of the Alumni Association Committee, Vananchal Dental College and Hospital held on 4<sup>th</sup> August 20 15; 10:00 a.m. at Conference hall, Vananchal Dental College and Hospital.

### Present:

1. Chairman: Dr. S.P. Mosby
2. Alumni Association President: Dr. Tanya
3. Alumni Association Vice President: Dr. Ashutosh Vikram
4. Alumni Association Treasurer: Dr. Alok Kumar Gupta
5. Members:
  - i) Dr. Alok Kumar
  - ii) Dr. Vikas Kumar
  - iii) Dr. Sandeep Saurabh
  - iv) Dr. Anup Kumar Singh
  - v) Dr. Santosh
  - vi) Dr. Manish
  - vii) Dr. Samim Ansari
  - viii) Dr. Ashok
  - ix) Dr. Punam
  - x) Dr. Akanksha Pathak

Dr. Tanya tabled a proposal to conduct the Alumni meet on 14/09/2015, Monday so that there is enough time for informing all the Alumni, favourable for them to plan their schedule accordingly and we also get required time for preparations.

A brief discussion took and unanimously resolved

1. The consent of all the members is in favour of the tabled proposal by Dr. Tanya and the date of Alumni meet is finalized on 14/09/2015, Monday. Also a tabled proposal was drafted by Dr. Tanya for programmes and schedule of Alumni meet which includes Cultural activities, induction with new students, presentation by alumni, experience and suggestion sessions to improve academics and extracurricular activities as well.
2. The consent of all the members is for the finalized date and complete schedule of the Alumni meet proposed by Dr. Tanya with assurance to her to make the programme a grand success.

A brief discussion took place for mode of communication and invitation to all the alumni for which Dr. Ashutosh Vikram suggested to assign one person the responsibility to call and post one letter to all the alumni before 30/08/2015 so that they can plan accordingly; which every member has given consent for and resolved.

3. On consent to the proposal given by Dr. Ashutosh Vikram by all members, Dr. Sandeep Saurabh owns the responsibility to inform all the alumni before provided time and give feedback to the Principal, Dr. S.P. Mosby and all members.
4. Dr. Tanya proposed a menu for breakfast, lunch and evening snacks for the proposed Alumni meet date which was finalized after making some amendments. Dr. Alok Kumar is assigned to make arrangement as per the final proposed menu and assure to get everything ready on time.
5. Dr. Tanya even pointed out that there are few passed out students that are untouched till date for which we are trying our level best to get in contact with those students through the Alumni Association members or those who are invited for the Alumni meet.

As all the discussion was over, the meeting ended with vote of thanks to the chairperson.

DATE: 4<sup>th</sup> August 20 15;

  
(Dr. Tanya)  
CAA President



## MINUTES

Minutes of meeting of the Alumni Association Committee, Vananchal Dental College and Hospital held on 28<sup>th</sup> July 2018; 10:00 a.m. at Conference hall, Vananchal Dental College and Hospital.

Present:

1. Chairman: Dr. S.P. Mosby
2. Alumni Association President: Dr. Tanya
3. Alumni Association Vice President: Dr. Ashutosh Vikram
4. Alumni Association Treasurer: Dr. Alok Kumar Gupta
5. Members:
  - i) Dr. Alok Kumar
  - ii) Dr. Vikas Kumar
  - iii) Dr. Sandeep Saurabh
  - iv) Dr. Anup Kumar Singh
  - v) Dr. Santosh
  - vi) Dr. Manish
  - vii) Dr. Samim Ansari
  - viii) Dr. Ashok
  - ix) Dr. Punam
  - x) Dr. Akanksha Pathak

Dr. Tanya tabled a proposal to conduct the Alumni meet on 22/09/2018, Saturday so that there is enough time for informing all the Alumni, favourable for them to plan their schedule accordingly and we also get required time for preparations.

A brief discussion took and unanimously resolved

1. The consent of all the members is in favour of the tabled proposal by Dr. Tanya and the date of Alumni meet is finalized on 22/09/2018, Saturday. Also a tabled proposal was drafted by Dr. Tanya for programmes and schedule of Alumni meet which includes Cultural activities, induction with new students, presentation by alumni, experience and suggestion sessions to improve academics and extracurricular activities as well.


2. The consent of all the members is for the finalized date and complete schedule of the Alumni meet proposed by Dr. Tanya with assurance to her to make the programme a grand success.

A brief discussion took place for mode of communication and invitation to all the alumni for which Dr. Ashutosh Vikram suggested to assign one person the responsibility to call and post one letter to all the alumni before 30/08/2018 so that they can plan accordingly; which every member has given consent for and resolved.

3. On consent to the proposal given by Dr. Ashutosh Vikram by all members, Dr. Sandeep Saurabh owns the responsibility to inform all the alumni before provided time and give feedback to the Principal, Dr. S.P. Mosby and all members.
4. Dr. Tanya proposed a menu for breakfast, lunch and evening snacks for the proposed Alumni meet date which was finalized after making some amendments. Dr. Alok Kumar is assigned to make arrangement as per the final proposed menu and assure to get everything ready on time.
5. Dr. Tanya even pointed out that there are few passed out students that are untouched till date for which we are trying our level best to get in contact with those students through the Alumni Association members or those who are invited for the Alumni meet.

As all the discussion was over, the meeting ended with vote of thanks to the chairperson.

Date 28<sup>th</sup> July

  
(Dr. Tanya)

CAA President

## CRITERION -V Point-5.4.2 Annexure-9

### Alumni Contributions

S.no	Type of the Contribution	Quantity	Academic year
1	Books	50	2018-19
2	Water Filters	02	2017-18
3	Sanitizer and Masks	100	2016-17
4	Students Gloves	500	2015-16
5	Prizes in Sports and Cultural Activities	50	2014-15



## CRITERIA VI

### *Criterion VI Governance, Leadership and Management*

#### *Key Indicator – 6.1 Institutional Vision and Leadership*

##### **6.1.1 The institution has clearly stated vision and Mission which are reflected in its academic and administrative governance.**

#### **Vananchal Dental College & Hospital is striving towards achieving the vision**

##### **‘Oral Health Care for Rural people’**

To achieve this vision, we are continuously synergizing value-based education by attracting talented and qualified professionals in the dental field, excellence in teaching and training by the academic offerings to students by student mentoring at 1:0.15 ratio through various externship programs held in Garhwa and Jharkhand, Infrastructure, affordable patient-centred care and need-based research.

The institution provides quality dental care to unaffordable with minimal or no charges. We also reach the community by establishing satellite clinics and conducting routine dental camps to the needful in various rural and urban centres.

The Internal Quality Assurance cell – IQAC monitors the internal quality through the comprehensive feedback mechanism for continuous improvement of the curriculum, teaching-learning process by the external academic peers – external examiners help to know the strength and weaknesses of the system evaluation, research, financial management and student support services. The college obtains the feedback from the students on teaching, infrastructural facilities, learning resources and student support services, feedback from the parents, academic peers, alumni, employers and community.

The Governing Board, including the Chairman, Managing Trustee, Principal and HOD’S, retired Public servants (retd. IAS) and University Nominee, formulates the rules and regulations

for the faculty, staff and students. The institution maintains effective internal coordination and monitoring mechanism by including various departments like teaching and supporting staffs and committees formed by the college for curricular, co-curricular and extra-curricular activities.

The College grooms leadership among the faculty members by giving them opportunities to work as heads of various committees in IQAC, academic, curricular and co-curricular activities. Governing body designs and executes Short-term and Long- term plans integrating departmental plans, SWOC analysis and other suggestions from the stakeholders.

Every faculty member is involved in various academic, administrative and other non-statutory committees. Regular training programmes are provided to the faculty to take up responsibilities. We at VDCH not only take pride in following the core values and culture of the organisation by our self but also aligning all the stakeholders like students, the teaching and non-teaching staff, administrative personnel in the ever-changing dynamics for sustenance and future growth of the institution in search of excellence to meet our vision.

In order to achieve these objectives, the institute has categorised the goals / sphere of the activities in following broad categories:

- *Patient-centred care and patient safety*
- *Base Hospital*
- *Satellite Clinics*
- *Outreach Programmes (Camps)*
- *Competency-based training*
- *E – Teaching & Learning*
- *Academic Committee of Examination – VDCH*
- *Research and Publication, Website & Alumni*

#### ***1. Patient-centred care and patient safety***

- Treatment protocols under Faculty Supervision
- Patient appointments, Instruments' Sterilization and Disinfection
- The time frame for Patient Counselling and Treatment Procedure
- Treatment charges, Patient Feedback (Through SMS services)
- Satellite Clinics & Outreach Programme

## **2. Competency-based training –**

- Active Teaching
- Time-bound work output
- Learning outputs and Objectives
- Assessment & Evaluation
- E- Teaching & Learning
- Publications (for P.G. Students)

## **3. Alignment, Sustainability and Values (HR)**

- Vision and Mission
- Values & Culture
- Empowerment
- Discipline
- Accountability

## **4. Research Core Group (For P.Gs.)**

## **5. Alumni Association**

## **6. Website Development**

## **7. VDCH – Events**

### **6.1.2 Effective leader ship reflected various Institutional practices such as decentralization and participative management.**

#### ***Response:***

The institute is constituted by Vananchal Education & Welfare Trust under the Chairmanship of Shri Dinesh Prasad Singh. The other constituent members of the trust include Managing trustee and Principal.

The institute has a Governing Body headed by the Chairman and it recommends processes and systems to be implemented for the institute to excel in the field of dental education.

The Principal is the Head of the Institute and the Managing Trustee of the TRUST looks after the overall administration of the Dental College.

The Principal is assisted by Professors and Associate Professors. Various committees are constituted in order to implement the decisions of the Governing Body. The institute has well strategic plan for the next five years.

The decisions taken by the Governing Body are implemented in a decentralized administrative setup. The Principal of the college communicates the objectives decided by the Governing Body to all the H.O.Ds and Hospital Superintendent. Who in response prepare the plans to implement these goals. The requirements by the college and hospital are communicated to the Chairman / Managing Trustee and procured as per the set procedures.

The heads of the departments who constitute the IQAC of the institute discusses the progress of the implementation department wise and the administration helps to overcome the hurdles during the implementation. Further, the head of the departments organize department-level meetings and involve the faculty in each aspect of the functioning of the department and seek their inputs regarding the infrastructural and human resource requirements. Broadly the governance is categorized into General Administration, Hospital Administration and Community Services, Academics and Student Support.

### ***Key Indicator -6.2 Strategy Development and Deployment***

#### **6.2.1 The Institution has well defined organisational structure, Statutory Bodies/committees of the College with relevant rules, norms and guidelines along with Strategic Plan effectively deployed**

**Response:**

#### **Organizational work Categorization & Strategic Plan**

##### **1. Patient-centred care and patient safety –**

Treatment protocols by Faculty Supervision

Patient appointments, Sterilization and Disinfection

Patient Counselling and fixation of the time frame for each procedure

Treatment charges Patient Feedback

Base Hospital

Satellite Clinics

Outreach Programs

## **2. Competency-based training –**

Active Teaching

Time-bound work output

Learning outputs and Objectives

Assessment & Evaluation

E – Teaching & Learning

Academic Committees for Examination – VDCH

## **3. Alignment, Sustainability and Values (HR) –**

Vision and Mission

Values & Culture

Empowerment

Discipline

Accountability

## **4. Research Core Group**

### **Patient-centred care**

#### **Goal:**

Treat 550 patients in O.P.D per day at Vananchal Dental College & Hospital and 10 -15 patients per day at Satellite centres.

#### **Objectives:**

Increase awareness on Oral Health and advocate Health Promotion and Disease

#### **Prevention:**

Provide Oral Health Services in urban/suburban/rural and tribal communities.

## **Competency-Based Training**

### ***Quality assurance – Teaching and Learning Process:***

Sharing and updating the students about the newer trends and concepts in dentistry by conducting workshops and CDE programs. Identifying the reticent students and providing them with enough opportunities by providing value added skills such as Communication skills & Empathy skills through the faculty and student. Providing support by way of student learning experience from distinguished faculties and alumni students of VDCH in making the institution a centre of excellence.



## Alignment, Sustainability and Values

Vision and Mission: ***“ORAL HEALTH FOR RURAL”***

**Vision:** To establish an Institute of Dental Education and Research of global standards and to serve the people in the region with dental healthcare at an affordable cost with special focus on the rural sects of the local population. The college ensures that every strategic intervention and operational roadmap is strictly aligned to the defined Vision of the institution.

In Academic space, the college has introduced patient-centric care as a driving principle for initiating continuous training programs/continuing dental education (CDEs) to nurture both students and the faculties. Patient Counselling Process and Patient Feedback Mechanism is designed, monitored and periodically reviewed by each Department and drive our course corrections.

The College Hospital administration ensures that hospital premises are under strict monitoring of clinical and infection control protocols. Outcome-oriented research activities encourage scholars to address issues that are of societal relevance. Strong mentors advise the budding learners and innovators to take up problems that enable the local residents and other stakeholders towards increasing accessibility of the oral health care. Outcomes of all academic, research, innovation and outreach segments are directed towards addressing and solving the burning issues in the broader ecosystem. Thus, our overall services are designed principally towards achieving our Vision of ‘Oral Healthcare for the Rural’.

We uplift our facility, faculty, students and provide an opportunity for other stakeholders (peer institutions, Alumni, Innovators etc.) to be a part of the Vision through strategic Collaborations. With transparency, trust and teamwork as core values, the management and the faculty of Vananchal Dental College have built a diligent set of employees to achieve the mission and guidelines.

**Mission:** Vananchal Dental College and Hospital (VDCH) longs to be the premier academic dental institution promoting excellence in dental education, research, oral health care and community service to improve the overall health of the population. We provide outstanding

services to students, patients, faculty, the non-teaching staff members, alumni and other stakeholders in the form of local health care professionals within our facilities.

We shape the future of the profession through scholarship, creating and disseminating new knowledge, developing and using innovative technologies and educational methodologies and by promoting critical thinking and lifelong learning. We do so in an ethical, supportive environment, consistent with our core values of trust, responsibility, respect, fairness, compassion, excellence, service and effective communication in synergy with the strategic plan of the Vananchal Group of Institutions under the Vananchal Educational and Welfare Trust. With the help of sister institutes in the form of para-medical and nursing faculties, we assure highly qualified technicians coming out to serve the society as well as to this institution.

Our Chairman's theme is to develop this Back-ward area in future as a "Educational and Medical Hub in Jharkhand." Our trust is likely to establish Medical College (MBBS & BAMS), International schools and Pharmacy college for this the TRUST has got the NOC from Jharkhand government and Nilamber Pitamber University.

**Our Core values:**

1. Quality first-in Patient care
2. Be passionate and service-minded
3. Build Open/ Fair and Honest relationships with good communication
4. Personal and Professional Discipline
5. Accountability & Positive attitude

**6.2.2 Implementation of e-governance in areas of operation**

1. Academic planning and Development
2. Administration
3. Finance and Accounts
4. Student Admissions and support
5. Examination

**Response:** Four of above. (Sl. 1, 2, 3 and 4.)

## Key Indicator 6.3 Faculty Empowerment strategy

### **6.3.1 The institution has effective welfare measures for teaching and non-teaching staff**

Our management consistently makes its efforts to take welfare measures for the staff members. Providing good transport facility for all the employees and students coming from Outside the campus (Palamu, Garhwa). Our Chairman and Managing Trustee frequently interacts with both teaching and non-teaching staff of the college to inculcate the values of the organization. The staff are also updated about the functioning of the institutes and presented with the current trends and future challenges. The management offers concession in tuition fees for children of the staff that are pursuing their education in campus colleges. The management provides provident fund for staff. The management also extends financial assistance by providing personal loans through college undertaking and payment of advance salary for higher education and health purposes. Our management provides free accommodation and electricity in the campus. It also provides free vehicular transport to all staff.

### **6.3.2 Average percentage of teachers provided with financial support to attend conferences/workshops and towards membership fee of professional bodies during the last five years**

**Response: 10.1 (To be Prepared)**

#### **6.3.2.1 Number of teachers provided with financial support to attend conferences / workshops and towards membership fee of professional bodies year-wise during the last five years**

Year	.Name of the Participant	Programme	Organisation	Financial assistance
2018-19	.Dr.Tanya	PULSUS	Euro dentistry congress	Rs.10,000-00
2018-19	Dr Abhnita kumari	Advance Oral Implantology	IDA- BIHAR	Rs.1,500-00
2017-18	Dr. Abhnita kumari	Laser Dentistry	IDA	Rs.1,500-00
2016-17	Dr. Akhlesh Tomar	Laser Dentistry	ADA-CERP	Rs.10,000-00

<i>Year</i>	<i>2018-19</i>	<i>2017-18</i>	<i>2016-17</i>	<i>2015-16</i>	<i>2014-15</i>
Number of teachers provided with financial support	02	01	01	00	00

**6.3.3 Average number of professional development / administrative training programmes organized by the Institution for teaching and non- teaching staff during the last five years (Continuing education programmes, entrepreneurship development programmes, Professional skill development programmes, Training programmes for administrative staff etc.,)**

**Response:**

6.3.3.1 Total number of professional development / administrative training programmes organized by the institution for teaching and non- teaching staff year wise during last 5 years

<i>Year</i>	<i>2018-19</i>	<i>2017-18</i>	<i>2016-17</i>	<i>2015-16</i>	<i>2014-15</i>
Number of training programme (For Teaching & Non-Teaching)	03	03	03	03	03

**6.3.4 Average percentage of teachers undergoing Faculty Development Programmes (FDP) including online programmes (Orientation / Induction Programmes, Refresher Course, Short Term Course etc.) during the last five years.**

**Response:**

**6.3.4.1** Number of teachers who have undergone Faculty Development Programmes including online programmes, Orientation / Induction Programmes, Refresher Course, Short Term Course and any other course year-wise during the last five years

<i>Year</i>	<i>2018-19</i>	<i>2017-18</i>	<i>2016-17</i>	<i>2015-16</i>	<i>2014-15</i>
Number of teachers	50	90	61	62	50

### **6.3.5 Institution has Performance Appraisal System for teaching and non-teaching staff**

#### **Response:**

Yes, the institute has a performance appraisal system/work done process. Before seeking for promotion or special increment the Teaching and Non-Teaching staffs have to submit their performance appraisal. The performance appraisal details include the achievements from the beginning of their professional carrier in general and their progress between the existing cadre and proposed cadre in particular. As a matter of principle, the achievements include awards for paper/poster/ table clinic presentations, guest lectures, research publications, book publications, contribution to textbooks, research projects, teaching-learning methodology, administrative responsibilities, additional academic achievements like fellowships, diplomas, PhDs.

The individual is also to provide information regarding his/her initiatives / innovative measures in teaching and clinical training. At the personal level, he/she is to appraise their strengths and weaknesses. The staff also need to explain their future plans in terms of goals and their strategy for their achievements.

All these forms are collected by the Principal's office and reviewed by a team of Principal and Management representative. Important points, may be strengths or weaknesses, are noted and briefed to the higher management. If the situation warrants, after a discussion with the TRUSTEES and other stakeholder necessary steps are taken.

### ***Key indicator -6.4 Financial Management and Resource mobilization***

#### **6.4.1 Institutional strategies for mobilisation of funds and the optimal utilisation of resources**

#### **Response:**

Resource allocation involves the planning of all the resources required for accomplishing vision and mission of the institution. The running cost for providing quality education and patient care is increasing over a period of time and with a limited budget the scope towards wastage and misuse is minimal or nil.

We are trying to customize automation software for registering all transactions in the form of online payment, Demand Draft and cheque. At present we have only External Audit system which is done by a qualified Chartered Accountant. Besides periodic evaluations they also check balance sheets of financial statements prepared by our accounts section.



Institutional income generation is from two sources i.e., students' tuition fees and patient care, our revenue is generated from above sources. This income generated is judiciously recorded and presented to the budgetary committee for allocation of funds to various activities and departments. Majority of the fund i.e., 60% is allocated for faculty and supporting staff salaries. This also includes costs incurred in organizing various faculty development programs and welfare schemes. Around 4% of the total expenditure is spent on building, 1.5% of the budget is used for upgrading the infrastructure facilities to match the latest trends in technology, ambience and comfort. Consumables play a pivotal role in providing quality care to our patients. The management earmarks around 0.5% of the total expenditure for books etc. An allocation of 6.5 % of the total expenditure is for the procurement of standard items for patient care, consumables also include lab agents and reagents for performing practical exercises and experiments in laboratories in basic sciences and preclinical. For annual maintenance an amount near about 2% is spend on contracts for major equipment and infrastructure facilities. 2% of the budget is for paying for electricity, internet, ICT tools, etc. Library and its services are provided with 1% for the subscription of scientific journals and new editions and volumes of reference books. 0.5% of the budget is allocated to sports and recreation as we believe in a principal of sound mind lives in a sound body. Besides this the college also incurs expenses for the 101 Pairs Group Marriages, Organising Medical camps, Blood donation Camps, Chhath Poojan Samagri vitaran (among 1500 people), Kambal Vitaran ((among 1500 people), rendering services for Roti Bank, providing water tanks to the nearby villagers and so on.

### **Income generation:**

1. Tuition Fee
2. Patient Services revenue.

### **Outflow:**

1. Salaries & Welfare of Employees
2. Consumables for Patient care
3. Infrastructure Development and Maintenance
4. Library Books & Scientific Journals
5. Sports and Recreation
6. Electricity, Internet bills
7. Social Services

## 8. Miscellaneous

### **6.4.2 Institution conducts internal and external financial audits regularly**

#### **Response:**

The institution has engaged qualified and experienced Chartered Accountants and auditors. The Audit Report along with its exhibits is presented before the Governing Body of the College. The Governing Body scrutinizes the data and accepts it for further action. The institution files the income tax return every year regularly and with full responsibility. The last audit was done for the year 2018-19.

### **6.4.3 Funds / Grants received from government/non-government bodies, individuals, philanthropists during the last five years (not covered in Criterion III)**

#### **Response: NIL**

6.4.3.1 Total Grants received from government/non-government bodies, individuals, philanthropists' year wise during the last five years (INR in lakhs)

<i>Year</i>	<i>2018-19</i>	<i>2017-18</i>	<i>2016-17</i>	<i>2015-16</i>	<i>2014-15</i>
Funds/grants received from government bodies ( INR in cores)	Nil	Nil	Nil	Nil	Nil
Funds/grants received from non-government bodies ( INR in cores)	Nil	Nil	Nil	Nil	Nil

## **Key factor -6.5 Internal Quality Assurance System**

### **6.5.1 Institution has a streamlined Internal Quality Assurance Mechanism**

#### **Response:**

#### **MECHANISM AND ACTIVITIES OF IQAC OF THE INSTITUTION**

The IQAC of the institution constitutes the Principal, Associate professor and Head of the departments, and the conveners of the various committees. IQAC meetings are held on a quarterly basis (7th working day of the month). The progress of various activities of respective committees are discussed. Under the academic activities the teaching learning progress, academic schedules, student research, publications, result analysis and achievements are monitored. The patient-centred care with regard to treatments, appointments of patients, infection control and sterilization, OPD statistics are analysed. Student support activities in sports, games and cultural are presented to the committee. Community outreach programs and functioning of satellite clinics are reviewed. The functioning of the library utilization and requirements are presented to the committee.

The Hospital Superintendent who is the convener of the committee presents the follow-up actions of the grievance redressal and faculty support. The maintenance and functioning of various equipment are reviewed. The inventory of the central and departmental stores and the recurring expenditures are presented.

Faculty achievements, on-going research activities and publications are reviewed. Action taken reports of the preceding IQAC meeting are presented and recommendations for the forthcoming month are suggested. Analysis of feedback from the stakeholders (Students, Patients, Parents, Suppliers, Faculties and Alumni) is discussed and necessary actions are initiated if warranted. The progress of activities related to the existing MOUs is analysed.

Various activities like value added courses, faculty development programs, skill enhancement workshops, seminars and quality initiatives are reviewed.

Composition of I.Q.A.C.  
of

**Vananchal Dental College & Hospital**

SL.NO	DESCRIPTION	NAME OF THE MEMBER	DESIGNATION
1.	CHAIRPERSON	Dr. S. P. Mosby	Principal
2.	Faculty	Dr. Tanya	Lecturer, Department of Conservative Dentistry & Endodontics
		Dr. N. R. Diwakar	Professor, Department of Oral Medicine & Radiology
		Dr. A. K. Sinha	Reader, Department of Public Health Dentistry
		Dr. Punit Bhardwaj	Reader, Department of Pedodontics
		Dr. Sushma K. N	Reader, Orthodontics
		Dr. Vijayendra Pandey	Professor, Periodontics
		Dr. Akhilesh Chandra	Reader, Dept of Oral Pathology
		Dr. Abhishek Singh Nayyar	Reader, Dept of OMR
3.	Management Representative	Mr. Mahendra Kumar Shrivastava	O.S.D. – Administration
4.	Administrative Officers	Mr. Mukesh Kumar Singh	A.O. - Vananchal Dental College
		Mr. Arvind Dubey	Manager Finance
		Mr. Ravi Shrivastava	Manager Stores
5.	Local Society	Dr. Arvind Kumar Singh	M.Sc., Ph. D (Zoology)
6.	ALUMNI	Dr. Anup Kumar Singh	General Dental Surgeon In State Govt. Job.
7.	Student	Miss Nikita	III BDS Student
8.	Employer	Dr. Shamsheer Singh	SADAR Hospital
9.	Coordinator/Director of the IQAC	Dr. D. Ravisankar	IQAC Cell

**6.5.2 Average percentage of teachers attending programs/workshops/seminars specific to quality improvement in the last 5 years.**

**Response:**

6.5.2.1 Number of teachers attending programs/workshops/seminars specific to quality improvement year wise during last five years

Year	2018-19	2017-18	2016-17	2015-16	2014-15

Number of quality improvement programmes	03	02	02	01	1
Number of teachers who attended such programmes	87	91	94	85	85

**6.5.3 The Institution adopts several Quality Assurance initiatives The Institution has implemented the following QA initiatives: 1. Regular meeting of Internal Quality Assurance Cell (IQAC) 2. Feedback from stakeholders collected analysed and report submitted to college management for improvements 3. Organization of workshops, seminars, orientation on quality initiatives for teachers and administrative staff. 4. Preparation of documents for accreditation bodies (NAAC, NBA, ISO, NIRF etc.,)**

1. None of the above
2. Any one of the above
3. Any two of the above
4. Any three of the above

**Response:** All four of above.

## **CRITERION -VI Point-6.1.1 Annexure-1**

### **VISION & MISSION DOCUMENT**

**VANANCHAL DENTAL COLLEGE & HOSPITAL**

**FARATHIYA, GARHWA, JHARKHAND-822114.**

#### **Vision & Mission Document**

#### **Vision “ORAL HEALTH FOR RURAL”**

**Vision:** To establish an Institute of Dental Education and Research of global standards and to serve the people in the region with dental healthcare at an affordable cost with special focus on the rural sects of the local population. The college ensures that every strategic intervention and operational roadmap is strictly aligned to the defined Vision of the institution.



In Academic space, the college has introduced patient-centric care as a driving principle for initiating continuous training programs/continuing dental education (CDEs) to nurture both students and the faculties. Patient Counselling Process and Patient Feedback Mechanism is designed, monitored and periodically reviewed by each Department and drive our course corrections.

The College Hospital administration ensures that hospital premises are under strict monitoring of clinical and infection control protocols. Outcome-oriented research activities encourage scholars to address issues that are of societal relevance. Strong mentors advise the budding learners and innovators to take up problems that enable the local residents and other stakeholders towards increasing accessibility of the oral health care. Outcomes of all academic, research, innovation and outreach segments are directed towards addressing and solving the burning issues in the broader ecosystem. Thus, our overall services are designed principally towards achieving our Vision of 'Oral Healthcare for the Rural'.

We uplift our facility, faculty, students and provide an opportunity for other stakeholders (peer institutions, Alumni, Innovators etc.) to be a part of the Vision through strategic Collaborations. With transparency, trust and teamwork as core values, the management and the faculty of Vananchal Dental College have built a diligent set of employees to achieve the mission and guidelines.

**Mission:** Vananchal Dental College and Hospital (VDCH) longs to be the premier academic dental institution promoting excellence in dental education, research, oral health care and community service to improve the overall health of the population. We provide outstanding services to students, patients, faculty, the non-teaching staff members, alumni and other stakeholders in the form of local health care professionals within our facilities.

We shape the future of the profession through scholarship, creating and disseminating new knowledge, developing and using innovative technologies and educational methodologies and by promoting critical thinking and lifelong learning. We do so in an ethical, supportive environment, consistent with our core values of trust, responsibility, respect, fairness, compassion, excellence, service and effective communication in synergy with the strategic plan of the Vananchal Group of Institutions under the Vananchal Educational and Welfare Trust. With the help of sister institutes in the form of para-medical and nursing faculties, we assure highly qualified technicians coming out to serve the society as well as to this institution.

Our Chairman's theme is to develop this Back-ward area in future as a "Educational and Medical Hub in Jharkhand." Our trust is likely to establish Medical College (MBBS & BAMS), International schools

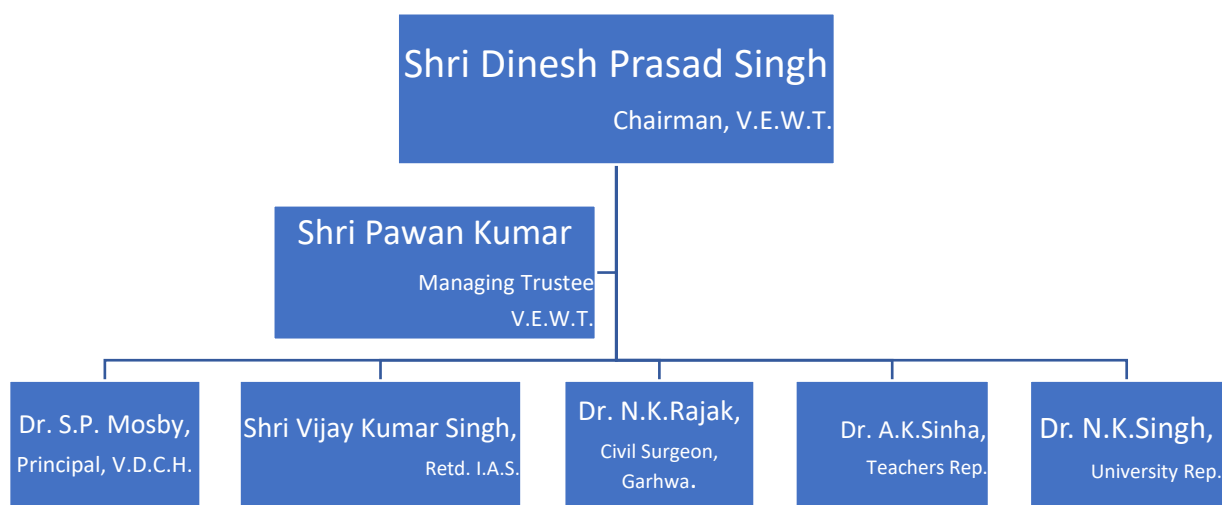
and Pharmacy college for this the TRUST has got the NOC from Jharkhand government and Nilamber Pitamber University.

**Our Core values:**

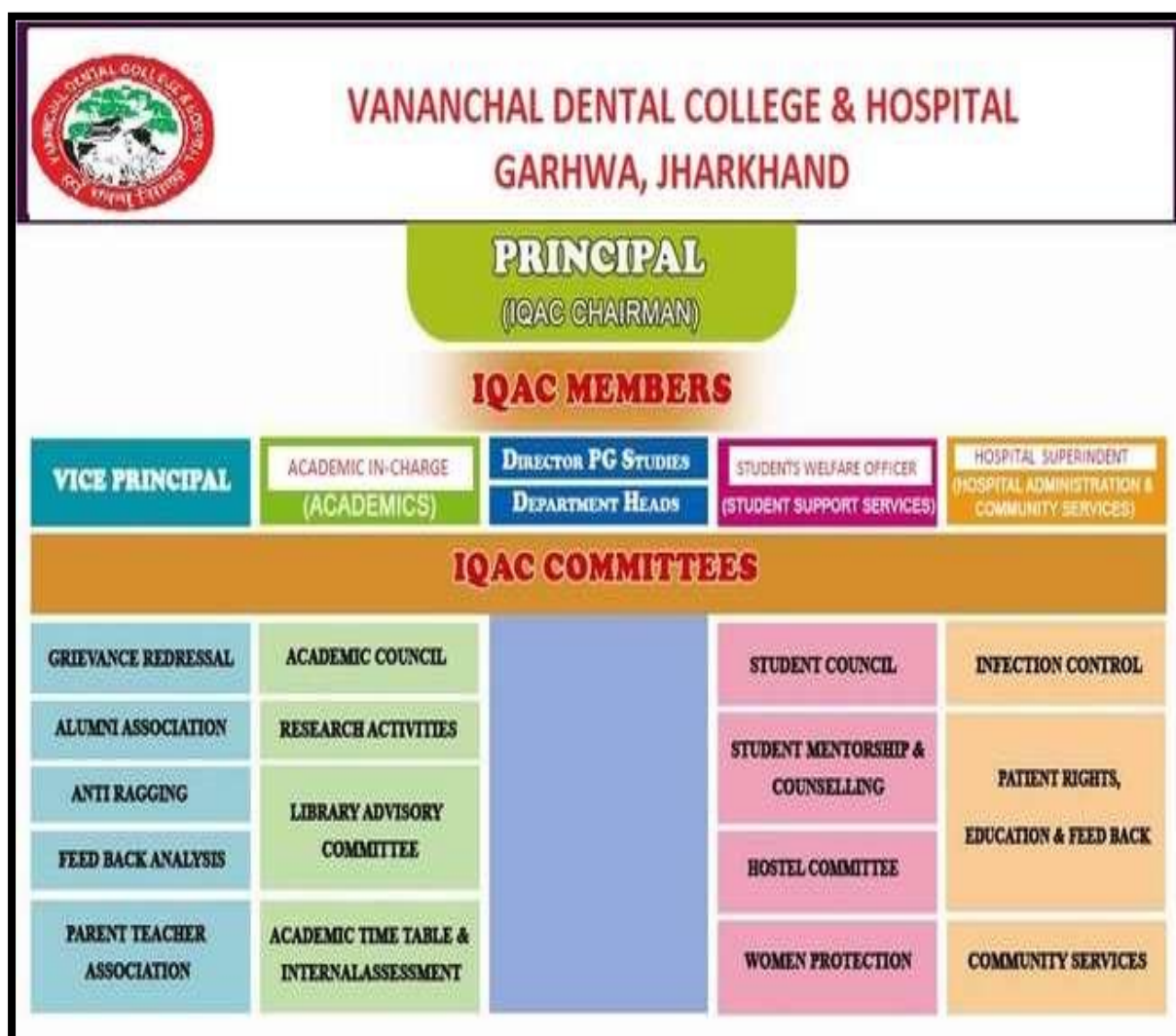
1. Quality first-in Patient care
2. Be passionate and service-minded
3. Build Open/ Fair and Honest relationships with good communication
4. Personal and Professional Discipline
5. Accountability & Positive attitude

**CRITERION -VI Point-6.1.2 Annexure-2**

**ORGANOGRAM OF V.D.C.H., Garhwa-822114.**



# Organizational Structure



## Vananchal Dental College & Hospital

Garhwa, Jharkhand

### Policy Document for E- Governance

As per the need of the day the College management with the consultation and agreement with the teaching faculties here by plan to cover 100% areas of following fields under the E-Governance:-

- 1. Academic Planning & Conducting:** We are implementing online teaching by using ICT Tools, Google class room and other innovative techniques.
- 2. Administration:** Our institution takes imitative in financial management system through online transaction process. We encourage the stake holders to give payment in electronic mode systems. (NIFT, BANK CHEQUES, DD, ONLINE CARD PAYMENTS).
- 3. Finance & Accounts:** Our institution install check base tally system in Accounts and Finance.
- 4. Student Admission and Support:** Our College implementing as per norms of DCI and NPU in Admission process through NEET System. (Online Admission, Counselling. Seat allotment, Admission Conformation and Fee of course)

### Welfare Measures for Teaching & Non-teaching staff

- 1) Provident Fund:** All the employees are eligible for provident fund scheme with employer contribution as per the rules and regulations of the government. However, those employees's drawing more than Rs 15,000 salary per month is exempted from the PF scheme at the discretion of the individual.
- 2) College fee concession:** The employee children are offered 25% concession in fee for the students studying in Vananchal Group of Institutions.

- 3) **Free faculty housing Accommodation:** Providing free housing accommodation and electricity facility to the all category wise employees.
- 4) **Personal loans through Bank with college under taking:** The college shall issue Irrevocable letter of Undertaking under State Bank of India Loan scheme to the SBI, Faratiaya Branch to facilitate loan to the employees.
- 5) **Salary advance:** all the employees are eligible apply for 2 months advance salary for Higher education purpose. The same will be deducted in 12 equal installments.
- 6) **Uniform Annually for Housekeeping staff:** All the Housekeeping Staff are provided 2 pairs of uniform per year.
- 7) **Concession in Treatment Charge:** All the employees working in various Institutions of Vananchal Educational Welfare trust are eligible for dental treatment in concessional rate based on type of treatments.

### ***PROVISION FOR THE RESIDENTIAL and OTHER FACILITIES***

to

#### ***TEACHING & NON-TEACHING STAFF OF V.D.C.H.***

The Management of V.D.C.H is always committed to the staff welfare under the TRUST as well as in the institutions running under it. Although there is no limit of facilities one can provide to its staff but the TRUST has started taking them up one by one. So, considering the priorities the TRUST is providing the residential and other facilities to its staff working in all the institutions working under it. The policy to provide the residential and other facilities to its staff is implemented in the following ways: -

**(A-1) Need & availability of quarters:** It is a hard fact that the facilities can't be provided beyond its availability. So, the residential quarters / units will also be categorised for the different level of staff and a balance will always be tried to be maintained between the need and availability.

**(A-2) Outsiders First:** In order to provide better teaching and other facilities the college requires to attract better teachers and non-teaching staff from outside too. In some of the cases the college do have the staff members from as far as from KERALA, CHENNAI, MAHARASHTRA, DELHI, MERATH, GORAKHPUR etc. Obviously for such staff housing will be a big problem when they will be asked to reside outside the campus, therefore preference is given to such staff.

**(B) Free Water, Electricity and Cleaning facilities:** All the inmates of the campus are provided free water, electricity and cleaning facilities.



**(C) Cooking Gas-connection:** Although in limited numbers but the TRUST has got a lot of 50 domestic Gas Connections for the benefit of its employees. The moment one becomes able to get his old gas connection transferred and in service. The college provided Gas Connection is supposed to be returned to the College.

**(D) Transport facilities:** The college also provides transport facility to its employees “to & from” Railway station, Bus Stand and Market place.

## CRITERION -VI Point-6. 3.2 Annexure-6

### Certificates of participation in conferences.





## CRITERION -VI Point-6. 3.5

## Annexure-6

### Performance Appraisal Format

**VANANCHAL DENTAL COLLEGE & HOSPITAL, GARHWA, JHARKHAND**

run by  
(VANANCHAL EDUCATIONAL WELFARE TRUST, GARHWA, JHARKHAND)

College: \_\_\_\_\_ Department: \_\_\_\_\_

Name: \_\_\_\_\_ Designation: \_\_\_\_\_

### ROLE OF EFFICACY SCALE

Teachers can examine the efficacy of their role in their organization by using a role efficacy scale.

In each of the following sets of these statements circle the one (a, b or c) that most accurately describes your own experiences in your organization role. You must choose only one statement in each set.

1. a) My role is very important in the organization  
b) I am doing useful and fairly important work  
c) Very little importance is given to my role in this organization
  
2. a) My training and expertise are not fully utilized in my present role  
b) My training and knowledge are not used in my present role  
c) I am able to use my knowledge and training very well here
  
3. a) I have little decision making in my role; I am only an errand boy  
b) I operate according to the directions given to me  
c) I can take initiative and act on my own in my role.
  
4. a) I am doing usual, routine work in my role  
b) In my role I am able to use my creativity and do something new  
c) I have no time for creative work in my role.
  
5. a) No one in the organization responds to my ideas and suggestions  
b) I work in close collaborations with some other r colleagues  
c) I am alone and have almost no one to consult in my role
  
6. a) When I need some help, none is available  
b) Whenever I have a problem, others help me  
c) I get very hostile responses when I ask for help
  
7. a) I regret that I do not have the opportunity to contribute to society in my role  
b) What I am doing in my role is likely other organization or society  
c) I have the opportunity to make same effect on the larger society, in my role.
  
8. a) I contribute to some decisions  
b) I have no power here  
c) My advice is accepted by my seniors

9. a) some of what I do contribute to my learning  
b) I am slowly forgetting all that I learned (my professional knowledge)  
c) I have tremendous opportunities for professional growth in my role

10. a) I dislike being bothered with problems  
b) When a subordinate brings a problem to me, I help to find a solution  
c) I refer the problem to my boss or to some other persons

11 a) I feel quite central in the organization  
b) I think I am doing fairly important work  
c) I feel I am peripheral in this organization

12. a) I do not enjoy my role  
b) I enjoy my role very much  
c) I enjoy some parts of my role and not others

13. a) I have little freedom in my role  
b) I have a great deal of freedom in my role  
c) I have enough freedom in my role .

14. a) I do a good job according to a schedule already decided  
b) I am able to be innovative in my role.  
c) I have no opportunity to be innovative and do something creative

15. a) other in the organization see my role as significant to their work  
b) I am member of a task force of a committee  
c) I do not work in any committees

16. a) Hostility rather than cooperation is evident here  
b) I experience enough mutual help here  
c) People operate more in isolation here

- 17 a) I am able to serve the larger parts of the society in my role
- b) I am able to contribute to the company in my role
- c) I wish I could do some useful work in my role

- 18. a) I am able to influence relevant decisions
- b) I am sometimes consulted on important matters
- c) I cannot make any independent decisions

- 19. a) I learn a great deal in my role
- b) I learn a few new things in my role
- c) I am involved in routing or unrelated activities and have learned nothing

- 20 a) When people bring problems to me, I tend to ask them to work them out themselves
- b) I dislike being bothered with interpersonal conflict
- c) I enjoy solving problems related to my work.

## **CRITERION -VI Point-6.4.1**

## **Annexure-7**

### **Vananchal Dental College & Hospital**

Farathiya-Garhwa (Jharkhand)-822114.

#### **Institutional strategies for mobilisation of Resources:**

#### **Resource Mobilisation:**

The main resource of the funds / revenue of this college (Vananchal Dental College & Hospital) can be broadly categorised into three categories:

- (1) Revenue from the students in the shape of Tuition Fees, Library Fees, Internal-Examination Fees etc.



- (2) Revenue from the O.P.D. of the college by registration of the patients, treatment and other dental services to the patients.
- (3) Receipts from the pathological laboratories working under the hospital.

These are the main sources of the revenue received by the college and hospital, besides this **all sorts of civil work / construction work is done by the TRUST which is the governing / controlling institution of this college.**

#### **Procedure for Optimal Utilisation of Resources:**

There are two major categories of expenditures, **(a)** Salaries to staff and allied expenses **(b)** day to day expenses of hospital and offices. **On the basis of previous experiences of the expenditure a budget is prepared with the consultation of all the departmental heads.** In this process every department provides the estimated expenditure for medicines clinical material clinical equipment and so on. After compilation of all such future expenses details the budget for the next financial year is prepared.

Further in order to make the expenses in a prudent manner, quarterly expenditure's estimates are obtained from the concerned departmental heads, compiled together by the store keeper and quotations are collected from the competent suppliers. On the basis of all these documents Purchase committee decides the rate and approves the supplier from which the dental material /medicines/ equipment etc. are purchased. At the final stage financial approval of the Chairman of the TRUST is obtained and order is placed. Once the ordered material is received, the consignment is checked by the competent persons (doctors / technicians etc.) and entered in to the stock book. After overall satisfaction to the college / hospital payment is done as per the terms & conditions mentioned in the quotation concerned. In some of the cases payment is made in advance too.

## Composition of I.Q.A.C.

**Vananchal Dental College & Hospital**  
(Run Under-Vananchal Educational & Welfare Trust)  
Approved by Dental Council of India, New Delhi  
Recognized by Ministry of Health & Family Welfare, Govt. of India  
N.O.C by Govt. of Jharkhand  
Affiliated to Nilamber Pitamber University, Medininagar  
**Farathiya, Hoor, Garhwa, (Jharkhand) - 822114**  
Phone No- 06584-290451, 290272, Fax-06561-299001,  
E-mail:- vdch\_garhwa@rediffmail.com, Website: - www.vananchaltrust.org

---

Order no VDCH/20/2016 DATE: 05/01/2016

**OFFICE ORDER**

**SUB: Formation of IQAC Committee:**

The main objective of the IQAC committee is to oversee the internal quality assurance cell of the college and make recommendations to the principal about the academic programmes and strategic priorities. The members of the committee sit together at a regular time intervals to develop the ways and means to ensure that quality teaching process should remain the topmost priority. For this a committee of following faculties is being formed


S.NO	NAME	DESIGNATION	DESIGNATION IN THE COMMITTEE
1	Dr.S.P Mosby	Principal	Chairperson
2	Dr. Kiran Murthy	Professor	Member
3	Dr. Satyendra Pandey	Reader	Member
4	Dr. Ranjit Singh	Social Worker	Member
5	Ms Meena singh	Management Representative	Member
6	Dr. Ajit Kumar Sinha	Reader	Committee coordinator

**Functions**

1. Development and application of quality benchmarks/parameters for the various academic and administrative activities of the Colleges;
2. Facilitating the creation of a learner-centric environment conducive for quality education and faculty maturation to adopt the required knowledge and technology for participatory teaching and learning process.
3. Arrangement for feedback responses from students, parents and other stakeholders on quality-related institutional processes
4. Dissemination of information on the various quality parameters of higher education.
5. Organization of inter and intra institutional workshops, seminars on quality related themes and promotion of quality circles;
6. Documentation of the various programmes/activities of the College, leading to quality improvement

Copy Forwarded to

Chairman  
HoD's of departments  
Office



## Proceedings of I.Q.A.C. Meetings.

### Minutes of IQAC Meeting held on 19<sup>th</sup> June 2017

The first meeting of Vananchal Dental College & Hospital's ( VDCH) Internal Quality Assurance Cell (IQAC) was held on 19<sup>th</sup> June 2017 in the Conference Hall, chaired by Dr S P Mosby, Principal VDCH.

The following members were present.

1. Dr S P Mosby	Principal, VDCH
2. Dr A K Sinha ( Hospital superintendent )	IQAC Coordinator
3. Mr Satyendra Pandey	Management Representative
4. Ms Meena Singh	Member
5. Mr Ranjit Singh	Social Worker
6. Dr T Hembram, Civil Surgeon, Garhwa	Member
7. Dr Kalanand Mishra (Civil Surgeon, Medininagar Palamu & Ex Civil Surgeon, Garhwa)	Member

- **Dr S P Mosby** welcomed all the members of Internal Quality Assessment Cell and called upon all the members to introduce themselves to fellow members to develop a sense of camaraderie among members.
- **Dr A K Sinha** emphasized the resolve of VDCH to seek the NAAC Accreditation and outlined the importance of IQAC in the wider scheme of things for conducting continuous assessment and improvement in VDCH's functioning.
- **Dr A K Sinha** further proposed to constitute the following committees to streamline the process of continuous improvement in the VDCH.
  1. Academic Committee
  2. Sexual Harassment & Women Empowerment Committee
  3. Anti-Ragging Committee
  4. Disciplinary Committee
  5. Hospital Management Committee
  6. Purchase Committee
  7. Library Advisory Committee
  8. Sports & Cultural Committee
  9. Alumni Association
  10. Student Welfare Committee
  11. Corporate Social Responsibility Committee
- **Mr Satyendra Pandey**, informed that All India Survey of Higher Education (AISHE) code, which is mandatory for applying for NAAC Accreditation has already been obtained.
- **Dr T Hembram & Dr Kalanand Mishra**, said that the treatment offered by VDCH was outstanding as vouched by the patients they have referred to VDCH in the past several years and accreditation process would certainly add more value in continuous improvement of quality dental health education and patient care.

- **Mr Ranjeet Singh** appreciated the Social Outreach program of VDCH in conducting the Dental and Medical Health Camps in Rural Areas in and around Garhwa and emphasized the need to organize such programs more frequently.
- From this and onward meetings chairman of the IQAC Committee authorize to sign IQAC Minute of meetings and other related documents is signed by the IQAC Coordinator and also for other committees.

At the end of the meeting Dr S P Mosby thanked all the members for active participation in the IQAC meeting.

Signature of IQAC Coordinator

Hospital Superintendent  
Garhwa  
19/6/2017



**Minutes of IQAC Academic Committee Meeting held on Sept. 5, 2018 in the conference room Vananchal Dental College and Hospital, Garhwa**

The following IQAC academic Committee and special invitees (HOD's) attended the meeting.

- |    |                                   |   |             |
|----|-----------------------------------|---|-------------|
| 1. | Dr.S.P Mosby                      | - | Chairman    |
| 2. | Dr. satyendra Pandey              | - | Member      |
| 3. | Ms Meena singh                    | - | Member      |
| 4. | Mr Ranjiit singh                  | - | Member      |
| 5. | Dr. Hembram civil surgeon, garhwa |   | Invitee     |
| 6. | Dr. A.K Sinha                     | - | Coordinator |

Director IQAC enquired from all the HOD's to confirm the receipt of the following Feedback Forms along with Academic Audit and Journal Publications data distributed to all HOD's in the Academic Committee held on August 29, 2016.

1. Academic Audit Report
2. Academic Report
3. Curriculum Feedback Form
4. Sample Research Publication Templates

All HOD's confirmed the receipt of the above forms for which they are maintaining separate record which will be reviewed by the Chairman and Director IQAC with coordinator.

  
Signature of IQAC Coordinator

### **Minutes Of IQAC Academic Committee Meeting held on , 2019**

1. The first meeting of Vananchal Dental College & Hospitals Internal Quality Assurance Cell (IQAC) was held on June 15<sup>th</sup>, 2019 in the Conference Hall, Chaired by Dr. S.P Mosby- Principal, VDCH.

The following members attended the meeting-

2. Dr. S.P Mosby- Principal, VDCH
3. Dr. A.K. Sinha- IQAC Coordinator
4. Dr. Vijayender Pandey – Member
5. Mr. Ranjit Singh- Social Worker
6. Dr. N.K Rajak, Civil surgeon, Garhwa- Member

- Dr. S.P Mosby welcomed all the members of Internal Quality Assurance Cell (IQAC) and called upon all the members to introduce themselves to follow members to develop a sense of camaraderie among members.
- Dr. A.K.Sinha emphasized the resolve of VDCH to seek the NAAC accreditation and outlined the importance of IQAC in the wider scheme of things for conducting continuous assessment and improvement in VDCH.
- Dr. Vijayender Pandey further proposed to constitute the following committees to streamline the process of continuous improvement in the VDCH.

1. Academic Committee

2. Sexual Harassment & Women Empowerment Committee

- Sexual Harassment at workplace is a violation of women's right to gender equality, life and liberty. It creates an insecure and hostile work environment, which discourages women's participation in work, thereby adversely affecting their economic empowerment and the goal of inclusive growth.

#### **Objectives:**

- To comply with the provisions of the Sexual Harassment at Workplace (Prevention, Prohibition and Redressal) Act, 2013 (Act) and to develop and implement a policy against sexual harassment of women
- To actively promote a social, physical and psychological environment that will raise awareness about and deter acts of sexual harassment of women.
- To undertake all necessary and reasonable steps including the constitution of appropriate committees for purposes of gender sensitization and to conduct enquiries into complaints of sexual harassment.
- The person who becomes victim of any act of sexual harassment should report to the chairperson of the complaint committee. The chairperson will also work as counselor in this regard.



3. Anti-Ragging Committee-

- The college shall constitute an "Anti-Ragging Committee" in the Chairmanship of the Dean Student Welfare at the beginning of every academic year.
- It shall comprise of faculty members, students from the fresher's category as well as seniors and selected non-teaching staff.
- This Committee shall be fully responsible to ensure that no incidence of ragging takes place and will also monitor and ensure that the instructions of these regulations are followed fully at all points of time.
- The Committee will also maintain alert vigil at all times and ensure that the Anti-Ragging Squads/Anti- Ragging Helpline of the college carry out their functions properly and efficiently.
- On the report of Anti-ragging Squad or any other person who is the witness of the incidence of ragging or on the complaint of any fresher student, immediate action will be taken by the Anti- Ragging Committee to decide appropriate punishment from the list of punishments prescribed under the Rules and award it with intimation to the college Authorities.

4. Disciplinary Committee

5. Hospital Management Committee

6. Purchase Committee

7. Library Advisory Committee

8. Sports & Cultural Committee

- Sports and Cultural Activities at Trident Academy of Technology hold great significance and are indeed a part and parcel of the balanced educational process in the institute.
- Mission
- Deliver the 'Best facility for Games Ever'. Build state-of-the-art sporting and infrastructure for the facilitation of the Games. Create suitable environment and opportunities for the involvement of the students in Games. To understand the culture of various ethnic groups and respect traditional values and wisdom.
- Functions and activities
- The committee organizes intra-college as well inter-college events, which are evenly spaced throughout the year. The main objective of the Sports committee is to develop an all-round personality of the student as well as inculcate values like teamwork, co-ordination and leadership while exploring talents. For intra-college we have events for various sports like football, cricket, volleyball, basketball ball, Badminton, table tennis, carom, chess, etc. whereas, inter-college events include Cricket, football, basketball, volleyball and table tennis. All the events are conducted such that boys and girls get an equal opportunity to participate in all the events.


9. Alumni Association
10. Student Welfare Committee
11. Corporate Social Responsibility Committee

Mr. Praveen Kumar (AO) informed that all India Survey of Higher Education (AISHE) code, which is mandatory for applying for NAAC Accreditation has already been obtained.

Dr. N.K Rajak said that the treatment offered by VDCH was outstanding as vouched by the patients they have referred to VDCH in the past several years and accreditation process would certainly add more value in continuous improvement of quality dental health education and patient care.

Mr Ranjit Singh appreciated the social outreach program of VDCH in conducting the Dental and Medical Health Camps in Rural Areas in and around Garhwa and emphasized the need to organize such programs more frequently.

At the end of the meeting, Dr S.P Mosby thanked all the members for active participation in the IQAC meeting.

  
 Signature of IQAC Coordinator  
 Hospital Suptt.  
 V.D.C.H., Garhwa, Jharkhand

### Minutes of IQAC Administrative Committee

Administrative Meeting of IQAC was conducted on June 15<sup>th</sup> -2019 to streamline the procurement process.

The Following members attended-

1. Dr S.P Mosby – Principal
2. Dr A.K Sinha- Hospital Superintendent
3. Mr Mahendra Srivastav- CEO
4. Dr. Vijay Duggi- Invitee
5. Dr. Vijayendra Pandey- Invitee
6. Dr. K Vinod – Invitee
7. Dr. D Kiran Murthy- Invitee

  
 Signature of IQAC Coordinator  
 Hospital Suptt.  
 V.D.C.H., Garhwa, Jharkhand



### **Proposal for improvement in VDCH procurement process**

Introduction; Vananchal dental college is experiencing certain obstacles in devoting its full energy to its primary purpose of imparting quality dental education to the students enrolled in the college. These obstacles, which are chronic, though not very complex not only take a significant amount of time of the teaching staff on matters that are largely administrative in nature but also gives impact on patient care. Most of these relate to the irregular availability of the consumables needed for treating patients and inadequate maintenance of the equipments for investigation and treatment.

One of the major reason for these difficulties appears to be the present process of the procurement of both consumables as well as the maintenance service through periodic contracts. The present process engenders delays in both ordering and payment. This makes the procurement process episodic projects instead of an ongoing regular activity that it should be. The result is irregular availability of material and absence of proper maintenance, eventually impacting the patient care in an adverse manner.

Irregular availability of the consumables makes the departments order higher quantities. This leads to further inefficiency in procurement because of higher inventory and the cost associated with it. The episodic nature of procurement results in excessive work load in terms of making purchase orders and follow ups in bursts of time. This also requires larger payments in short periods instead of regular ongoing payment, which is both desirable and in line with the collections from treatment.

As a matter of fact, the Dental Council prescribes a minimum number of patients to be treated as one of their requirement for certifying a dental college.

In the last couple of years, the college had improved its performance at the patient camp management, which is its primary endeavour for patient acquisition. This has resulted in more patient footfalls from the campus as well as in increasing number of walk-in patients, who either were originally introduced to the college through camps or were influenced by the word of mouth. The incidence of the walk ins depends on the quality of patient care and needs to be raised further, if we were to meet the requirements of the patients handled by the college.

Increasing number of patients has led to not only to more income but also more requirements of consumables and higher utilization of the equipment. Due to the lack of easy access to funds, the extent of inefficiency in the operation with respect to both the procurement of consumables and the creation of maintenance facility for the equipment has grown. We have to improve this to raise the level of the patient care.

#### **Proposal**

This proposal envisages a three pronged approach.

- To modify the process of ordering
- To use the collection from the treatment of VDCH patients only for the purchase of consumables, the cost of AMCs for equipment and repair, other sundry expenses like waste management, stationary etc.
- Eventually transition the entire procurement process to the Orion patient management system.

The following steps will be undertaken to implement the change.

- a. VDCH purchase department will order the materials required on a regular basis unlike once in a quarter as is being practiced presently.
- b. VDCH purchase committee will prepare a complete list of all items to be procured by it. At the beginning of each quarter it will prepare a list of the primary supplier and back up supplier for 25% of the items along with the prices and the payment terms negotiated with both. The price of primary supplier will be lower than that of back supplier.
- c. VDCH will also prepare for each item a reorder level and reorder quantity based on past consumption history and supplier lead time.
- d. In case any primary supplier seeks a revision in price for any item, VDCH will freshly seek approval of revised prices after a due process of obtaining competitive quotes, which again will remain valid till the start of the next corresponding quarter.
- e. The orders will be generated by VDCH on a regular basis comparing physical stocks with the reorder levels and no indent will be required to be given by the departments. Only when a new material is required, the same will be indented by the department concerned. Following that VDCH will obtain necessary quotations to recommend the primary and backup supplier along with their prices for approval.
- f. VDCH will submit a monthly report of the purchase made in a month in the first half of the subsequent month. The information in the report will include the total value of the purchase, payments and outstanding amounts among other details. It will also compare the compulsive purchase for any month against the corresponding collections for the treatment of patients. This will help the college continuously review its charges for treating patients so that there is no shortfall in the income to cover the expenses.
- g. VDCH will also circulate a monthly report of department wise consumption of materials to all departments. This will be reviewed between the principal and departments to evaluate the efficiency of material utilization while treating patients and make necessary improvements in the same.

  
 Signature of IQAC Coordinator

**Hospital Suptt.**  
 VDCH, Garhwa, Jharkhand



### Minutes of IQAC Meeting held on 29<sup>th</sup> December 2019

The meeting of Vananchal Dental College & Hospital's (VDCH) Internal Quality Assurance Cell (IQAC) was held on December 29<sup>th</sup> 2019 in the Lecture Hall, chaired by Dr S P Mosby, Principal VDCH.

The following members were present.

1. Dr S P Mosby	Principal, VDCH
2. Dr A K Sinha	IQAC Coordinator
3. Ms Meena Singh	Member
4. Dr. Vijayendra Pandey	Member
5. Dr.D.Ravisankar	Member
6. Dr Kalanand Mishra (Civil Surgeon, Medininagar Palamu)	Member

- **Dr S P Mosby** welcomed all the members of Internal Quality Assessment Cell and called upon all the members to introduce themselves to fellow members to develop a sense of camaraderie among members.
- **Dr A K Sinha** emphasized the resolve of VDCH to seek the NAAC Accreditation and outlined the importance of IQAC in the wider scheme of things for conducting continuous assessment and improvement in VDCH's functioning.
- **Dr. Vijayender Pandey** said that the treatment offered by VDCH was outstanding as vouched by the patients they have referred to VDCH in the past several years and accreditation process would certainly add more value in continuous improvement of quality dental health education and patient care.
- **Dr.D.Ravisankar** appointed as new IQAC Coordinator from 29-12-2019 to 29-12-2021 in the IQAC meetings. Mr Dr. A. K.Sinha Handovers the all his duties to new IQAC Coordinator.

At the end of the meeting Dr S P Mosby thanked all the members for active participation in the IQAC meeting.

  
Signature of IQAC Coordinator  
HOSPITAL  
V.D.C.H., Garhwa, Jharkhand



**CRITERION -VI Point-6.5.2****Annexure-9**

Details of Quality Development Programmes attended by the faculties of the college during 5Years				
Year	Title of the workshop/seminar specific to quality improvement	Venue	Total number of teachers in the Institution	Number of teachers attended
2019-20	CBCT- Work shop	VDCH Campus	93	93
2019-20	Implantology Surgical & Prosthetic of workshop Module -I	Luknow		1
2019-20	Implantology Surgical & Prosthetic of workshop Module -I	Lucknow		1
2018-19	Euro dentistry congress	PULSUS		1
2018-19	Work shop on Endomotor	VDCH Campus		85
2018-19	IDA- BIHAR	Patna		1
2017-18	CBCT WORK SHOP	VDCH Campus		90
2017-18	IDA- CDE	Laser Dentistry		1
2016-17	ADA-CERP	Laser Dentistry		1
2016-17	CDE Programme	VDCH Campus		93
2015-16	Basic Implantology	VDCH Campus		85
2014-15	Laser in Dentistry	VDCH Campus		85

## CRITERION VII

### Criterion -7 Institutional Values and Best practices

#### 7.1 Institutional Values and Social Responsibilities

##### **7.1.1 Total number of gender equity sensitization programmes organized by the Institution during the last five years**

###### **Response:**

7.1.1.1 Total number of gender equity sensitization programmes organized by the Institution year-wise during the last five years.

Year	2018-19	2017-18	2016-17	2015-16	2014-15
Number of gender equity sensitization programme organized	3	1	2	2	2

##### **7.1.2 Measures initiated by the institution for the promotion of gender equity during the last five years.**

###### **Response:**

Worldwide, we are seeing an upward trend in women dentists. They also represent an expanding pool of possible applicants for dental colleges in India. Presently, the number of women in dentistry is increasing significantly. Dental student enrolment at Vananchal Dental College is now around 60 % female students and faculty comprise of 20% women. The college transforms India's "patriarchal norms."

The structure of the dental college provides unique opportunities for women to exercise a high degree of autonomy and flexibility and at the same time, enjoy the status awards associated with being a healthcare provider. Empowering women by appointing women faculty 20 % thereby increasing their participation and improving their shares in resources, employment and income relative to men, which is necessary and sufficient for lasting changes in their economic and

social position. By gender mainstreaming, the integration of a gender perspective into every stage of organisational, programme and policy processes – design, implementation, monitoring and evaluation – with a view to promoting equality between women and men. Prevention of Sexual Harassment Cell at the institute is constituted based on the guidelines formed by the Supreme Court of India. There have been no incidents of sexual harassment in the institute since its inception. There are common rooms separately for both genders and even mess facilities are separated for women. There is ample security for all the hostels and caretakers have been provided 24 x 7. The whole campus is under CCTV surveillance 24 x 7.

The govt of Jharkhand has given 13 members team JAP picket team in the college campus. College also have agreement with SIS (Private security agency) for the security of the College campus.

There are a woman counsellor and lady Gynaecologist living in our campus to take care of the girl students' health problems within a short span of time and give treatment immediately.

This reveals the strong will of the College Management to protect and let grow the strength of the females associated with the college. The management of the college realises the role of strengthened women in a society, hence at every level a girl student or women worker is provided full opportunity to develop her personality, brush up her educational standards and increase the teaching ability as the case may be.

**7.1.3 The Institution has facilities for alternate sources of energy and energy conservation devices 1. Solar energy 2. Wheeling to the Grid 3. Sensor based energy conservation 4. Biogas plant 5. Use of LED bulbs/ power efficient equipment**

- A. Any one of the above
- B. Any two of the above
- C. Any three of the above
- D. Any four of the above

**Response:** C. Three of the above. (Sl. 1, 2 and 5.)

**7.1.4 Describe the facilities in the institution for the management of the following types of degradable and non-degradable waste**

**Solid waste management**

**Liquid waste management**

**Biomedical waste management**

**E-waste management**

**Waste recycling system**

**Hazardous chemicals and radioactive waste management**

**Response:**

1. **Solid waste:** The College Campus is situated in the rural area and having sufficient area of open land. Though the demarcated land areas have been earmarked for the existing and proposed learning institutions, a large area of the land is available with the TRUST (Management of the college) which is being used for the agricultural purpose, as forestry land, water conservation and so on. So far as the management of solid waste is concerned it is collected in various types of big cemented dust bins, meant for these purposes and after a certain period of time the waste material is burnt. Such waste which can be used for the purpose of fertiliser is collected in a far distant waste land and kept there till it becomes usable as fertiliser.
2. **Liquid waste** is generated in the clinics, and collected using a centralised suction system and after mercury separation and it is stored in separate tanks and transported to the SADAR hospital, twice daily, as per norms.
3. **Biomedical waste** management is done in accordance with the rules specified in the gazette released by Ministry of Environmental, Forest and Climate change, 16th March 2018. The waste is segregated into appropriate colour coded non-chlorinated bags with bar coding i.e., yellow for human anatomical waste and soiled cotton and linen, red for recyclables such as gloves, mouth masks and black for municipal waste. Sharps are disposed into white translucent puncture-proof container and glass items and implants are disposed into a white cardboard box with a blue label. The waste collected is transported twice daily, to the treatment facility made available by the SADAR Hospital, as per MOU.

Our hospital is attached with SADAR Hospital, Garhwa for disposal of garbage and waste as per MOU signed and communicated vide letter no. 341 Dated 14-03-07 with Civil Surgeon of Garhwa.

4. **e-waste:** As such, as the college is a health care facility, the amount of e-waste generated is negligible.

**Hazardous chemicals:** Hazardous Chemicals and Expired chemicals are disposed in safety conditions and are kept in tank through drainage system and it is transported to the SADAR Hospital, Garhwa as per MOU signed and communicated vide letter no. 341 Dated 14-03-07 with Civil Surgeon of Garhwa.

5. Production of radioactive waste in the health care facility such as due to the usage of digital radiography for investigation purpose is transported to the SADAR Hospital twice daily with garbage collection as per norms.

#### **7.1.5 Water conservation facilities available in the Institution:**

1. Rain water harvesting
2. Bore well /Open well recharge
3. Construction of tanks and bunds
4. Waste water recycling
5. Maintenance of water bodies and distribution system in the campus

Any one of the above

Any Two of the above

Any Three of the above

Any Four of the above

**Response:** Four of above (Sl. 1, 2, 3 and 5)

#### **7.1.6 Green campus initiatives of the Institution include**

1. Restricted entry of automobiles 2. Battery powered vehicles 3. Pedestrian-friendly pathways 4. Ban on use of plastics 5. Landscaping with trees and plants

A. any one of the above

B. Any two of the above



- C. Any three of the above
- D. Any four of the above

**Response:** C. Three of the above

### **7.1.7 The Institution has disabled-friendly, barrier-free environment**

1. Built environment with ramps/lifts for easy access to classrooms
2. Disabled-friendly washrooms
3. Signage including tactile path, lights, display boards and signposts
4. Assistive technology and facilities for persons with disabilities (*Divyangjan*) accessible website, screen-reading software, mechanized equipment
5. Provision for enquiry and information: Human assistance, reader, scribe, soft copies of reading material, screen reading

- E. Any one of the above.
- D. Any two of the above
- C. Any three of the above
- B. Any four of the above

**Response:** Four of the above (Sl. 1, 2, & 5.)

***7.1.8 Describe the Institutional efforts/initiatives in providing an inclusive environment i.e., tolerance and harmony towards cultural, regional, linguistic, communal socio-economic and other diversities. Add a note on how the Institution has leveraged its location for the services of the community***

**Response:**

The institute routinely engages in conducting a number of initiatives and activities focused on creating a more inclusive environment towards cultural, regional, linguistic, socio-economic and other diversities. To create and maintain an inclusive and respectful workplace for all students and employees regardless of diversity belief or non-belief, at the start of each academic year, different orientation programs are organized. We establish policies that outline student and faculty conduct that clearly state discriminatory and harassing behaviour are not encouraged in the campus. Then we communicate these standards to students, clearly defining that what actions are and are not appropriate. At the same time, we evaluate admissions and administrative guidelines with a focus on identifying and removing any unintentionally discriminatory policies. By making cultural awareness a priority from the top down, we are easily established

an environment of inclusion and tolerance throughout the institute. All the students are also oriented on ethical aspects towards his patients, colleagues and to the community.

All the religious and cultural festivals are celebrated equally and encourage total participation from the students and employees of different regions, religions and languages. The institute also schedules special events or even set aside entire weeks to promote cultural diversity in the campus. The Principal himself take care for student affairs to promote education about cultural and religious diversity and provide guidelines to faculty about religious accommodations for students. As part of community services of the institute, students are encouraged to take an active role in programs like smile of every day , The institute has adopted Farathiya, Hoor, Sigsigi, and Sidhe villages where social service volunteers of the institute remain in constant touch with the community and provide services that improve their living and working conditions. Students identify the needs and problems of the community and try to help them solved. They also help women or minority-owned vendors to help them improve their livelihood.

**7.1.9 Code of conduct handbook exists for students, teachers and academic and administrative staff including the Dean / Principal /Officials and support staff.**

- 1. The Code of conduct is displayed on the website 2. There is a committee to monitor adherence to the code of conduct 3. Institution organizes professional ethics programmes for students, teachers and the academic and administrative staff**  
**4. Annual awareness programmes on the code of conduct are organized**

- E. None of the above**  
**D. Any one of the above**  
**C. Any two of the above**  
**B. Any three of the above**

**Response:** A. All of the above

**7.1.10 The Institution celebrates / organizes national and international commemorative days, events and festivals**

**Response:**

**World Oral Health Day**

Vananchal Dental College & Hospital organizes various oral health awareness programs every year on March 20th on the occasion of world oral health day. On the day different teams of the

students are sent to the nearby villages along with the selected faculty members and try to make the villagers aware about maintenance of the oral health with the available facilities. These programmes are convened by the P.H.D. department of the college.

### **World Health Day**

Vananchal Dental College & Hospital celebrates world health day by organizing various programs based on the theme given by WHO every year. In that day our students visit different nearby villages and taking survey regarding health condition of poor people. We conduct health awareness by using Rally, Posters, Nukkar Natak and other activities. By these activities, our faculties and students advice the rural villagers to get rid of the bad habits (smoking and taking alcoholic drinks) and how to keep their surrounding areas clean and hygiene. Our doctors examine the poor people and give the treatment and medicine. In our team we have a qualified gynaecologist too who give the suggestion regarding balance diet for the pregnant women and poor people.

### **International Nurses Day**

International Nurses Day is celebrated around the world on May 12, birth anniversary of Florence Nightingale, to mark the contributions nurses make to society.

Vananchal Educational and Welfare Trust, grandly celebrate International Nurses Day on May 12<sup>th</sup> every year.

All the nurses pledge their noble profession, under leadership of Principal of Vananchal College of Nursing. On this occasion, the chief guest and hospital superintend address the theme of the nursing day of the year and also stresses on the importance of having specialist nurses. To remember the services of nurses the college distributes the Appreciation Awards to the nurses' team and some Nursing Supervisors. There are other important bestowed awards are also presented for the nurses such as, Best Charge Nurse Awards, Best Staff Nurse Awards and prize distribution for the cultural activities.

The celebration ends with the felicitation of the bestowed nurses.

### **World “No Tobacco Day”**

Vananchal Dental College & Hospital observes “World No Tobacco Day” every year by educating patients reporting to the hospital on May 31<sup>st</sup> regarding ill effects of tobacco through various programs. Personalized tobacco cessation counselling is given to the tobacco users. We conduct health awareness by using Rally, Posters, Nukkar Natak and other activities. Our

Faculty and students advice the villagers against the bad habits of smoking and taking alcoholic drinks.

### **World Yoga Day**

On the occasion of World Yoga Day on June 21<sup>st</sup> the benefit of yoga to our human body and its growing importance in contemporary life situations is explained. Our yoga instructor Dr. S.N. Singh and Mr. Manaish Tiwari give the instruction regarding practicing important Yoga in life, like Surya Namaskar, Health fitness exercises for faculty and students. Yoga instructors also explain how to make life stress-free in our daily schedule.

### **World Hygiene Day**

On the occasion of personal hygiene day on May 5th Vananchal Dental College & Hospital organizes various awareness programs in the rural villages surrounding the college regarding hygiene. Maintain good hygiene by cleaning the surrounding areas of the campus and giving the instructions to take fresh water and good food and do the yoga for body fitness.

### **World Diabetes Day**

Health talks on various aspects of diabetes are given by the students of this college on November 14th every year.

### **World AIDS Day**

A sensitization programme for III and IV BDS students on treating Retro positive patients and Universal precautions is organized every year on 1<sup>st</sup> December. Various programs are conducted by the students to bring awareness among the public.

### **National Honourable Days**

Every year 15th August – Independence Day & 26th January – Republic Day, Gandhi Jayanti October-2, Swami Vivekanda Jayanti, Subhash Chandra Bose Jayanti are celebrated in Vananchal Dental College with flag hosting highlighting the spirit of patriotism among new generation by creating the feeling of responsibility towards the family, society and country and by organising other relevant functions.

### **Festivals**

Vananchal Dental College rejoices all the festivals in the full swing. Our students irrespective of their religion and region celebrate all the festivals and perform all the rituals with great enthusiasm and zeal. Thus, we enjoy all the cultures as all the festivals are celebrated here in the campus itself with due respect. Various special days like World food day, National Unity Day, World Environment Day, all the specific department days, International Women's Day, Children's day etc., are celebrated in our college every year. Special events and awareness programs are organized on these days.

## **Key Indicator -7.2 Best Practices**

### **7.2.1 Describe two Institutional Best Practices as per the NAAC format provided in the Manual**

#### **I Title of the Practice Welfare of the key stakeholders (students) -Best Practice**

##### **Objectives of the Practice**

- To provide the students a safe, secure, pleasant and conducive living environment.
- To provide an environment which promotes professional growth and skills
- To provide mentoring to slow learners and equal development of all students.
- To provide students with personal care and attention in each department.
- To encourage participation of the students in various committees for decision making and management.
- To obtain regular feedback from students on all institutional activities so as to implement required changes.

##### **The Context**

The path in the pursuit of knowledge is vast and varied. The institute, in addition to being a place of knowledge, also believes in nurturing the students in a comprehensive and holistic manner.

The college caters to the varied requirements of multi-socio-ethnic backgrounds and strata of the society of students. The institute ensures that every care is taken in treating the students who study /work and stay in the institute and ensures that prompt and state of the art dental care is provided to them at nominal rates, keeping in mind that their rights and privileges are upheld at all times.



## **The Practice**

The working environment also plays an important role in the development of an individual, not only the young minds are moulded academically. Besides this their physical and spiritual development are also well looked after. Care and welfare of the students is central to the work ethos of the institute.

- 1. Safety and Security of Students**
- 2. Mentor-Mentee Program**
- 3. Women Grievance Cell and Anti-Ragging Committee**
- 4. Hostel and Mess Committee**
- 5. Sports Facilities**
- 6. Feedback**
- 7. Sterilization**
- 8. Health Care Facilities**

## **Evidence of success**

The evidence of success achieved is as follows:

- Increased confidence among students.
- Increase in academic performance and output.
- No incidence of ragging.
- Greater participation by all students in academic activities.
- Increased participation by all students in the extra-curricular activities.
- Parents are satisfied with the academic growth of their wards.
- Increase in happiness quotient of stakeholders specially students.

## **Problems encountered and resources required**

Problems encountered are numerous & unique, and every effort is made to overcome them.

Some of the prominent problems encountered are as follows:

- Adjusting to the needs of students from various backgrounds.
- Constant and close monitoring of students' activities, moods and behaviour.
- Convincing the students, the need to stay in a protected and secure environment  
Providing wide array of facilities (academic, extra-curricular, personal, spiritual etc.)
- Providing high quality health care treatment at affordable rates.
- Getting constructive and reliable feedback.

- Stopping the distraction of young minds from academics /extracurricular / sports activities due to electronic invasions and changes in socio-economic values in society.

## **II Comprehensive Dental Care Teaching Clinics - A Best Practice**

### **1. Title: Comprehensive Dental Care Teaching Clinics - A Best Practice**

### **2. Underlying principles and Objectives of the practice:**

Undergraduate education in dentistry is intended primarily to prepare the future dentist to practice all branches of clinical dentistry. Clinical training has been compartmentalized **in separate clinics with students rotating through these clinics.**

Under the comprehensive dental care system, clinical training in all the different disciplines is undertaken in **one integrated clinic.** Students are trained for a **holistic patient perspective, and to develop clinical maturity.**

The **objectives** of establishing these clinics are:

- To provide patient-centred multidisciplinary and highly coordinated dental care under one roof.
- To promote one clinician-one patient philosophy to ensure continuity of care.

### **1. The Context:**

A plethora of challenges redressed in implementing the comprehensive clinical setting Formation of an integrated multi-disciplinary faculty team comprising of specialists from all the specialities in dentistry and striking high level of coordination among the team members. Provision of required instruments and dental materials to perform all kinds of treatment procedures in each clinic.

### **1. The practice:**

The comprehensive care model of dental delivery is representative of dentistry practised in private practice.

One student is responsible for the total oral care of all his/her patients. Hence, comprehensive clinical care system could be a better alternative delivery system than the traditional compartmentalized care, as it improves overall efficiency. Better clinic utilization, reduces the time taken to complete the treatments, reducing the number of visits to the dentist and cost of the treatment. Constraints faced during the initial days were redressed by incorporating various processes. Streaming of outpatients to these clinics starts from the main registration counter. Student allocation to these clinics, stratification of treatment procedures based on the complexity to suit a type of student (III BDS, IV BDS and Interns), monitoring of continuity of care and monitoring of follow-up of protocols is done by the specialised faculties.

#### 5. Evidence of success:

S.NO	Performance indicator	Traditional set up	Comprehensive care clinic
1	Outpatient flow	550 patients per day	550 patients per day
2	Treatment procedure out put	1000 treatment procedure per days	1000 treatment procedure per day
3	Individual students clinical out put	Conventionally students were stuck with the quota system.	Currently, each student performs all procedures.
4	Dental chair occupancy rate	Students treat 1 patient per session. Dental chair occupancy average was 2 to 3 hours a Day.	Student can treat a number of patients on multiple chairs in a given slot of time. In this way the chair occupancy rate comes to 4 to 5 hours in a shift duty.
5	The patient appointment turnout rate	Patient turnout used to be below 50%	After the implementation of Comprehensive approach patients' turnout has been increased over 75%.

#### a) Problems encountered:

Defining staff distribution between undergraduate and postgraduate clinics and provisioning of all types of dental materials, instruments and equipment's to practice general dentistry in all comprehensive dental clinics.

#### b) Resources required:

The requirement of additional and designated manpower, instrument and infrastructure and material are our requirements.

## **Key Indicator -7.3 Institutional Distinctiveness**

### **7.3.1 Portray the performance of the Institution in one area distinctive to its priority and thrust within 500 words**

**Response:**

Oral health services in India are affected by problems of availability, accessibility, affordability, acceptability and accommodation of services. Majority of the Dentists tend to practice in urban and suburban areas ignoring poor rural population with greater treatment needs. These people need to travel far distances to get their dental needs fulfilled. Keeping these in mind Vananchal Dental College has established satellite dental clinics.

These clinics also help provide exposure to the rural dental practice for the students, generate employment opportunities for the alumni and job opportunity to the rural unemployed youth as supporting staff. Each satellite clinic is fully equipped and caters to the dental needs of over 40-50 people per day.

Every satellite clinic is equipped with 2 dental chairs, a qualified dental surgeon, a dental nurse and an attender. Basic primary and emergency dental care are provided at these centres on all working days.

On-site specialized dental care is provided by a visiting specialist on a weekly basis. Patients requiring comprehensive multi-disciplinary care are referred to our tertiary care centre where all provisions to render such care exist.

In order to create oral health awareness among the public, we interact and work in collaboration with village-level health workers like Anganwadi workers and Multi-purpose health workers (MPHWs). These health care workers are trained to identify common oral diseases in a given population and also to inform about the services provided at our centres. Both undergraduate and postgraduate students are deployed to work in association with these village-level workers to appraise the rural inhabitants regarding oral diseases and their prevention. Periodic meetings are held at all levels to resolve any issues encountered.

Taking advantage of digital technology, all the satellite clinics are equipped with internet, digital radiography facility. This ensures better connectivity of these centres with the tertiary care centre and allows the exchange of opinions with specialists. To update the knowledge of

working dentists and enhance their skills, continuing dental education programs are conducted regularly.

All these initiatives enhance the provision of high-quality dental health care and help to improve the oral health related quality of life of the rural population. This massive community reach program has become extremely popular and the number of patients utilizing the services in these clinics is steadily going up.

The College Hospital management always takes care for the patients coming in the emergencies. For such patients hospital schedule is ignored and doctors take up, treat and monitor the case even beyond the scheduled time of the hospital. Similarly, in the case of a child patient special arrangements for maids and toys have been made. In such cases the child patient is provided with the toys (according to his/her age), his /her mind set is brought to be instrument friendly and then treatment procedure is started. If required the services of maid are provided.

## **CRITERION -VII Point-7.1.1 Annexure-1**

### **Gender Equity Sensitization**

Vananchal dental college is committed to gender equity to uphold the ethics and equity among the dental personnel in the institute which can be witnessed through the programmes conducted annually for the past five years.

#### **Report on list of the programmes**

1. **Sexual Harassment:** Sexual harassment is unwelcome conduct of a sexual nature which makes a person feel offended, humiliated and/or intimidated. It includes situations where a person is asked to engage in sexual activity as a condition of that person's employment, as well as situations which create an environment which is hostile, intimidating or humiliating for the recipient. At VDCH, students were sensitised on these aspects by **Dr. A.K.Sinha** and precautions were given to overcome any untoward incidents on 8-03-2019.
  
2. **AIDS awareness:** World AIDS Day is one of the global public health campaigns marked by the World Health Organization (WHO) and observed on 1<sup>st</sup> December. We, at our institute dedicated to raise awareness of the AIDS pandemic caused by the spread of HIV infection and mourning those who have died of the disease. Our NSS unit of Vishnu Dental College observes and organizes awareness Programmes every year for students and patients. Our college Students, teaching and Non-Teaching



Faculty wear a HIV awareness red ribbon on the day to show solidarity. Following are the programmes conducted by the institute annually.

- On DEC 1<sup>st</sup> 2018- organized an awareness Programmes, Displayed placards and Performed a flash mob.
- On DEC 1<sup>st</sup> 2017- organized an awareness Programmes and distributed Pamphlets.
- On DEC 1<sup>st</sup> 2016- Performed a Skit to bring awareness among students and to instil an idea about universal precautions.

3. **Girl's sanitation:** Sanitation crisis is detrimental not only to women's health but also to their education, dignity, community status, and overall well-being. The symptoms of menstruation, pregnancy and the postnatal period also become problematic if there are not adequate areas to properly deal with them. The institute has improved sanitation facilities close to work place thus enabling them to work more productively. **Dr. Sushma K.N** had enlightened the students regarding these aspects of sanitation and facilities available in the campus on 07-04-2017
4. **Ageing gracefully:** International Women's Day is celebrated on March 8 every year. A total of 10 women faculty participated in the event this year. As a part of the program, **Dr. Anita Kumari (Gynecologist)** had talked about "aging gracefully" which was very informative and useful. She was thanked by presenting a gift. Various games were conducted in which the entire faculty participated actively and prizes were distributed on March 8<sup>th</sup> 2016.
5. **Stress management for working women:** Stress is anything that disrupts the routine, physical or mental well-being of individuals. Women's exposure to educational opportunities is significantly higher than it was some years ago, women belonging to all classes have entered into various professions which causes stress in their personal and professional life. **Dr.Sushma K.N** had focused on this aspect and had motivated the female faculty to get rid of the work stress. The programme was held on 05-03-2015.

## **CRITERION -VII Point-7.1.2 Annexure-2**

### **Gender sensitization-Action plan for 2018-2019**

1. Sensitizing staff in workplace to set the standard for respectful behavior at work.
2. Sensitizing the new students within 3 months of admission, on September by Psychologist Dr Abhishek Singh Nayyar
3. Conducting Mentor – Mentee meetings for all the girl students bi-monthly to ascertain healthy atmosphere.
4. Social media usage sensitization after 4 months of admission.
5. Ensure unbiased teaching & learning activities for all students.
6. Provide equitable platforms whether sports, cultural, literary & training programs to all the students to exhibit their talents and skills.

### **Gender sensitization-Action plan for 2017-2018**

1. Promoting communication with respect for human dignity and social responsibility.
2. Allow the recognition of multi-dimensional representations of women and men
3. Promote communications that represent unbiased representations of gender equity
4. Conduct workshops that promote diversity and gender- sensitive communication for members and employees.

### **Gender sensitization-Action plan for 2016-2017**

1. A senior role in every campus whom faculty and students can reach out in matters of need related to gender related communication
2. Monitoring and evaluation mechanism for implementation and their follow – ups
3. Conducting regular awareness raising activities among students and staff
4. A network of gender equity advisers facilitated by our student grievance cell and women grievance cell.

### **Gender sensitization-Action plan for 2015-2016**

1. Balanced Gender quota in Hiring in all faculty and study committees.
2. Our student code of conduct promotes gender parity at the governance level.
3. In classes faculty members promote working together, fair representations for leadership roles, facilitates impartial participation, gender balance in team projects when possible promote students meeting with faculty having open and closed sessions with faculty members of appropriate gender for related scenarios, complaints and counseling during class hours and at hostels.

### **Gender sensitization-Action plan for 2014-2015**

1. To analyze and assess the extent to which the existing arrangement for safety of women, both students and employees in particulars, and youth in general, are adequate in the campus of the institution.
2. To evaluate Grievance Redressal Mechanisms for gender specific concerns and to suggest measures to strengthen them.
3. Sensitizing staff in workplace to set the standard for respectful behavior at work environment.
4. Adopting and implementation of a greater number of workshops, seminars, awareness programmes on Gender equity.

## CRITERION -VII Point-7.1.2 Annexure-3

### Pictures regarding safety & Security of Girl Students and Women staff.



Girls' Common room, Sick room and C.C.T.V. camera at outside hostel gate.





## CRITERION -VII Point-7.1.3 Annexure-4

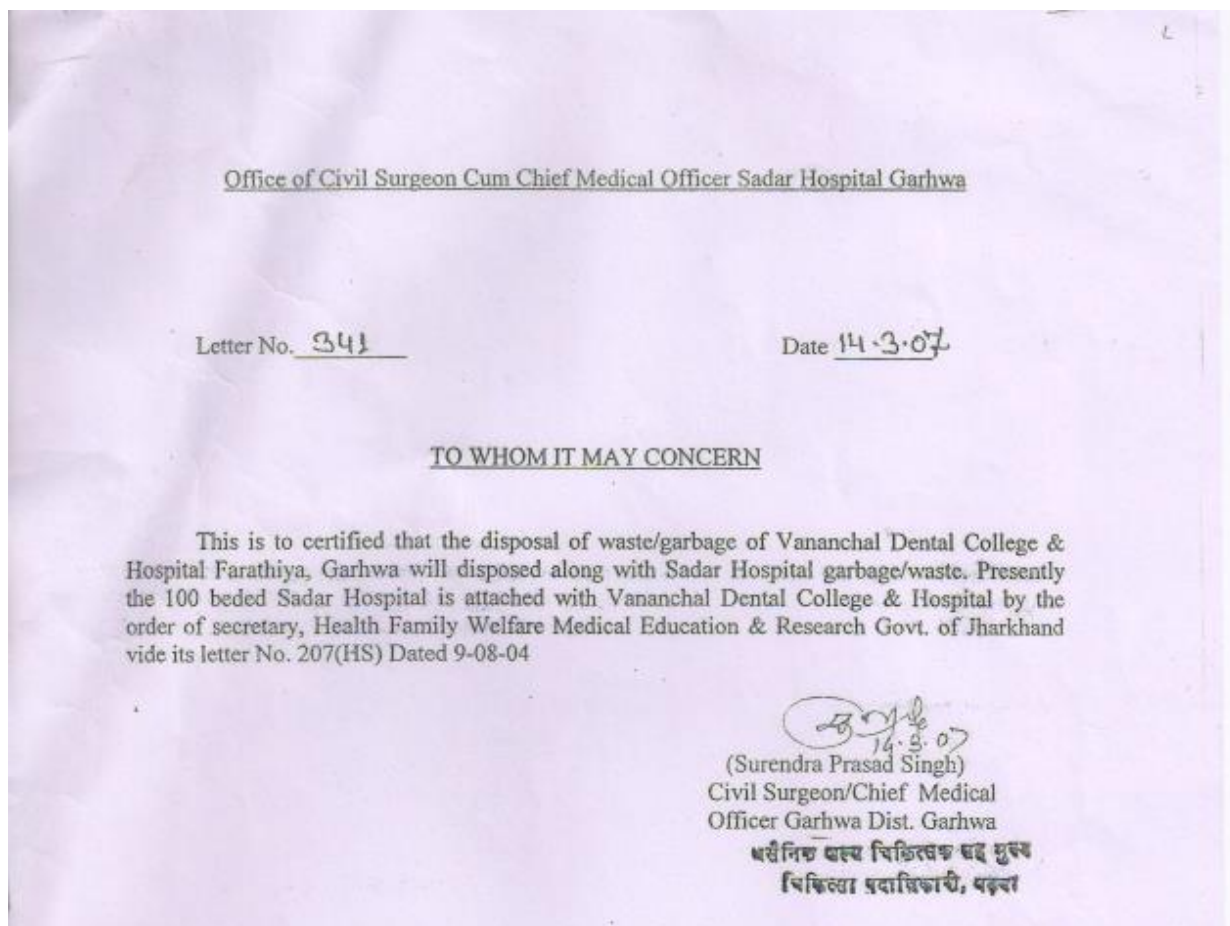
### Alternate sources of Energy.






## CRITERION -VII Point-7.1.4 Annexure-5

### Biomedical Waste management/ disposal



## CRITERION -VII Point-7.1.5 Annexure-6

### Water Conservation & Water harvesting





## CRITERION -VII Point-7.1.6 Annexure-7

### VANANCHAL DENTAL COLLEGE & HOSPITAL, GREEN MEADOWS CAMPUS







## CRITERION -VII Point-7.1.7 Annexure-8

### Facilities for “Divyang”

#### Ramps for wheel Chairs



## CRITERION -VII Point-7.1.8 Annexure-9

#### CHHATH POOJA







## Dawat- E-Eftar





## HOLI CELEBRATION



## CRITERION -VII Point-7.1.9 Annexure-10

### ETHICS FOR STUDENTS

**VANANCHAL DENTAL COLLEGE & HOSPITAL**

**Garhwa, Jharkhnad**

**(Affiliated to Nilamber- Pitamber University, Palamu, Medini Nagar, Jharkhand)**

**HAND BOOK FOR BDS STUDENTS For**

**“ETHICS”**

**BASED ON BDS COURSE REGULATIONS-2007**

**In accordance with the DCI revised BDS course regulations 2007**

**(Subject to modification from time to time)**

## **COURSE CONTENTS:**

### **Introduction to ethics:**

- i. What is ethics
- ii. What are values and norms
- iii. How to form a value system in one's personal and professional life?
- iv. Hippocratic Oath.
- v. Declaration of Helsinki, WHO declaration of Geneva, International code of ethics, DCI Code of ethics.

### **Ethics of the individual:**

- The Right to be respected Truth and confidentiality Autonomy of decision
- Doctor Patient relationship

### **Profession Ethics:**

- Code of conduct
- Contract and confidentiality charging of fees, fee splitting Prescription of drugs
- Over – investigating the patient Malpractice and negligence

*(details can be available from the manual)*

## **CRITERION -VII Point-7.1.10 Annexure-11**

### **Institution celebrates National/International commemorative days and events**

#### **International Yoga Day**







## WORLD ANTI –TOBACCO DAY

### TOBACCO DE-ADDICATION CENTRE







WORLD HEALTH DAY







On eve of Gandhi Jayanti



PLASTIC WASTE FREE CAMPAIGN



## PLASTIC FREE CAMPAIGN



## JAL SHAKTHI ABHIYAN



## International Nurses Day



## 2k RUN- VDCH



## CRITERION -VII Point-7.2.1

## Annexure-12

### I Title of the Practice Welfare of the key stakeholders (students) -Best Practice

#### Objectives of the Practice

- To provide the students a safe, secure, pleasant and conducive living environment.
- To provide an environment which promotes professional growth and skills
- To provide mentoring to slow learners and equal development of all students.
- To provide students with personal care and attention in each department.
- To encourage participation of the students in various committees for decision making and management.



- To obtain regular feedback from students on all institutional activities so as to implement required changes.

## **The Context**

The path in the pursuit of knowledge is vast and varied. The institute, in addition to being a place of knowledge, also believes in nurturing the students in a comprehensive and holistic manner. The college caters to the varied requirements of multi-socio-ethnic backgrounds and strata of the society of students. The institute ensures that every care is taken in treating the students who study /work and stay in the institute and ensures that prompt and state of the art dentalcare is provided to them at nominal rates, keeping in mind that their rights and privileges are upheld at all times.

## **The Practice**

The working environment also plays an important role in the development of an individual, not only the young minds are moulded academically. Besides this their physical and spiritual development are also well looked after. Care and welfare of the students is central to the work ethos of the institute.

### **9. Safety and Security of Students**

### **10. Mentor-Mentee Program**

### **11. Women Grievance Cell and Anti-Ragging Committee**


### **12. Hostel and Mess Committee**

### **13. Sports Facilities**

### **14. Feedback**

### **15. Sterilization**

### **16. Health Care Facilities**









### **Evidence of success**

The evidence of success achieved is as follows:

- Increased confidence among students.
- Increase in academic performance and output.
- No incidence of ragging.
- Greater participation by all students in academic activities.
- Increased participation by all students in the extra-curricular activities.
- Parents are satisfied with the academic growth of their wards.
- Increase in happiness quotient of stakeholders specially students.

### **Problems encountered and resources required**

Problems encountered are numerous & unique, and every effort is made to overcome them. Some of the prominent problems encountered are as follows:

- Adjusting to the needs of students from various backgrounds.
- Constant and close monitoring of students' activities, moods and behaviour.
- Convincing the students, the need to stay in a protected and secure environment  
Providing wide array of facilities (academic, extra-curricular, personal, spiritual etc.)
- Providing high quality health care treatment at affordable rates.
- Getting constructive and reliable feedback.
- Stopping the distraction of young minds from academics/extracurricular/ sports activities due to electronic invasions and changes in socio-economic values in society.

## **II Comprehensive Dental Care Teaching Clinics - A Best Practice**

**3. Title:** Comprehensive Dental Care Teaching Clinics - A Best Practice

**4. Underlying principles and Objectives of the practice:**

Undergraduate education in dentistry is intended primarily to prepare the future dentist to practice all branches of clinical dentistry. Clinical training has been compartmentalized in separate clinics with students rotating through these clinics.

Under the comprehensive dental care system, clinical training in all the different disciplines is undertaken in **one integrated clinic**. Students are trained for a **holistic patient perspective, and to develop clinical maturity**.

The **objectives** of establishing these clinics are:

- To provide patient-centred multidisciplinary and highly coordinated dental care under one roof.
- To promote one clinician-one patient philosophy to ensure continuity of care.

### 1. The Context:

A plethora of challenges redressed in implementing the comprehensive clinical setting Formation of an integrated multi-disciplinary faculty team comprising of specialists from all the specialities in dentistry and striking high level of coordination among the team members.

Provision of required instruments and dental materials to perform all kinds of treatment procedures in each clinic.

### 2. The practice:

The comprehensive care model of dental delivery is representative of dentistry practised in private practice.

One student is responsible for the total oral care of all his/her patients. Hence, comprehensive clinical care system could be a better alternative delivery system than the traditional compartmentalized care, as it improves overall efficiency. Better clinic utilization, reduces the time taken to complete the treatments, reducing the number of visits to the dentist and cost of the treatment. Constraints faced during the initial days were redressed by incorporating various processes. Streaming of outpatients to these clinics starts from the main registration counter. Student allocation to these clinics, stratification of treatment procedures based on the complexity to suit a type of student (III BDS, IV BDS and Interns), monitoring of continuity of care and monitoring of follow-up of protocols is done by the specialised faculties.



## 5. Evidence of success:

S.NO	Performance indicator	Traditional set up	Comprehensive care clinic
1	Outpatient flow	550 patients per day	550 patients per day
2	Treatment procedure out put	1000treatment procedure per days	1000 treatment procedure per day
3	Individual students clinical out put	Conventionally students were stuck with the quota system.	Currently, each student perform all procedures.
4	Dental chair occupancy rate	Students treat 1 patient per session. Dental chair occupancy average was 2 to 3 hours a Day.	Student can treat a number of patients on multiple chairs in a given slot of time. In this way the chair occupancy rate comes to 4 to 5 hours in a shift duty.
5	The patient appointment turnout rate	Patient turnout used to be below 50%	After the implementation of Comprehensive approach patients' turn out has been increased over 75%.

**a) Problems encountered:**

Defining staff distribution between undergraduate and postgraduate clinics and provisioning of all types of dental materials, instruments and equipment's to practice general dentistry in all comprehensive dental clinics.

**b) Resources required:**

The requirement of additional and designated manpower, instrument and infrastructure and material are our requirements.

## Criterion –VIII

### PART-B

#### Key Indicator 8.2 – Dental College

##### 8.1.1 NEET percentile scores of students for the BDS Programmes for the preceding academic year

*The range of NEET percentile scores of students enrolled for the BDS programmes during the preceding academic year*

Number of students enrolled for the BDS programme during the preceding academic year	Range of NEET percentile scores	Mean NEET percentile	SD- NEET percentile Score
32	40.34—91.60	66.94	13.76 -- 33.56

*Data requirement: National level Mean NEET score (National)*

*National level standard deviation*

##### 8.1.2 The Institution ensures adequate training for students in preclinical skills

*Describe the steps taken to improve pre-clinical skills along with details of facilities available for students such as preclinical skill labs.*

##### **Response: Pre-Clinical Labs**

Pre-clinical Prosthodontics is taught in the first and second year of dental education to promote the development of competency and expertise before students work on patients. The college is equipped with Pre-clinical Prosthetics laboratory with the required equipment, an adequate number of Bunsen burners and a plaster room for pre-clinical work. Weekly theory and practical



classes are conducted to enhance students' learning in pre-clinical and clinical aspects of removable prosthesis fabrication.

Individual students are closely monitored by the faculty members to ensure adequate pre-clinical training. During the first year of BDS course, students are trained to perform pre-clinical procedures including cast pouring, temporary denture base adaptation, fabrication of occlusal rims, mounting on the articulator, teeth arrangement, processing, finishing and polishing of dentures. During the second year of BDS course.

Students are trained to get expertise in teeth arrangement. Each exercise shall be deemed to be completed only when the same is checked and signed/countersigned by the respective faculty-in-charge. Internal assessment practical exams are conducted on regular intervals, students' performance is evaluated and necessary actions are implemented to improve their working skills.

The college is also equipped with a separate Phantom Head Lab with an adequate number of Phantom heads and working tables with attached equipment to train students in Pre-clinical Fixed partial denture, Orthodontics, Pedodontics, Endodontics & Periodontics works during the 3rd year of BDS course. Students are trained **to do tooth preparation on typodont teeth.**

### **Pre-Clinical Operative Training For Under Graduate Students**

Training the students in the oral simulation lab is of utmost importance to make them familiarise regarding the structure of teeth and the armamentarium required in restorative procedures. In a systematic manner, students are introduced regarding principles of cavity preparation, pulp protection, wedging, matrixing and restoration. Training includes didactics, demonstrations followed by pre-clinical work by the students. To enhance the teaching and learning process small group teaching is effectively implemented.

### **8.1.3 Institution follows infection control protocols during clinical teaching**

1. Central sterile supplies Department (CSSD).
2. Provided personal Protective equipment (PPE) while working in the clinic.
3. Patient safety curriculum.
4. Periodic fumigation /fogging for all clinical areas.
5. Immunization of all the caregivers.
6. Needle sticky injury registered.

**Response:** Four out of above six. (Sl. 1,2,3,4 & 5)

### **8.1.4 Orientation /foundation courses participated in the institution for student entering the college /clinics/ internships.**

**Response:**

The institution conducts various orientation and guidance programs, regularly for students at various stages of their tenure in the college.

The first BDS students upon entry are provided with a detailed 2-day course (Jigyasa) by the principal and various heads of the departments, which include knowledge about dentistry, its scope, various specialities in dentistry and a brief description of each, the etiquettes and deportment expected from professional students, time management etc., Senior teachers provide inputs as to how to avoid stress and meet the increased demand for a professional course.

Students upon entering the third BDS are given orientation to the clinical training, sterilization, asepsis and infection control, management of biomedical waste and ethical considerations in the management of patients. Interns are given special training on the psychomotor and effective method of learning and independent management in decision making as well as execution of treatment. Postgraduate students upon entry are oriented in a 2-day program (PEETIKA) about the various aspects of post-graduation such as Data collection, Seminars, Journal clubs, Patient Management, Treatment Planning, Clinical training, Clinical photography etc.. Further, they are also given a month-long training in the use of computers. They are given training in radiology and the effective use of magnification in dentistry.

Both the UG and PG students are given training in a 2-day program about BLS (Basic Life Support) by an invited specialized team under the guidance of Dr. Sushma. K. N.

**8.1.5 The students are trained for using High End equipment for Diagnostic and the therapeutic in the Institution.**

1. Cone beam computed tomogram (CBCT)
2. CAD/CAM facility
3. Imaging and morphometric software's
4. Endodontic microscope
5. Dental LASER unit
6. Extended application of light-based microscope (phase contrast microscopy /polarised microscopes /fluorescent microscopy).
7. Immunohistochemical (IHC) set up

**Response:** Four (Sl. No. 3, 4, 5 and 6.)

**8.1.6 Institution provides student training in specialized clinics and facilities for care and treatment such as**

1. Comprehensive /Integrated clinic
2. Implant clinic
3. Geriatric clinic
4. Special health care needs clinic
5. Tobacco cessation clinic
6. Esthetic clinic

**Response:** Five (Sl. 1,2,4,5&6.)

**8.1.7 Average percentage of full time teachers who have acquired additional post graduate Degree /Diplomas/ Fellowships beyond the eligibility requirement from recognized centres/Universities in India or abroad ( / Eg: AB, FRCS, MRCP, FAMS, FAIMER,& IFME. Fellowships, Ph. D in dental education etc.) during last five years.**

<i>During the Last five year</i>	<i>2018-19</i>	<i>2017-18</i>	<i>2016-17</i>	<i>2015-16</i>	<i>2014-15</i>
<i>Number of full-time teachers with additional PG degree /Diplomas/ fellowships</i>	<i>Nil</i>	<i>Nil</i>	<i>Nil</i>	<i>Nil</i>	<i>Nil</i>

**8.1.8 The institution has introduced objective methods to measure and certify attainment of specific clinical competencies by BDS students/ interns as stated in the undergraduate curriculum by the Dental Council of India.**

**Response:**

The institution follows the curriculum designed by Dental council of India and Nilamber Pitamber University, Medini Nagar. The students after admitting into the course are sensitised about the clinical competencies and directed to acquire the same at the end of each course.

The clinical competencies to be acquired by the student are demonstrated by the faculty of respective specialities and the cases are allotted in the clinics. The cases allotted to each student are carefully monitored by the faculty owing to the diagnosis, discussion of the treatment plan and rendering the required treatment services following the professional ethics.

The students are recommended to carry out and fulfil the quota of cases speciality wise as per DCI guidelines under the supervision of concerned faculty and HOD. The students are monitored and seen to that every required number of procedures speciality wise and Competencies are attained by the end of the year. Every student is required to undergo clinical chair side evaluation before taking up a case. Periodical assessment of clinical competencies of the students is done through viva-voce by the concerned faculty. All the treatment plans and clinical competencies are evaluated through checklists. Periodic internal assessments are conducted as per the norms laid out by the university (NPU) and D.C.I.

**8.1.9 Average percentage of first year students provided with prophylactic immunization against communicable diseases like Hepatitis –B during their clinical work in the last five years.**

Year	Number of students admitted in the first year of the teaching programmes	Number of First year students administered immunization /prophylaxis for Hepatitis-B
2018-19	54	32
2017-18	34	29
2016-17	39	23
2015-16	99	45
2014-15	110	83

***8.1.10 The College has adopted methods to define and implement Dental graduate's attributes with a system of evaluation of attainment of such attributes.***

**Response:**

The college has adopted methods to define and implement dental graduate attributes with a system of evaluation of the attainment of the same. The Vananchal Dental College strongly believes in personality development in addition to merely learning dentistry. The vision of the institution is oral health for all and the mission includes providing access to affordable and quality oral health care and value-based training. Students are impressed about these attributes right from the beginning of the course and are continuously stressed and counselled to develop human values. Work ethics, ideal behaviour, professional ethics and etiquettes are made known to all the students continuously in the college.

The extensive community outreach including door to door campaign about dental health students understands the problems prevailing in the society and get first-hand information on the economic and educational status of the population. Counselling centres both for dental treatment and smoking cessations have been established in the college. Random feedbacks are regularly taken from the patients about the approach, attitude, competency of the students under whom they receive treatment.



**8.1.11 Average per capita expenditure on Dental materials and other consumable used for student training during the last five years.**

Year	Name of the Dental materials and other consumables used for student training	Expenditure in Rupees
2018-19	Dental Materials, Basic Sciences Lab Consumables and Clinical Training Consumables	3651688-00
2017-18	Dental Materials, Basic Sciences Lab Consumables and Clinical Training Consumables	34,44,762-00
2016-17	Dental Materials, Basic Sciences Lab Consumables and Clinical Training Consumables	27,00,467-00
2015-16	Dental Materials, Basic Sciences Lab Consumables and Clinical Training Consumables	20,29,076-00
2014-15	Dental Materials, Basic Sciences Lab Consumables and Clinical Training Consumables	15,90,354-00

**8.1.12 Establishment of Dental Education Department by the College for the range and quality of Faculty Development Programme in emerging trends in Dental Educational Technology organised by it.**

**FACULTY DEVELOPMENT PROGRAMMES AT VDCH (DENTAL EDUCATIONAL UNIT)**

Teaching is laden with many educational challenges requiring a breadth of skills, to convey the knowledge. High-quality professional training programs for faculty members have become essential to higher education institutions in order to be able to compete in this ever-changing world. Faculty development has become a priority to keep in pace with and respond to emerging students' needs. Faculty development programs advantages are two-fold to help prepare educators /teachers in diverse settings to work with an effective and collaborative manner and to enhance learning practice. The institution is making proactive efforts to upgrade the knowledge and skills of teaching faculty by implementing the Faculty development programs. The institution focuses on realistic outcomes through training and workshops.

## **FACULTY DEVELOPMENT PROGRAMME THROUGH CDE –VDCH**

1. Engage Institutions faculty members, staff, students, to work in a collaborative environment to create rich, engaged learning, teaching and improved behavioural experiences.
2. Contribute to a significant increase in student learning retention and graduation rates.
3. Establish our institution as a system leader in the areas of Educational Research and Academic Leadership.
4. The faculty are trained to attain new knowledge, diverse skills and abilities in many aspects that include Clinic instruction, small-group teaching, problem-based tutorials, case-based discussions, mentor and leadership training to develop and evaluate new curricula.
5. Integrating technology into teaching, learning and research and master new computer-based educational programs Leadership and management proficiency
6. Professional development which emphasized the development of individual faculty members in their professional responsibilities as educators, researchers and administrators.
7. Organizational development which emphasizes the requirements and main concerns of the institution.

## **AVAILABILITY OF JOURNALS, E-JOURNALS AND VIDEO CONFERENCING**

The college subscribes a good number of Journals and E-Journals for the benefit of students and faculties. This comprises of both national and international level journals.

The faculties of the college are provided every opportunity and environment to discuss any special case with the faculties of other colleges and universities through video-conferencing. This provides a good opportunity for sharing their knowledge and experiences which benefits students and faculties both.

## CRITERION -VII Point-8.1.1 Annexure-1

### NEET qualifying document

CBSE – NATIONAL ELIGIBILITY CUM ENTRANCE TEST(UG) - 2018 RESULT

Roll Number	503901774	Application No.	40736325	Identity Type	Aadhaar Enrollment Number		
Candidate's Name	ANUJA KUMARI			Nationality	INDIAN		
Mother's Name	HARITA DEVI			Date of Birth	19/12/1999		
Father's Name	MAKAR OH DAR			Gender	Female		
<b>Marks Obtained:</b>							
Physics (out of 180)	4	Chemistry (out of 180)	16	Biology (Botany & Zoology) (out of 360)	101		
Total (out of 720)	121	Percentile Score	50.838674	NEET All India Rank	621066		
<b>ALL INDIA QUOTA RANK (FOR 15% SEATS)</b>							
Overall Rank	621066		Category	Category Rank	Category-PH Rank		
			OBC	266529	----		
<b>CUT - OFF PERCENTILE AND SCORE AS PER MCI/DCI REGULATIONS</b>							
Category	Cut off Percentile	Cut off Score	No. of Candidates	Category	Cut off Percentile	Cut off Score	No. of Candidates
UR	50 <sup>th</sup> Percentile	691-119	634897	UR-PH	45 <sup>th</sup> Percentile	118-107	205
OBC	40 <sup>th</sup> Percentile	118-96	54653	OBC-PH	40 <sup>th</sup> Percentile	106-96	104
SC	40 <sup>th</sup> Percentile	118-96	17209	SC-PH	40 <sup>th</sup> Percentile	106-96	36
ST	40 <sup>th</sup> Percentile	118-96	7446	ST-PH	40 <sup>th</sup> Percentile	106-96	12

CBSE – NATIONAL ELIGIBILITY CUM ENTRANCE TEST(UG) - 2018 RESULT

Roll Number	504809335	Application No.	40167637	Identity Type	Aadhaar Enrollment Number		
Candidate's Name	KANCHAN BALA			Nationality	INDIAN		
Mother's Name	KIRAN DEVI			Date of Birth	26/10/1997		
Father's Name	BADRI PRASAD			Gender	Female		
<b>Marks Obtained:</b>							
Physics (out of 180)	2	Chemistry (out of 180)	4	Biology (Botany & Zoology) (out of 360)	155		
Total (out of 720)	161	Percentile Score	63.050221	NEET All India Rank	466283		
<b>ALL INDIA QUOTA RANK (FOR 15% SEATS)</b>							
Overall Rank	466283		Category	Category Rank	Category-PH Rank		
			OBC	198151	----		
<b>CUT - OFF PERCENTILE AND SCORE AS PER MCI/DCI REGULATIONS</b>							
Category	Cut off Percentile	Cut off Score	No. of Candidates	Category	Cut off Percentile	Cut off Score	No. of Candidates
UR	50 <sup>th</sup> Percentile	691-119	634897	UR-PH	45 <sup>th</sup> Percentile	118-107	205
OBC	40 <sup>th</sup> Percentile	118-96	54653	OBC-PH	40 <sup>th</sup> Percentile	106-96	104
SC	40 <sup>th</sup> Percentile	118-96	17209	SC-PH	40 <sup>th</sup> Percentile	106-96	36
ST	40 <sup>th</sup> Percentile	118-96	7446	ST-PH	40 <sup>th</sup> Percentile	106-96	12



**CBSE - NATIONAL ELIGIBILITY CUM ENTRANCE TEST(UG) - 2018 RESULT**

Roll Number	504708263	Application No.	40434107	Identity Type	Aadhar Number		
Candidate's Name	PRAMOD NIKHIL KESHRI			Nationality	INDIAN		
Mother's Name	SUNITA KESHRI			Date of Birth	26/04/2000		
Father's Name	RAKESH KESHRI			Gender	Male		
<b>Marks Obtained:</b>							
Physics (out of 180)	36	Chemistry (out of 180)	5	Biology (Botany & Zoology) (out of 360)	74		
Total (out of 720)	115	Percentile Score	45.424823	NEET All India Rank	653180		
<b>ALL INDIA QUOTA RANK (FOR 15% SEATS)</b>							
Overall Rank	Category		Category Rank	Category-PH Rank			
653180	OBC		289907	---			
<b>CUT - OFF PERCENTILE AND SCORE AS PER MCI/DCI REGULATIONS</b>							
Category	Cut off Percentile	Cut off Score	No. of Candidates	Category	Cut off Percentile	Cut off Score	No. of Candidates
UR	50 <sup>th</sup> Percentile	691-119	634897	UR-PH	45 <sup>th</sup> Percentile	118-107	205
OBC	40 <sup>th</sup> Percentile	118-96	54653	OBC-PH	40 <sup>th</sup> Percentile	106-96	104
SC	40 <sup>th</sup> Percentile	118-96	17209	SC-PH	40 <sup>th</sup> Percentile	106-96	36
ST	40 <sup>th</sup> Percentile	118-96	7446	ST-PH	40 <sup>th</sup> Percentile	106-96	12
DATE OF DECLARATION OF RESULT : 04/06/2018							

Brought to you by National Informatics Centre

**CBSE - NATIONAL ELIGIBILITY CUM ENTRANCE TEST(UG) - 2018 RESULT**

Roll Number	504909426	Application No.	40668747	Identity Type	Aadhar Number		
Candidate's Name	SNEHA DUBEY			Nationality	INDIAN		
Mother's Name	SANDHYA DUBEY			Date of Birth	07-01-2000		
Father's Name	ARVIND KUMAR DUBEY			Gender	Female		
<b>Marks Obtained:</b>							
Physics (out of 180)	26	Chemistry (out of 180)	38	Biology (Botany & Zoology) (out of 360)	153		
Total (out of 720)	217	Percentile Score	74.551960	NEET All India Rank	322473		
<b>ALL INDIA QUOTA RANK (FOR 15% SEATS)</b>							
Overall Rank	Category		Category Rank	Category-PH Rank			
322473	UR		146139	---			
<b>CUT - OFF PERCENTILE AND SCORE AS PER MCI/DCI REGULATIONS</b>							
Category	Cut off Percentile	Cut off Score	No. of Candidates	Category	Cut off Percentile	Cut off Score	No. of Candidates
UR	50 <sup>th</sup> Percentile	691-119	634897	UR-PH	45 <sup>th</sup> Percentile	118-107	205
OBC	40 <sup>th</sup> Percentile	118-96	54653	OBC-PH	40 <sup>th</sup> Percentile	106-96	104
SC	40 <sup>th</sup> Percentile	118-96	17209	SC-PH	40 <sup>th</sup> Percentile	106-96	36
ST	40 <sup>th</sup> Percentile	118-96	7446	ST-PH	40 <sup>th</sup> Percentile	106-96	12
DATE OF DECLARATION OF RESULT : 04/06/2018							

**CBSE - NATIONAL ELIGIBILITY CUM ENTRANCE TEST(UG) - 2018 RESULT**

Roll Number	501600104	Application No.	40105101	Identity Type	Aadhaar Enrollment Number		
Candidate's Name	VIRENDER KUMAR			Nationality	INDIAN		
Mother's Name	NIRMALA DEVI			Date of Birth	15/05/2000		
Father's Name	ARVIND KUMAR YADAV			Gender	Male		
<b>Marks Obtained:</b>							
Physics (out of 180)	8	Chemistry (out of 180)	18	Biology (Botany & Zoology) (out of 360)	70		
Total (out of 720)	96	Percentile Score	40.345187	NEET All India Rank	755097		
<b>ALL INDIA QUOTA RANK (FOR 15% SEATS)</b>							
Overall Rank	Category		Category Rank	Category-PH Rank			
755097	OBC		326415	---			
<b>CUT - OFF PERCENTILE AND SCORE AS PER MCI/DCI REGULATIONS</b>							
Category	Cut off Percentile	Cut off Score	No. of Candidates	Category	Cut off Percentile	Cut off Score	No. of Candidates
UR	50 <sup>th</sup> Percentile	691-119	634897	UR-PH	45 <sup>th</sup> Percentile	118-107	205
OBC	40 <sup>th</sup> Percentile	118-96	54653	OBC-PH	40 <sup>th</sup> Percentile	106-96	104
SC	40 <sup>th</sup> Percentile	118-96	17209	SC-PH	40 <sup>th</sup> Percentile	106-96	36
ST	40 <sup>th</sup> Percentile	118-96	7446	ST-PH	40 <sup>th</sup> Percentile	106-96	12
DATE OF DECLARATION OF RESULT : 04/06/2018							



**CBSE – NATIONAL ELIGIBILITY CUM ENTRANCE TEST(UG) - 2018 RESULT**

Roll Number	504909378	Application No.	40387247	Identity Type	Aadhar Number
Candidate's Name	SHIKHA SHUKLA			Nationality	INDIAN
Mother's Name	INDU SHUKLA			Date of Birth	14/09/1999
Father's Name	RAMJI SHUKLA			Gender	Female
Marks Obtained:					
Physics (out of 180)	20	Chemistry (out of 180)	102	Biology (Botany & Zoology) (out of 360)	239
Total (out of 720)	361	Percentile Score	91.221265	NEET All India Rank	111043
ALL INDIA QUOTA RANK (FOR 15% SEATS)					
Overall Rank	Category		Category Rank	Category-PH Rank	
111043	UR		56914	----	

**CUT - OFF PERCENTILE AND SCORE AS PER MCI/DCI REGULATIONS**

Category	Cut off Percentile	Cut off Score	No. of Candidates	Category	Cut off Percentile	Cut off Score	No. of Candidates
UR	50 <sup>th</sup> Percentile	691-119	634897	UR-PH	45 <sup>th</sup> Percentile	118-107	205
OBC	40 <sup>th</sup> Percentile	118-96	54653	OBC-PH	40 <sup>th</sup> Percentile	106-96	104
SC	40 <sup>th</sup> Percentile	118-96	17209	SC-PH	40 <sup>th</sup> Percentile	106-96	36
ST	40 <sup>th</sup> Percentile	118-96	7446	ST-PH	40 <sup>th</sup> Percentile	106-96	12

DATE OF DECLARATION OF RESULT : 04/06/2018

**CBSE – NATIONAL ELIGIBILITY CUM ENTRANCE TEST(UG) - 2018 RESULT**

Roll Number	501602882	Application No.	40538497	Identity Type	Aadhar Number
Candidate's Name	PANKAJ KUMAR			Nationality	INDIAN
Mother's Name	MANJU DEVI			Date of Birth	24/08/1992
Father's Name	AJAY KUMAR			Gender	Male
Marks Obtained:					
Physics (out of 180)	32	Chemistry (out of 180)	38	Biology (Botany & Zoology) (out of 360)	188
Total (out of 720)	258	Percentile Score	80.646119	NEET All India Rank	245020
ALL INDIA QUOTA RANK (FOR 15% SEATS)					
Overall Rank	Category		Category Rank	Category-PH Rank	
245020	OBC		103634	----	
CUT - OFF PERCENTILE AND SCORES FOR 15% SEATS					

**CUT - OFF PERCENTILE AND SCORE AS PER MCI/DCI REGULATIONS**

Category	Cut off Percentile	Cut off Score	No. of Candidates	Category	Cut off Percentile	Cut off Score	No. of Candidates
UR	50 <sup>th</sup> Percentile	691-119	634897	UR-PH	45 <sup>th</sup> Percentile	118-107	205
OBC	40 <sup>th</sup> Percentile	118-96	54653	OBC-PH	40 <sup>th</sup> Percentile	106-96	104
SC	40 <sup>th</sup> Percentile	118-96	17209	SC-PH	40 <sup>th</sup> Percentile	106-96	36
ST	40 <sup>th</sup> Percentile	118-96	7446	ST-PH	40 <sup>th</sup> Percentile	106-96	12

DATE OF DECLARATION OF RESULT : 04/06/2018

**CBSE – NATIONAL ELIGIBILITY CUM ENTRANCE TEST(UG) - 2018 RESULT**

Roll Number	504904327	Application No.	40562150	Identity Type	Aadhar Enrollment Number
Candidate's Name	KRISHINKANT MAHLI			Nationality	INDIAN
Mother's Name	ANITA DEVI			Date of Birth	17/09/1999
Father's Name	JITRAM MAHLI			Gender	Male
Marks Obtained:					
Physics (out of 180)	15	Chemistry (out of 180)	-2	Biology (Botany & Zoology) (out of 360)	121
Total (out of 720)	134	Percentile Score	55.257532	NEET All India Rank	564947
ALL INDIA QUOTA RANK (FOR 15% SEATS)					
Overall Rank	Category		Category Rank	Category-PH Rank	
564947	ST		20304	—	

**CUT - OFF PERCENTILE AND SCORE AS PER MCI/DCI REGULATIONS**

Category	Cut off Percentile	Cut off Score	No. of Candidates	Category	Cut off Percentile	Cut off Score	No. of Candidates
UR	50 <sup>th</sup> Percentile	691-119	634897	UR-PH	45 <sup>th</sup> Percentile	118-107	205
OBC	40 <sup>th</sup> Percentile	118-96	54653	OBC-PH	40 <sup>th</sup> Percentile	106-96	104
SC	40 <sup>th</sup> Percentile	118-96	17209	SC-PH	40 <sup>th</sup> Percentile	106-96	36
ST	40 <sup>th</sup> Percentile	118-96	7446	ST-PH	40 <sup>th</sup> Percentile	106-96	12

DATE OF DECLARATION OF RESULT : 04/06/2018



**CBSE – NATIONAL ELIGIBILITY CUM ENTRANCE TEST(UG) - 2018 RESULT**

Roll Number	501603141	Application No.	40696210	Identity Type	Aadhar Number		
Candidate's Name	SANJEET KUMAR GAUTAM			Nationality	INDIAN		
Mother's Name	UMA DEVI			Date of Birth	04/02/1993		
Father's Name	DEVENDRA KUMAR			Gender	Male		
<b>Marks Obtained:</b>							
Physics (out of 180)	48	Chemistry (out of 180)	64	Biology (Botany & Zoology) (out of 360)	230		
Total (out of 720)	342	Percentile Score	89.679122	NEET All India Rank	130621		
<b>ALL INDIA QUOTA RANK (FOR 15% SEATS)</b>							
Overall Rank	Category		Category Rank	Category-PH Rank			
130621	OBC		54965	—			
<b>CUT - OFF PERCENTILE AND SCORE AS PER MCI/DCI REGULATIONS</b>							
Category	Cut off Percentile	Cut off Score	No. of Candidates	Category	Cut off Percentile	Cut off Score	No. of Candidates
UR	50 <sup>th</sup> Percentile	691-119	634897	UR-PH	45 <sup>th</sup> Percentile	118-107	205
OBC	40 <sup>th</sup> Percentile	118-96	54653	OBC-PH	40 <sup>th</sup> Percentile	106-96	104
SC	40 <sup>th</sup> Percentile	118-96	17209	SC-PH	40 <sup>th</sup> Percentile	106-96	36
ST	40 <sup>th</sup> Percentile	118-96	7446	ST-PH	40 <sup>th</sup> Percentile	106-96	12

**CBSE – NATIONAL ELIGIBILITY CUM ENTRANCE TEST(UG) - 2018 RESULT**

Roll Number	501600104	Application No.	40105101	Identity Type	Aadhar Enrollment Number		
Candidate's Name	VIRENDER KUMAR			Nationality	INDIAN		
Mother's Name	NIRMALA DEVI			Date of Birth	15/05/2000		
Father's Name	ARVIND KUMAR YADAV			Gender	Male		
<b>Marks Obtained:</b>							
Physics (out of 180)	8	Chemistry (out of 180)	18	Biology (Botany & Zoology) (out of 360)	70		
Total (out of 720)	96	Percentile Score	40.345187	NEET All India Rank	755097		
<b>ALL INDIA QUOTA RANK (FOR 15% SEATS)</b>							
Overall Rank	Category		Category Rank	Category-PH Rank			
755097	OBC		326415	—			
<b>CUT - OFF PERCENTILE AND SCORE AS PER MCI/DCI REGULATIONS</b>							
Category	Cut off Percentile	Cut off Score	No. of Candidates	Category	Cut off Percentile	Cut off Score	No. of Candidates
UR	50 <sup>th</sup> Percentile	691-119	634897	UR-PH	45 <sup>th</sup> Percentile	118-107	205
OBC	40 <sup>th</sup> Percentile	118-96	54653	OBC-PH	40 <sup>th</sup> Percentile	106-96	104
SC	40 <sup>th</sup> Percentile	118-96	17209	SC-PH	40 <sup>th</sup> Percentile	106-96	36
ST	40 <sup>th</sup> Percentile	118-96	7446	ST-PH	40 <sup>th</sup> Percentile	106-96	12

**CBSE – NATIONAL ELIGIBILITY CUM ENTRANCE TEST(UG) - 2018 RESULT**

Number	514702120	Application No.	41395142	Identity Type	Aadhar Number
Candidate's Name	SAYANI DAS			Nationality	INDIAN
Mother's Name	BANASHRI DAS			Date of Birth	14/09/2000
Father's Name	RAMMOHAN DAS			Gender	Female

**Marks Obtained:**

Physics (out of 180)	12	Chemistry (out of 180)	3	Biology (Botany & Zoology) (out of 360)	95
Total (out of 720)	110	Percentile Score	46.413517	NEET All India Rank	674935

**ALL INDIA QUOTA RANK (FOR 15% SEATS)**

Overall Rank	Category	Category Rank	Category-PH Rank
674935	SC	75496	----

**CUT - OFF PERCENTILE AND SCORE AS PER MCI/DCI REGULATIONS**

Category	Cut off Percentile	Cut off Score	No. of Candidates	Category	Cut off Percentile	Cut off Score	No. of Candidates
UR	50 <sup>th</sup> Percentile	691-119	634897	UR-PH	45 <sup>th</sup> Percentile	118-107	205
OBC	40 <sup>th</sup> Percentile	118-96	54653	OBC-PH	40 <sup>th</sup> Percentile	106-96	104
SC	40 <sup>th</sup> Percentile	118-96	17209	SC-PH	40 <sup>th</sup> Percentile	106-96	36
ST	40 <sup>th</sup> Percentile	118-96	7446	ST-PH	40 <sup>th</sup> Percentile	106-96	12

**DATE OF DECLARATION OF RESULT : 04/06/2018**

**CBSE – NATIONAL ELIGIBILITY CUM ENTRANCE TEST(UG) - 2018 RESULT**

Roll Number	504909378	Application No.	40387247	Identity Type	Aadhar Number
Candidate's Name	SHIKHA SHUKLA			Nationality	INDIAN
Mother's Name	INDU SHUKLA			Date of Birth	14/09/1999
Father's Name	RAMJI SHUKLA			Gender	Female

**Marks Obtained:**

Physics (out of 180)	20	Chemistry (out of 180)	102	Biology (Botany & Zoology) (out of 360)	239
Total (out of 720)	361	Percentile Score	91.221265	NEET All India Rank	111043

**ALL INDIA QUOTA RANK (FOR 15% SEATS)**

Overall Rank	Category	Category Rank	Category-PH Rank
111043	UR	56914	----

**CUT - OFF PERCENTILE AND SCORE AS PER MCI/DCI REGULATIONS**

Category	Cut off Percentile	Cut off Score	No. of Candidates	Category	Cut off Percentile	Cut off Score	No. of Candidates
UR	50 <sup>th</sup> Percentile	691-119	634897	UR-PH	45 <sup>th</sup> Percentile	118-107	205
OBC	40 <sup>th</sup> Percentile	118-96	54653	OBC-PH	40 <sup>th</sup> Percentile	106-96	104
SC	40 <sup>th</sup> Percentile	118-96	17209	SC-PH	40 <sup>th</sup> Percentile	106-96	36
ST	40 <sup>th</sup> Percentile	118-96	7446	ST-PH	40 <sup>th</sup> Percentile	106-96	12

**DATE OF DECLARATION OF RESULT : 04/06/2018**



# CBSE – NATIONAL ELIGIBILITY CUM ENTRANCE TEST(UG) - 2018 RESULT

Roll Number	514809736	Application No.	40121074	Identity Type	Aadhar Number
Candidate's Name	KANISHKA PATHAK			Nationality	INDIAN
Mother's Name	SRABANI PATHAK			Date of Birth	05/11/1997
Father's Name	KANCHAN PATHAK			Gender	Male

## Marks Obtained:

Physics (out of 180)	35	Chemistry (out of 180)	29	Biology (Botany & Zoology) (out of 360)	70
Total (out of 720)	134	Percentile Score	55.257532	NEET All India Rank	568021

## ALL INDIA QUOTA RANK (FOR 15% SEATS)

Overall Rank	Category	Category Rank	Category-PH Rank
568021	UR	243610	----

## CUT - OFF PERCENTILE AND SCORE AS PER MCI/DCI REGULATIONS

Category	Cut off Percentile	Cut off Score	No. of Candidates	Category	Cut off Percentile	Cut off Score	No. of Candidates
UR	50 <sup>th</sup> Percentile	691-119	634897	UR-PH	45 <sup>th</sup> Percentile	118-107	205
OBC	40 <sup>th</sup> Percentile	118-96	54653	OBC-PH	40 <sup>th</sup> Percentile	106-96	104
SC	40 <sup>th</sup> Percentile	118-96	17209	SC-PH	40 <sup>th</sup> Percentile	106-96	36
ST	40 <sup>th</sup> Percentile	118-96	7446	ST-PH	40 <sup>th</sup> Percentile	106-96	12

DATE OF DECLARATION OF RESULT : 04/06/2018

# CBSE – NATIONAL ELIGIBILITY CUM ENTRANCE TEST(UG) - 2018 RESULT

Roll Number	501722761	Application No.	40094309	Identity Type	Aadhar Number
Candidate's Name	SURBHI SUMAN			Nationality	INDIAN
Mother's Name	PUSHPA SINGH			Date of Birth	20/10/1998
Father's Name	UPENDRA KUMAR SINGH			Gender	Female

## Marks Obtained:

Physics (out of 180)	20	Chemistry (out of 180)	20	Biology (Botany & Zoology) (out of 360)	179
Total (out of 720)	219	Percentile Score	74.873870	NEET All India Rank	317600

## ALL INDIA QUOTA RANK (FOR 15% SEATS)

Overall Rank	Category	Category Rank	Category-PH Rank
317600	UR	144145	----

## CUT - OFF PERCENTILE AND SCORE AS PER MCI/DCI REGULATIONS

Category	Cut off Percentile	Cut off Score	No. of Candidates	Category	Cut off Percentile	Cut off Score	No. of Candidates
UR	50 <sup>th</sup> Percentile	691-119	634897	UR-PH	45 <sup>th</sup> Percentile	118-107	205
OBC	40 <sup>th</sup> Percentile	118-96	54653	OBC-PH	40 <sup>th</sup> Percentile	106-96	104
SC	40 <sup>th</sup> Percentile	118-96	17209	SC-PH	40 <sup>th</sup> Percentile	106-96	36
ST	40 <sup>th</sup> Percentile	118-96	7446	ST-PH	40 <sup>th</sup> Percentile	106-96	12

DATE OF DECLARATION OF RESULT : 04/06/2018

# **CBSE – NATIONAL ELIGIBILITY CUM ENTRANCE TEST(UG) - 2018 RESULT**

Roll Number	514601277	Application No.	41372520	Identity Type	Aadhar Number
Candidate's Name	SK ABDUL MATIN			Nationality	INDIAN
Mother's Name	ROWSONARA BEGUM			Date of Birth	01/09/1999
Father's Name	SK MOHIDUL ISLAM			Gender	Male

## **Marks Obtained:**

Physics (out of 180)	51	Chemistry (out of 180)	50	Biology (Botany & Zoology) (out of 360)	117
Total (out of 720)	218	Percentile Score	74.712364	NEET All India Rank	321075

## **ALL INDIA QUOTA RANK (FOR 15% SEATS)**

Overall Rank	Category	Category Rank	Category-PH Rank
321075	UR	145624	----

## **CUT - OFF PERCENTILE AND SCORE AS PER MCI/DCI REGULATIONS**

Category	Cut off Percentile	Cut off Score	No. of Candidates	Category	Cut off Percentile	Cut off Score	No. of Candidates
UR	50 <sup>th</sup> Percentile	691-119	634897	UR-PH	45 <sup>th</sup> Percentile	118-107	205
OBC	40 <sup>th</sup> Percentile	118-96	54653	OBC-PH	40 <sup>th</sup> Percentile	106-96	104
SC	40 <sup>th</sup> Percentile	118-96	17209	SC-PH	40 <sup>th</sup> Percentile	106-96	36
ST	40 <sup>th</sup> Percentile	118-96	7446	ST-PH	40 <sup>th</sup> Percentile	106-96	12

**DATE OF DECLARATION OF RESULT : 04/06/2018**



**CBSE – NATIONAL ELIGIBILITY CUM ENTRANCE TEST(UG) - 2018 RESULT**

Registration No.	501717154	Application No.	40392404	Identity Type	Aadhar Number
Candidate's Name	KUMARI SANJANA			Nationality	INDIAN
Father's Name	KALINDI KUMARI			Date of Birth	28/09/1996
Mother's Name	RABINDRA SHARMA			Gender	Female
Marks Obtained:					
Physics (out of 180)	39	Chemistry (out of 180)	24	Biology (Botany & Zoology) (out of 360)	199
Total (out of 720)	262	Percentile Score	81.174971	NEET All India Rank	238109
ALL INDIA QUOTA RANK (FOR 15% SEATS)					
Overall Rank	Category		Category Rank	Category-PH Rank	
238109	UR		111325	----	

**CUT - OFF PERCENTILE AND SCORE AS PER MCI/DCI REGULATIONS**

Category	Cut off Percentile	Cut off Score	No. of Candidates	Category	Cut off Percentile	Cut off Score	No. of Candidates
UR	50 <sup>th</sup> Percentile	691-119	634897	UR-PH	45 <sup>th</sup> Percentile	118-107	205
OBC	40 <sup>th</sup> Percentile	118-96	54653	OBC-PH	40 <sup>th</sup> Percentile	106-96	104
SC	40 <sup>th</sup> Percentile	118-96	17209	SC-PH	40 <sup>th</sup> Percentile	106-96	36
ST	40 <sup>th</sup> Percentile	118-96	7446	ST-PH	40 <sup>th</sup> Percentile	106-96	12

DATE OF DECLARATION OF RESULT : 04/06/2018

Generated by National Informatics Centre

**CBSE – NATIONAL ELIGIBILITY CUM ENTRANCE TEST(UG) - 2018 RESULT**

Registration No.	504901774	Application No.	40736325	Identity Type	Aadhaar Enrollment Number
Candidate's Name	ANUJA KUMARI			Nationality	INDIAN
Father's Name	HARITA DEVI			Date of Birth	19/12/1999
Mother's Name	MAKAR OHDAR			Gender	Female
Marks Obtained:					
Physics (out of 180)	4	Chemistry (out of 180)	16	Biology (Botany & Zoology) (out of 360)	101
Total (out of 720)	121	Percentile Score	50.838674	NEET All India Rank	621066

**ALL INDIA QUOTA RANK (FOR 15% SEATS)**

Overall Rank	Category	Category Rank	Category-PH Rank
621066	OBC	266529	----

**CUT - OFF PERCENTILE AND SCORE AS PER MCI/DCI REGULATIONS**

Category	Cut off Percentile	Cut off Score	No. of Candidates	Category	Cut off Percentile	Cut off Score	No. of Candidates
UR	50 <sup>th</sup> Percentile	691-119	634897	UR-PH	45 <sup>th</sup> Percentile	118-107	205
OBC	40 <sup>th</sup> Percentile	118-96	54653	OBC-PH	40 <sup>th</sup> Percentile	106-96	104
SC	40 <sup>th</sup> Percentile	118-96	17209	SC-PH	40 <sup>th</sup> Percentile	106-96	36
ST	40 <sup>th</sup> Percentile	118-96	7446	ST-PH	40 <sup>th</sup> Percentile	106-96	12

DATE OF DECLARATION OF RESULT : 04/06/2018

||| IMPORTANT INFORMATION |||



**CBSE - NATIONAL ELIGIBILITY CUM ENTRANCE TEST(UG) - 2018 RESULT**

Roll Number	504903892	Application No.	41106189	Identity Type	Aadhar Number
Candidate's Name	SHILPY KUMARI			Nationality	INDIAN
Mother's Name	KUSUM LATA			Date of Birth	29/10/1999
Father's Name	NAND LAL TIWARY			Gender	Female

**Marks Obtained:**

Physics (out of 180)	11	Chemistry (out of 180)	9	Biology (Botany & Zoology) (out of 360)	131
Total (out of 720)	151	Percentile Score	60.404702	NEET All India Rank	499967

**ALL INDIA QUOTA RANK (FOR 15% SEATS)**

Overall Rank	Category	Category Rank	Category-PH Rank
499967	UR	217274	----

**CUT - OFF PERCENTILE AND SCORE AS PER MCI/DCI REGULATIONS**

Category	Cut off Percentile	Cut off Score	No. of Candidates	Category	Cut off Percentile	Cut off Score	No. of Candidates
UR	50 <sup>th</sup> Percentile	691-119	634897	UR-PH	45 <sup>th</sup> Percentile	118-107	205
OBC	40 <sup>th</sup> Percentile	118-96	54653	OBC-PH	40 <sup>th</sup> Percentile	106-96	104
SC	40 <sup>th</sup> Percentile	118-96	17209	SC-PH	40 <sup>th</sup> Percentile	106-96	36
ST	40 <sup>th</sup> Percentile	118-96	7446	ST-PH	40 <sup>th</sup> Percentile	106-96	12

DATE OF DECLARATION OF RESULT : 04/06/2018

Roll Number	504918178	Application No.	40777636	Identity Type	Aadhar Number
Candidate's Name	SHIVRAJ KUMAR SINGH			Nationality	INDIAN
Mother's Name	SIMPAL DEVI			Date of Birth	20/05/1996
Father's Name	AJEET KUMAR SINGH			Gender	Male
Marks Obtained:					
Physics (out of 180)	37	Chemistry (out of 180)	42	Biology (Botany & Zoology) (out of 360)	165
Total (out of 720)	244	Percentile Score	76.703961	NEET All India Rank	269945
ALL INDIA QUOTA RANK (FOR 15% SEATS)					
Overall Rank		Category	Category Rank		Category-PH Rank
269945		UR	124475		—

**CUT - OFF PERCENTILE AND SCORE AS PER MCI/DCI REGULATIONS**

Category	Cut off Percentile	Cut off Score	No. of Candidates	Category	Cut off Percentile	Cut off Score	No. of Candidates
UR	50 <sup>th</sup> Percentile	691-119	634897	UR-PH	45 <sup>th</sup> Percentile	118-107	205
OBC	40 <sup>th</sup> Percentile	118-96	54653	OBC-PH	40 <sup>th</sup> Percentile	106-96	104
SC	40 <sup>th</sup> Percentile	118-96	17209	SC-PH	40 <sup>th</sup> Percentile	106-96	36
ST	40 <sup>th</sup> Percentile	118-96	7446	ST-PH	40 <sup>th</sup> Percentile	106-96	12

DATE OF DECLARATION OF RESULT : 04/06/2018

Brought to you by National Informatics Centre

**CBSE - NATIONAL ELIGIBILITY CUM ENTRANCE TEST(UG) - 2018 RESULT**

Roll Number	502005073	Application No.	40607525	Identity Type	Aadhar Number
Candidate's Name	SHEFALI TIWARI			Nationality	INDIAN
Mother's Name	ARUNA KUMARI			Date of Birth	16/12/1998
Father's Name	BISHWA KANT TIWARI			Gender	Female

**Marks Obtained:**

Physics (out of 180)	-2	Chemistry (out of 180)	45	Biology (Botany & Zoology) (out of 360)	171
Total (out of 720)	214	Percentile Score	74.034763	NEET All India Rank	328211

**ALL INDIA QUOTA RANK (FOR 15% SEATS)**

Overall Rank	Category	Category Rank	Category-PH Rank
328211	UR	148453	----

**CUT - OFF PERCENTILE AND SCORE AS PER MCI/DCI REGULATIONS**

Category	Cut off Percentile	Cut off Score	No. of Candidates	Category	Cut off Percentile	Cut off Score	No. of Candidates
UR	50 <sup>th</sup> Percentile	691-119	634897	UR-PH	45 <sup>th</sup> Percentile	118-107	205
OBC	40 <sup>th</sup> Percentile	118-96	54653	OBC-PH	40 <sup>th</sup> Percentile	106-96	104
SC	40 <sup>th</sup> Percentile	118-96	17209	SC-PH	40 <sup>th</sup> Percentile	106-96	36
ST	40 <sup>th</sup> Percentile	118-96	7446	ST-PH	40 <sup>th</sup> Percentile	106-96	12

DATE OF DECLARATION OF RESULT : 04/06/2018

<b>IMPORTANT INFORMATION</b>	
1	Result has been prepared based on the information provided by the candidate.



**CBSE – NATIONAL ELIGIBILITY CUM ENTRANCE TEST(UG) - 2018 RESULT**

Roll Number	502611239	Application No.	40878008	Identity Type	Aadhar Number
Candidate's Name	CHITRANJAN KUMAR SINGH			Nationality	INDIAN
Mother's Name	RANI DEVI			Date of Birth	16/04/1994
Father's Name	ANIL PRASAD SINGH			Gender	Male

**Marks Obtained:**

Physics (out of 180)	51	Chemistry (out of 180)	63	Biology (Botany & Zoology) (out of 360)	252
Total (out of 720)	366	Percentile Score	91.604832	NEET All India Rank	106061

**ALL INDIA QUOTA RANK (FOR 15% SEATS)**

Overall Rank	Category	Category Rank	Category-PH Rank
106061	UR	54651	----

**CUT - OFF PERCENTILE AND SCORE AS PER MCI/DCI REGULATIONS**

Category	Cut off Percentile	Cut off Score	No. of Candidates	Category	Cut off Percentile	Cut off Score	No. of Candidates
UR	50 <sup>th</sup> Percentile	691-119	634897	UR-PH	45 <sup>th</sup> Percentile	118-107	205
OBC	40 <sup>th</sup> Percentile	118-96	54653	OBC-PH	40 <sup>th</sup> Percentile	106-96	104
SC	40 <sup>th</sup> Percentile	118-96	17209	SC-PH	40 <sup>th</sup> Percentile	106-96	36
ST	40 <sup>th</sup> Percentile	118-96	7446	ST-PH	40 <sup>th</sup> Percentile	106-96	12

DATE OF DECLARATION OF RESULT : 04/06/2018

**CBSE – NATIONAL ELIGIBILITY CUM ENTRANCE TEST(UG) - 2018 RESULT**

Roll Number	504905829	Application No.	40735292	Identity Type	Aadhar Number
Candidate's Name	PRIYA KUMARI			Nationality	INDIAN
Mother's Name	DURGAWATI DEVI			Date of Birth	20/08/1997
Father's Name	SANTOSH KUMAR			Gender	Female

**Marks Obtained:**

Physics (out of 180)	16	Chemistry (out of 180)	2	Biology (Botany & Zoology) (out of 360)	176
Total (out of 720)	194	Percentile Score	70.382567	NEET All India Rank	373880

**ALL INDIA QUOTA RANK (FOR 15% SEATS)**

Overall Rank	Category	Category Rank	Category-PH Rank
373880	OBC	158316	----

**CUT - OFF PERCENTILE AND SCORE AS PER MCI/DCI REGULATIONS**

Category	Cut off Percentile	Cut off Score	No. of Candidates	Category	Cut off Percentile	Cut off Score	No. of Candidates
UR	50 <sup>th</sup> Percentile	691-119	634897	UR-PH	45 <sup>th</sup> Percentile	118-107	205
OBC	40 <sup>th</sup> Percentile	118-96	54653	OBC-PH	40 <sup>th</sup> Percentile	106-96	104
SC	40 <sup>th</sup> Percentile	118-96	17209	SC-PH	40 <sup>th</sup> Percentile	106-96	36
ST	40 <sup>th</sup> Percentile	118-96	7446	ST-PH	40 <sup>th</sup> Percentile	106-96	12

DATE OF DECLARATION OF RESULT : 04/06/2018

**CBSE – NATIONAL ELIGIBILITY CUM ENTRANCE TEST(UG) - 2018 RESULT**

Roll Number	514406474	Application No.	4031828	Identity Type	Aadhar Number
Candidate's Name	SHUBHAM NASKAR			Nationality	INDIAN
Mother's Name	MONIKA NASKAR			Date of Birth	09/01/2000
Father's Name	BIJAN KUMAR NASKAR			Gender	Male

**Marks Obtained:**

Physics (out of 180)	7	Chemistry (out of 180)	26	Biology (Botany & Zoology) (out of 360)	160
Total (out of 720)	115	Percentile Score	48.424823	NEET All India Rank	452179

**ALL INDIA QUOTA RANK (FOR 15% SEATS)**

Overall Rank	Category	Category Rank	Category-PH Rank
452179	SC	72407	----

**CUT - OFF PERCENTILE AND SCORE AS PER MCI/DCI REGULATIONS**

Category	Cut off Percentile	Cut off Score	No. of Candidates	Category	Cut off Percentile	Cut off Score	No. of Candidates
UR	50 <sup>th</sup> Percentile	691-119	634897	UR-PH	45 <sup>th</sup> Percentile	118-107	205
OBC	40 <sup>th</sup> Percentile	118-96	54653	OBC-PH	40 <sup>th</sup> Percentile	106-96	104
SC	40 <sup>th</sup> Percentile	118-96	17209	SC-PH	40 <sup>th</sup> Percentile	106-96	36
ST	40 <sup>th</sup> Percentile	118-96	7446	ST-PH	40 <sup>th</sup> Percentile	106-96	12

DATE OF DECLARATION OF RESULT : 04/06/2018



**CBSE - NATIONAL ELIGIBILITY CUM ENTRANCE TEST(UG) - 2018 RESULT**

Roll Number	514201282	Application No.	40129623	Identity Type	Aadhar Number
Candidate's Name	ANUSHREE GUPTA			Nationality	INDIAN
Mother's Name	ARTI GUPTA			Date of Birth	05/07/2000
Father's Name	AJEET KUMAR			Gender	Female

**Marks Obtained:**

Physics (out of 180)	-3	Chemistry (out of 180)	21	Biology (Botany & Zoology) (out of 360)	86
Total (out of 720)	104	Percentile Score	43.902416	NEET All India Rank	709124

**ALL INDIA QUOTA RANK (FOR 15% SEATS)**

Overall Rank	Category	Category Rank	Category-PH Rank
709124	OBC	305889	----

**CUT - OFF PERCENTILE AND SCORE AS PER MCI/DCI REGULATIONS**

Category	Cut off Percentile	Cut off Score	No. of Candidates	Category	Cut off Percentile	Cut off Score	No. of Candidates
UR	50 <sup>th</sup> Percentile	691-119	634897	UR-PH	45 <sup>th</sup> Percentile	118-107	205
OBC	40 <sup>th</sup> Percentile	118-96	54653	OBC-PH	40 <sup>th</sup> Percentile	106-96	104
SC	40 <sup>th</sup> Percentile	118-96	17209	SC-PH	40 <sup>th</sup> Percentile	106-96	36
ST	40 <sup>th</sup> Percentile	118-96	7446	ST-PH	40 <sup>th</sup> Percentile	106-96	12

DATE OF DECLARATION OF RESULT : 04/06/2018

**CBSE - NATIONAL ELIGIBILITY CUM ENTRANCE TEST(UG) - 2018 RESULT**

Roll Number	514807639	Application No.	40345292	Identity Type	Aadhar Number
Candidate's Name	MONIRUDHYA SUR			Nationality	INDIAN
Mother's Name	SUDESHNA SUR			Date of Birth	18/10/1998
Father's Name	MONOJ MOHAN SUR			Gender	Female

**Marks Obtained:**

Physics (out of 180)	29	Chemistry (out of 180)	21	Biology (Botany & Zoology) (out of 360)	130
Total (out of 720)	180	Percentile Score	67.478292	NEET All India Rank	411679

**ALL INDIA QUOTA RANK (FOR 15% SEATS)**

Overall Rank	Category	Category Rank	Category-PH Rank
411679	UR	182285	----

**CUT - OFF PERCENTILE AND SCORE AS PER MCI/DCI REGULATIONS**

Category	Cut off Percentile	Cut off Score	No. of Candidates	Category	Cut off Percentile	Cut off Score	No. of Candidates
UR	50 <sup>th</sup> Percentile	691-119	634897	UR-PH	45 <sup>th</sup> Percentile	118-107	205
OBC	40 <sup>th</sup> Percentile	118-96	54653	OBC-PH	40 <sup>th</sup> Percentile	106-96	104
SC	40 <sup>th</sup> Percentile	118-96	17209	SC-PH	40 <sup>th</sup> Percentile	106-96	36
ST	40 <sup>th</sup> Percentile	118-96	7446	ST-PH	40 <sup>th</sup> Percentile	106-96	12

DATE OF DECLARATION OF RESULT : 04/06/2018

**CBSE - NATIONAL ELIGIBILITY CUM ENTRANCE TEST(UG) - 2018 RESULT**

Roll Number	504902252	Application No.	40738756	Identity Type	Aadhar Number
Candidate's Name	RITIKA KUMARI			Nationality	INDIAN
Mother's Name	LALITA DEVI			Date of Birth	20/12/1996
Father's Name	RAM NIWASH SINGH			Gender	Female

**Marks Obtained:**

Physics (out of 180)	23	Chemistry (out of 180)	31	Biology (Botany & Zoology) (out of 360)	137
Total (out of 720)	191	Percentile Score	69.800877	NEET All India Rank	382532

**ALL INDIA QUOTA RANK (FOR 15% SEATS)**

Overall Rank	Category	Category Rank	Category-PH Rank
382532	UR	170528	----

**CUT - OFF PERCENTILE AND SCORE AS PER MCI/DCI REGULATIONS**

Category	Cut off Percentile	Cut off Score	No. of Candidates	Category	Cut off Percentile	Cut off Score	No. of Candidates
UR	50 <sup>th</sup> Percentile	691-119	634897	UR-PH	45 <sup>th</sup> Percentile	118-107	205
OBC	40 <sup>th</sup> Percentile	118-96	54653	OBC-PH	40 <sup>th</sup> Percentile	106-96	104
SC	40 <sup>th</sup> Percentile	118-96	17209	SC-PH	40 <sup>th</sup> Percentile	106-96	36
ST	40 <sup>th</sup> Percentile	118-96	7446	ST-PH	40 <sup>th</sup> Percentile	106-96	12

DATE OF DECLARATION OF RESULT : 04/06/2018



**CBSE – NATIONAL ELIGIBILITY CUM ENTRANCE TEST(UG) - 2018 RESULT**

Roll Number	501902077	Application No.	40788045	Identity Type	Aadhar Number
Candidate's Name	ADARSH PARASHAR			Nationality	INDIAN
Mother's Name	MAMTA SINHA			Date of Birth	22/05/1997
Father's Name	SATYA NARAYAN PRASAD			Gender	Male

**Marks Obtained:**

Physics (out of 180)	27	Chemistry (out of 180)	25	Biology (Botany & Zoology) (out of 360)	144
Total (out of 720)	196	Percentile Score	70.792120	NEET All India Rank	369917

**ALL INDIA QUOTA RANK (FOR 15% SEATS)**

Overall Rank	Category	Category Rank	Category-PH Rank
369917	UR	165326	----

**CUT - OFF PERCENTILE AND SCORE AS PER MCI/DCI REGULATIONS**

Category	Cut off Percentile	Cut off Score	No. of Candidates	Category	Cut off Percentile	Cut off Score	No. of Candidates
UR	50 <sup>th</sup> Percentile	691-119	634897	UR-PH	45 <sup>th</sup> Percentile	118-107	205
OBC	40 <sup>th</sup> Percentile	118-96	54653	OBC-PH	40 <sup>th</sup> Percentile	106-96	104
SC	40 <sup>th</sup> Percentile	118-96	17209	SC-PH	40 <sup>th</sup> Percentile	106-96	36
ST	40 <sup>th</sup> Percentile	118-96	7446	ST-PH	40 <sup>th</sup> Percentile	106-96	12

DATE OF DECLARATION OF RESULT : 04/06/2018

**CBSE – NATIONAL ELIGIBILITY CUM ENTRANCE TEST(UG) - 2018 RESULT**

Roll Number	504801738	Application No.	40755246	Identity Type	Aadhar Number
Candidate's Name	SUBROTO MAHATO			Nationality	INDIAN
Mother's Name	SARITA MAHATO			Date of Birth	25/06/1998
Father's Name	SRINIWAS MAHATO			Gender	Male

**Marks Obtained:**

Physics (out of 180)	18	Chemistry (out of 180)	-2	Biology (Botany & Zoology) (out of 360)	119
Total (out of 720)	135	Percentile Score	55.553534	NEET All India Rank	560057

**ALL INDIA QUOTA RANK (FOR 15% SEATS)**

Overall Rank	Category	Category Rank	Category-PH Rank
560057	OBC	239252	----

**CUT - OFF PERCENTILE AND SCORE AS PER MCI/DCI REGULATIONS**

Category	Cut off Percentile	Cut off Score	No. of Candidates	Category	Cut off Percentile	Cut off Score	No. of Candidates
UR	50 <sup>th</sup> Percentile	691-119	634897	UR-PH	45 <sup>th</sup> Percentile	118-107	205
OBC	40 <sup>th</sup> Percentile	118-96	54653	OBC-PH	40 <sup>th</sup> Percentile	106-96	104
SC	40 <sup>th</sup> Percentile	118-96	17209	SC-PH	40 <sup>th</sup> Percentile	106-96	36
ST	40 <sup>th</sup> Percentile	118-96	7446	ST-PH	40 <sup>th</sup> Percentile	106-96	12

DATE OF DECLARATION OF RESULT : 04/06/2018

**CBSE – NATIONAL ELIGIBILITY CUM ENTRANCE TEST(UG) - 2018 RESULT**

Roll Number	504900243	Application No.	41105970	Identity Type	Aadhaar Enrollment Number
Candidate's Name	SHRADHA KUMARI			Nationality	INDIAN
Mother's Name	KUSUM LATA			Date of Birth	12/05/1998
Father's Name	NAND LAL TIWARY			Gender	Female

**Marks Obtained:**

Physics (out of 180)	21	Chemistry (out of 180)	24	Biology (Botany & Zoology) (out of 360)	128
Total (out of 720)	173	Percentile Score	65.925203	NEET All India Rank	431527

**ALL INDIA QUOTA RANK (FOR 15% SEATS)**

Overall Rank	Category	Category Rank	Category-PH Rank
431527	UR	190325	----

**CUT - OFF PERCENTILE AND SCORE AS PER MCI/DCI REGULATIONS**

Category	Cut off Percentile	Cut off Score	No. of Candidates	Category	Cut off Percentile	Cut off Score	No. of Candidates
UR	50 <sup>th</sup> Percentile	691-119	634897	UR-PH	45 <sup>th</sup> Percentile	118-107	205
OBC	40 <sup>th</sup> Percentile	118-96	54653	OBC-PH	40 <sup>th</sup> Percentile	106-96	104
SC	40 <sup>th</sup> Percentile	118-96	17209	SC-PH	40 <sup>th</sup> Percentile	106-96	36
ST	40 <sup>th</sup> Percentile	118-96	7446	ST-PH	40 <sup>th</sup> Percentile	106-96	12

DATE OF DECLARATION OF RESULT : 04/06/2018



brought to you by National Informatics Centre

### CBSE – NATIONAL ELIGIBILITY CUM ENTRANCE TEST(UG) - 2018 RESULT

Roll Number	504903960	Application No.	41103299	Identity Type	Aadhar Number
Candidate's Name	HARSHITA SINGH		Nationality	INDIAN	
Mother's Name	ANITA SINGH		Date of Birth	12/03/1998	
Father's Name	AJAY KUMAR		Gender	Female	

**Marks Obtained:**

Physics (out of 180)	53	Chemistry (out of 180)	44	Biology (Botany & Zoology) (out of 360)	203
Total (out of 720)	300	Percentile Score	85.634933	NEET All India Rank	181943

**ALL INDIA QUOTA RANK (FOR 15% SEATS)**

Overall Rank	181943	Category	UR	Category Rank	87833	Category-PH Rank	
--------------	--------	----------	----	---------------	-------	------------------	--

**CUT - OFF PERCENTILE AND SCORE AS PER MCI/DCI REGULATIONS**

Category	Cut off Percentile	Cut off Score	No. of Candidates	Category	Cut off Percentile	Cut off Score	No. of Candidates
UR	50 <sup>th</sup> Percentile	691-119	634897	UR-PH	45 <sup>th</sup> Percentile	118-107	205
OBC	40 <sup>th</sup> Percentile	118-96	54653	OBC-PH	40 <sup>th</sup> Percentile	106-96	104
SC	40 <sup>th</sup> Percentile	118-96	17209	SC-PH	40 <sup>th</sup> Percentile	106-96	36
ST	40 <sup>th</sup> Percentile	118-96	7446	ST-PH	40 <sup>th</sup> Percentile	106-96	12

**DATE OF DECLARATION OF RESULT : 04/06/2018**

**IMPORTANT INFORMATION**

brought to you by National Informatics Centre

### CBSE – NATIONAL ELIGIBILITY CUM ENTRANCE TEST(UG) - 2018 RESULT

Roll Number	504903960	Application No.	41103299	Identity Type	Aadhar Number
Candidate's Name	NISHANT ANAND		Nationality	INDIAN	
Mother's Name	SUNITA GUPTA		Date of Birth	06/10/2000	
Father's Name	PRAVIN KUMAR GUPTA		Gender	Male	

**Marks Obtained:**

Physics (out of 180)	0	Chemistry (out of 180)	0	Biology (Botany & Zoology) (out of 360)	104
Total (out of 720)	104	Score	43.902416	NEET All India Rank	707695

**ALL INDIA QUOTA RANK (FOR 15% SEATS)**

Overall Rank	707695	Category	OBC	Category Rank	305258	Category-PH Rank	
--------------	--------	----------	-----	---------------	--------	------------------	--

**CUT - OFF PERCENTILE AND SCORE AS PER MCI/DCI REGULATIONS**

Category	Cut off Percentile	Cut off Score	No. of Candidates	Category	Cut off Percentile	Cut off Score	No. of Candidates
UR	50 <sup>th</sup> Percentile	691-119	634897	UR-PH	45 <sup>th</sup> Percentile	118-107	205
OBC	40 <sup>th</sup> Percentile	118-96	54653	OBC-PH	40 <sup>th</sup> Percentile	106-96	104
SC	40 <sup>th</sup> Percentile	118-96	17209	SC-PH	40 <sup>th</sup> Percentile	106-96	36
ST	40 <sup>th</sup> Percentile	118-96	7446	ST-PH	40 <sup>th</sup> Percentile	106-96	12

**DATE OF DECLARATION OF RESULT : 04/06/2018**

**IMPORTANT INFORMATION**

### CBSE – NATIONAL ELIGIBILITY CUM ENTRANCE TEST(UG) - 2018 RESULT

Roll Number	515001631	Application No.	41243182	Identity Type	Aadhaar Enrollment Number
Candidate's Name	ARATI SHAW		Nationality	INDIAN	
Mother's Name	RENU SHAW		Date of Birth	25/05/1999	
Father's Name	SUVIT SAW		Gender	Female	

**Marks Obtained:**

Physics (out of 180)	15	Chemistry (out of 180)	11	Biology (Botany & Zoology) (out of 360)	114
Total (out of 720)	140	Percentile Score	57.128514	NEET All India Rank	540992

**ALL INDIA QUOTA RANK (FOR 15% SEATS)**

Overall Rank	540992	Category	UR	Category Rank	233255	Category-PH Rank	
--------------	--------	----------	----	---------------	--------	------------------	--


**CUT - OFF PERCENTILE AND SCORE AS PER MCI/DCI REGULATIONS**

Category	Cut off Percentile	Cut off Score	No. of Candidates	Category	Cut off Percentile	Cut off Score	No. of Candidates
UR	50 <sup>th</sup> Percentile	691-119	634897	UR-PH	45 <sup>th</sup> Percentile	118-107	205
OBC	40 <sup>th</sup> Percentile	118-96	54653	OBC-PH	40 <sup>th</sup> Percentile	106-96	104
SC	40 <sup>th</sup> Percentile	118-96	17209	SC-PH	40 <sup>th</sup> Percentile	106-96	36
ST	40 <sup>th</sup> Percentile	118-96	7446	ST-PH	40 <sup>th</sup> Percentile	106-96	12

**DATE OF DECLARATION OF RESULT : 04/06/2018**



JCECEB Allotment




**JHARKHAND COMBINED ENTRANCE  
COMPETITIVE EXAMINATION BOARD**  
Science & Technology Campus,  
Sirkha Toli, Namkum,  
Tupudana Road, Ranchi - 834010


**PROVISIONAL SEAT  
ALLOTMENT LETTER**  
Mag-Up Round of  
Counselling for M.B.B.S  
& B.D.S and Ayush (U.G.)  
Level Courses - 2018  
On the basis of N.E.E.T  
(U.G.) 2018 based State  
Merit Rank

Roll No. A0010001876  
Date & Time 23-Aug-18 03:01:00 PM  
Candidate's Name **PRIYA RANJAN KUMAR**  
Date of Birth 18-Nov-1989  
Category GEN

Physically Challenged (Priority Code)



\* 5 0 2 7 0 0 4 2 1 \*



**PRIYA RANJAN KUMAR**  
10-02-2018

Rank	ST Rank	ST Prim.	SC Rank	BC-I Rank	BC-II Rank	Divyang Rank	Percentile	NEET Rank
1876							70.951795	291471

Seat Allotment Status in 1st Round of Counselling (If any) Vananchal Dental College and Hospital, Garhwa  
BDS - GENERAL

**CURRENT SEAT ALLOTMENT STATUS**


Name of the Institute	<b>VANANCHAL DENTAL COLLEGE AND HOSPITAL, GARHWA</b>
Name of the Course	<b>BDS</b>
Category through which Allotted	<b>GENERAL</b>

**PARTIAL ADMISSION FEE DETAILS**

DD Number	NA	DD Amount	0	Bank	NA
-----------	----	-----------	---	------	----

Note: The candidate whose details are furnished hereinabove is hereby selected provisionally for admission to 1st year class in 4

JCECEB Allotment




**JHARKHAND COMBINED ENTRANCE  
COMPETITIVE EXAMINATION BOARD**  
Science & Technology Campus,  
Sirkha Toli, Namkum,  
Tupudana Road, Ranchi - 834010


**PROVISIONAL SEAT  
ALLOTMENT LETTER**  
2nd Round of  
Counselling for M.B.B.S  
& B.D.S and Ayush (U.G.)  
Level Courses - 2018  
On the basis of N.E.E.T  
(U.G.) 2018 based State  
Merit Rank

Booking No. A0010001538  
Date & Time 16-Aug-18 12:51:00 PM  
Roll No. 504801491  
Candidate's Name **NIKITA KUMARI**  
Date of Birth 21-Sep-1996  
Category SC

Physically Challenged (Priority Code)



\* 5 0 4 8 0 1 4 9 1 \*



**NIKITA KUMARI**  
21-01-2018

CML Rank	ST Rank	ST Prim.	SC Rank	BC-I Rank	BC-II Rank	Divyang Rank	Percentile	NEET Rank
1538			102				84.552582	195697

Seat Allotment Status in 1st Round of Counselling (If any)

**CURRENT SEAT ALLOTMENT STATUS**

Name of the Institute	<b>VANANCHAL DENTAL COLLEGE AND HOSPITAL, GARHWA</b>
Name of the Course	<b>BDS</b>
Category through which Allotted	<b>GENERAL</b>

**PARTIAL ADMISSION FEE DETAILS**

DD Number	NA	DD Amount	0	Bank	NA
-----------	----	-----------	---	------	----

Note: The candidate whose details are furnished hereinabove is hereby selected provisionally for admission to 1st year class in 4


Sl. No.	Roll No.	State Category	Candidate's Name	Father's Name	DOB	Gender	Percentile Rank	NET Rank	Shin. CML Rank	State Category Rank	State PBI Rank	State Private/Trn. Group Rank
2218	50401097	BC-I	VABHAV KUMAR	RAJNATH SINGH	31/12/2001	Male	64.284628	457228	2218	483		
2219	50401091	ST	APOORV TIJGA	SURESH TIJGA	01/03/1998	Male	64.284628	457280	2219	288		
2220	511204062	BC-I	PRIVANKA KUMARI	RAJPREET KUMAR	08/10/1998	Female	64.002013	453544	2220	484		
2221	50402016	ST	CHRISTINA DEBAN BARLA	SALAN DEBANDE BARLA	08/04/1997	Female	64.002013	453645	2221	289		
2222	50409048	ST	BACEENA SUBANI KACHHAP	SANDEEP KACHHAP	26/07/2001	Female	64.002013	453840	2222	290		
2223	50409094	BC-I	POOJA KUMARI	MAHESH SINGH	20/06/1998	Female	64.002013	453965	2223	485		
2224	50409043	ST	MAANISHA BEBBA	MAHENDRA KORWA	06/04/1998	Female	64.002013	454117	2224	291		
2225	504170421	ST	SURESHA KIRKU RAIPAL	BHUSH DED KIRKU	14/02/2001	Female	64.002013	454270	2225	292		10
2226	50409024	ST	PRAKASH TIRKEY	SOMA TIRKEY	26/03/2000	Male	64.002013	454992	2226	293		
2227	50409043	ST	ASWINEN GADON	BHUBHAK GADON	08/10/2000	Female	64.002013	455001	2227	294		
2228	50409043	ST	ASWINEN GADON	YUBENDRA PASTWAN	31/08/1997	Male	64.002013	455359	2228	199		
2229	50401751	BC	SURESHA KUMARI	DINESH RAYDAS	28/10/1997	Female	63.764281	457277	2229	200		
2230	50409043	ST	ANGALI KUMARI	RAJIV KUMAR CHODHARY	07/02/1995	Female	63.764281	457379	2230	-		
2231	50409043	ST	BIKRAM TIJGU	SURESH TIJGU	24/12/1993	Male	63.764281	457379	2231	205		
2232	50409043	BC-I	KAMLESHWARI RANI	PRADEEP KUMAR MANDAL	22/05/2000	Female	63.764281	457379	2232	205		
2233	501708312	BC-I	RAJNAX SHABEN	MD ALMUJIBEN ANSARI	16/12/1998	Female	63.764281	459608	2233	486		
2234	50409092	ST	KALAL KUMARI	VIDYA THAKUR	01/08/2000	Female	63.764281	459811	2234	-		
2235	50409092	BC	LIZA RAJ	SURESH RAM	05/12/1997	Female	63.525841	460316	2235	201		
2236	50409097	ST	RAJANA VITTH SAWAYAN	RAJIB SAWAYAN	22/11/2000	Female	63.525841	461213	2236	206		21
2237	50409097	BC	ASTHA PRIYA	MANOJ KUMAR PASTWAN	11/06/2000	Female	63.525841	461467	2237	202		
2238	50409097	ST	SURESH SHAHIN PASTWAN	SURESH NARULAH	28/01/1999	Female	63.525841	461540	2238	-		
2239	50409097	ST	NIKITA VATIKA BAKLA	VIJAY PASTWAN BAKLA	28/01/1998	Female	63.282162	461524	2239	297		
2240	50409097	ST	TESHIRA BELIN HORO	MAHESH BELIN HORO	22/10/1994	Female	63.282162	461433	2240	298		
2241	50409097	BC-I	SURESH KUMAR	KAMU PRASAD SINGHA	20/06/1997	Male	63.282162	461646	2241	488		
2242	50409097	BC-II	SALIRAVIAJ	NENTU DAS	25/07/2001	Male	63.282162	461683	2242	345		
2243	50409097	ST	NIKITA BHAGAT	BIJAY KUMAR BHAGAT	12/08/1998	Female	63.202162	464285	2243	299		
2244	50409097	ST	ASTHA RANTOPPO	ALAY MITUL TOPPO	03/01/1998	Female	63.202162	464604	2244	300		
2245	50409097	BC-I	KASHEEN BALA	BADRI PRASAD	26/10/1997	Female	63.002021	465283	2245	489		
2246	50409097	BC-I	MADHU PRIYA GUPTA	PRIYA KUMAR GUPTA	24/04/1999	Female	63.002021	467150	2246	490		
2247	50409097	BC	PRITIKA BANE	PAVU PRATAP BANE	18/03/1995	Female	63.002021	467771	2247	203		



## CRITERION -VIII Point-8.1.2 Annexure-2

### Photographs of Pre-Clinical Laboratories





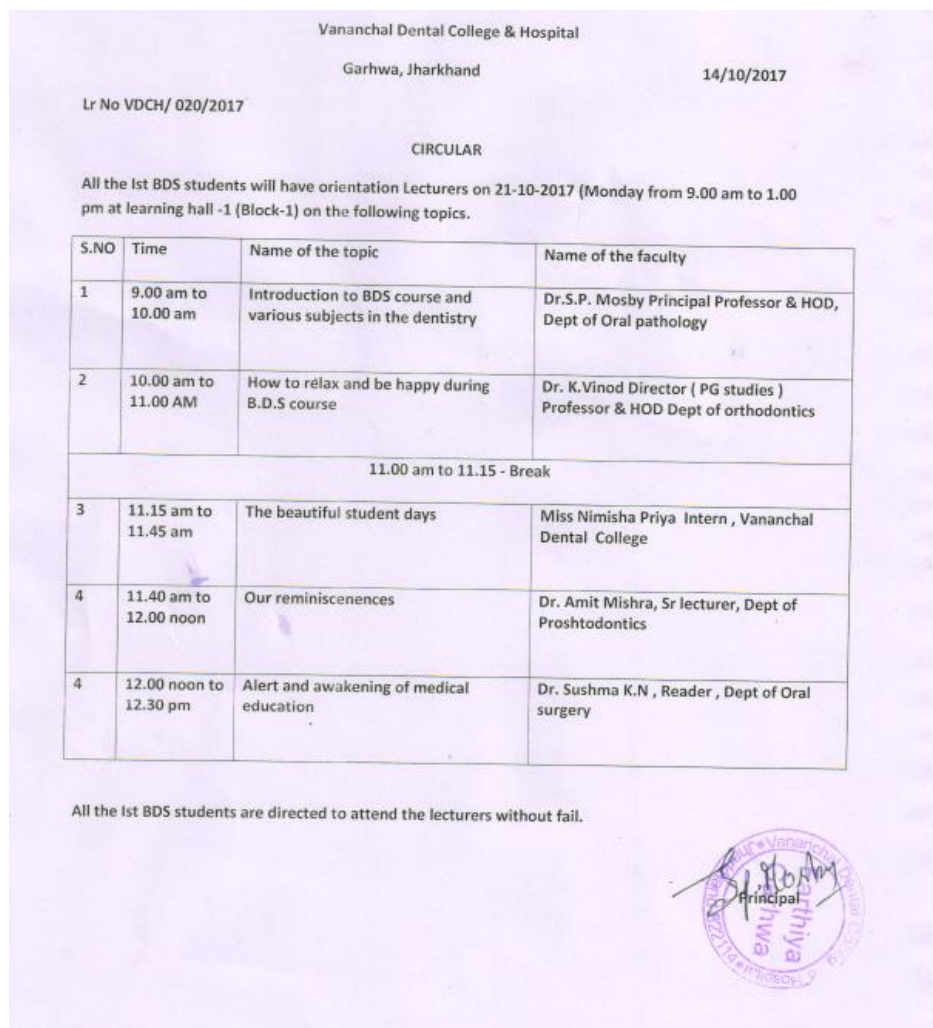
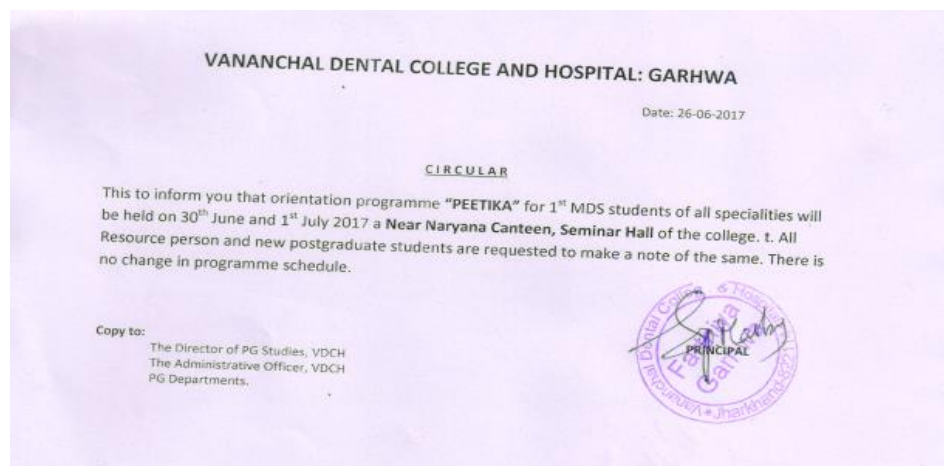






## CRITERION -VIII Point-8. 1.4. Annexure-3

### Orientation Programme Report



# VANANCHAL DENTAL COLLEGE AND HOSPITAL: GARHWA

Date: 1-06-2018

## CIRCULAR

### PEETIKA-2018

Newly joined 1<sup>st</sup> MDS students (2018-2019 batch) will have a **two day Orientation Programme "PEETIKA"** 06<sup>th</sup> June 2018 at Club House, Adjacent to Swimming pool, Vishnu Campus. All the students are directed to attend without fail. The programme schedule is as follows:

06.06.2018		
Time	Lecture details	Lecture taken by
09:00am	Inauguration	
09:15am	Pre-Test	
09:30am	MDS Course-A perspective	Dr. K Vinod, Director of PG Studies, Professor & HOD, Orthodontics
10:30am	Tea Break	
10:45am	Data Collection – Effective use of internet	Dr. Vishwadeepak Singh, Associate Professor, Prosthodontics
11:45am	Journal Club	Dr. Puneet Singh, Professor Emeritus
12:45pm	Lunch	
01:45pm	How to present an effective Seminar	Dr. Akhilesh Chandra, Reader, Oral Pathology & Microbiology
02:45pm	Guidelines to Clinical Photography	Dr. Vijay Duggi, Associate Dean (Student Affairs), Professor & HOD, Pedodontics
01.07.2018		
09:00am	Review & Preview	
09:15am	Developing Ethical Values	Dr. Puneet Singh, Professor Emeritus
10:15am	The Art of Communication	Dr. Vijayendra Pandey, Vice-Principal
11:00am	Tea Break	
11:15am	Trouble Shooting, Problems & Solution	Dr. K Vinod, Director of PG Studies, Professor & HOD, Orthodontics
12:15pm	Hospital Rules & Regulations	Dr. A K Sinha, Associate Dean (Hosp. Admin. Comm. Service) Reader, PHD
01:00pm	Programme Feedback	

Copy to: The Administrative Officer, VDCH.  
All Dental Departments.

*K Vinod*  
Director of PG Studies

*Vijayendra Pandey*  
PRINCIPAL

## VANANCHAL DENTAL COLLEGE AND HOSPITAL: GARHWA

Ref.No. VDCH

Date: 10-09-2018

### CIRCULAR

There will be an Induction programme "Jygyasa" will be conducted on 17<sup>th</sup> September 2018 at Learning Hall – I, Block – 1, VDCH. All the 1<sup>st</sup> year BDS students are hereby instructed to attend the programme without fail. All the concerned faculties are requested to attend the welcome without fail. The programme schedule is as follows:

#### Day – (17.09.2018)

TIME	CONTENT
09:00am to 09:15am	Inauguration & welcome note – Principal, Dr. S P Mosby
09:15am to 10:30am	About VDCH and campus virtual tour – Dr. Vikash Kumar
10:30am to 10:45am	Break
10:45am to 11:45am	Do's & Don't in student life – Dr. Sonai Biswas
11:45am to 12:45pm	Knowing students ambitions, goals, dreams – An interactive session with I BDS medical & dental faculty
12:45pm to 01:00pm	Cadaveric oath- Dr. Aalya
01:00pm to 02:00pm	Lunch Break
02:00pm to 03:00pm	Metamorphosis of a student from intermediate to professional education – Dr. Akhlish Tomar
03:00pm to 03:15pm	Break
03:15pm to 03:45pm	Best practices at VDCH – Dr. Neel Xaxa
03:45pm to 04:30pm	Student support services at VDCH – Dr. Sapna Sharma

#### Day – 2 (18.09.2018)

TIME	CONTENT
09:00am to 09:45am	Expectations of students and staff – An interactive session Moderator – Dr. Monika Singh
09:45am to 10:45am	Past, Present & Future of Dentistry – Dr. Sapna Sharma How dentistry can make your living – Dr. Anjali Gupta
10:45am to 11:00am	Break
11:00am to 11:45am	Importance of medical subjects for dental students – Dr. Vikash Kumar
11:45am to 01:00pm	How to be happy... – Dr. Aalya Alumni interaction – Moderator – Dr. Aalya
01:00pm to 02:00pm	Lunch
02:00pm to 02:45pm	Pillars of success – Dr. Anjali Gupta
02:45pm to 03:45pm	Student interaction & Feedback
03:45pm to 04:00pm	Concluding session

Copy to: The Administrative Officer, VDCH.  
All Dental Departments.





# Vananchal Dental College & Hospital

Garhwa, Jharkhand

10/10/2018

Lr No VDCH/ 020/2018

## CIRCULAR

All the 1st BDS students will have orientation Lecturers on 20-10-2018 (Monday from 9.00 am to 1.00 pm at learning hall -1 (Block-1) on the following topics.

S.NO	Time	Name of the topic	Name of the faculty
1	9.00 am to 10.00 am	Introduction to BDS course and various subjects in the dentistry	Dr.S.P. Mosby Principal Professor & HOD, Dept of Oral pathology
2	10.00 am to 11.00 AM	How to relax and be happy during B.D.S course	Dr. K.Vinod Director ( PG studies ) Professor & HOD Dept of orthodontics
11.00 am to 11.15 - Break			
3	11.15 am to 11.45 am	The beautiful student days	Miss Nimisha Priya Intern , Vananchal Dental College
4	11.40 am to 12.00 noon	Our reminiscences	Dr. Santosh, Sr lecturer, Dept of Orthodontics
4	12.00 noon to 12.30 pm	Alert and awakening of medical education	Dr. Sushma K.N , Reader , Dept of Oral surgery

All the 1st BDS students are directed to attend the lecturers without fail.



**VANANCHAL DENTAL COLLEGE & HOSPITAL**

Run By:- Vananchal Educational & Welfare Trust®  
Farahiya, Garhwa  
UNDER NILAMBER PITAMBER UNIVERSITY  
MEDININAGAR

**MAINTENANCE OF PATIENT RECORD  
DURING INTERNSHIP WITH  
CASE HISTORY**

Name: Prakriti Jaggi  
Session: 2013-17 Roll No.: 1485135030  
Date: From 26/10/18 to 2/11/19

**VANANCHAL DENTAL COLLEGE & HOSPITAL**  
Farahiya, Garhwa (Jharkhand)  
191005-1000100005  
Department of Oral Medicine & Radiology  
(CLINICAL WORK DONE CHART PER DAY)

Student Name: Prakriti Jaggi Date: 26/10/18

S. No	DATE	PATIENT NAME	ABSTRACTED/SHEDULE NO.	WORK DONE	BY OF NEXT ATTENDANT	REMARKS
1	85578	SK Chaudhary	Ranka	OPD done		
2	85581	Sumit Ku.	Gashusa	OPD done		
3	85588	Abdullah Khan	Gashusa	OPD done		
4	85594	Sanju	Gashusa	OPD done		
5	85598	Ramaj Ku.	Gashusa	OPD done		
6	85601	Aarti Ku.	Gashusa	OPD done		
7	85607	Nitish Yadav	Ranka	OPD done		
8	85611	Bittu Ku.	Gashusa	OPD done		
9	85615	Arvi Ku.	Gashusa	OPD done		
10	85619	Somya Ku.	Gashusa	OPD done		
11	85623	Kundan	Gashusa	OPD done		
12	85631	Sonal	Gashusa	OPD done		
13	85633	Ashana	Gashusa	OPD done		
14	85640	Ram	Gashusa	OPD done		
15	85647	Saumai Ku.	Ranka	OPD done		
16	85653	Shalini	Ranka	OPD done		

Prakriti  
Intern Student

Sign of Staff in-charge

## CRITERION -VIII Point-8.1.5 Annexure-4

### Receipts of Equipment Purchases

invoiceASAP http://manage.invoiceasap.com/view/view.php?invoiceid=7zd6gni

---

**invoiceASAP**  
easy mobile invoicing

### Invoice

**From:**  
CAMZONE SOFTWARE  
2500, 1st Cross, 56 Main  
Hebbal Industrial Area  
Mysore, Karnataka 570008

**Billing Address:**  
Pavan  
Vananchal Dental College And Hospital  
Farathlya Garwa, Jharkhand

**Invoice Number:** 1130129117  
**Invoice Date:** 01/29/2013  
**Invoice Amount:** 46,656.00  
**Payment Terms:** Due On Receipt

**Shipping Address:**  
Pavan  
Vananchal Dental College And Hospital  
Farathlya Garwa, Jharkhand

Item #	Item Name	Quantity	Unit Price	Taxable	Extension
1000	Dolphin Imaging Shared License Specialty software	1.00	37,650.00	X	37,650.00
1001	Cdent Open Dental Patient management software	1.00	7,500.00		7,500.00

**Comment:**  
Kindly Make the Payment to  
CAMZONE SOFTWARE  
at:  
AXIS BANK  
Acc No. : 151010200010283  
Branch : VV Mohalla, Mysore  
IFSC Code : UTIB0000151

**Subtotal:** INR 45,150.00  
**Vat Rate:** 4%  
**Vat Amount:** 1,506.00  
**Invoice Amount:** INR 46,656.00

Company Signature 01/29/2013

Accounts fees for payment Rs. 46,656/-

First by hand by Hanchal to by by

and by by. 013538 SAR 4RW and

Don 30/1/13

Checked & Verified

For Rs. 46,656/-

ACCOUNTANT

30/1/13

Passed For Payment

For Rs. 46,656/-

CHAIRMAN 30/1/2013 (1.05 A)

1 of 2



**Receipt of purchase of Penta Head Microscope**

**INVOICE (Page 2)**

<b>INSTRUMENTS &amp; EQUIPMENTS</b> Shivas Bhagyan, Industrial Estate Road, Akkam, I - 600 097 ashwin.aarathi@yahoo.co.in	Invoice No. <b>0064</b> Delivery Note <b>0064</b> Supplier's Ref. Buyer's Order No. <b>VDCH/251/12</b> Despatch Document No. Despatched through Terms of Delivery	Dated <b>13-Dec-2012</b> Mode/Terms of Payment Other Reference(s) Dated <b>6-Nov-2012</b> Dated <b>13-Dec-2012</b> Destination
--	---	---

Dr. Ashwin Aarathi,  
 Department of Oral Pathology,  
 Jharkhand Dental College & Hospital,  
 Jharkhand, Hooar,  
 Jharkhand - 822 114

Description of Goods	Quantity	Rate	per	Disc. %	Amount
4 Pentahead Microscope Make : Labomed	1.00 nos	8,20,000.00	nos		9,20,000.00
C.S.T @ 14.5%				14.50 %	1,32,400.00
					2,78,400.00
<b>Total</b>	<b>28.00 nos</b>				<b>₹ 21,98,400.00</b>

E & OE

Amount Chargeable (in words)  
 Indian Rupees Twenty One Lakh Ninety Eight Thousand Four Hundred Only

Company's VAT TIN : 33760925975  
 Company's CST No. : 984087 dt:24.9.08

Declaration  
 We declare that this invoice shows the actual price of the goods described and that all particulars are true and correct.

for M.S. INSTRUMENTS & EQUIPMENTS

Authorized Signatory

This is a Computer Generated Invoice

## Purchase Receipt of Research Microscope & Binocular Compound Microscope


S. INSTRUMENTS & EQUIPMENTS		0064		13-Dec-2012	
No. 4B, Shivas Bhagyan, No. 4B, Industrial Estate Road, Thiruvaiyarkam Chennai - 600 097 E-Mail : ashwin.aarth@yahoo.co.in		Delivery Note 0064 Supplier's Ref.		Mode/Terms of Payment Other Reference(s)	
Buyer <b>The Dean,</b> Department of Oral Pathology, Vananchal Dental College & Hospital, Farathiya, Hoor, Garhwa, (Jharkhand) - 822 114		Buyer's Order No. <b>VDCH/251/12</b>		Dated <b>6-Nov-2012</b>	
		Despatch Document No.		Dated <b>13-Dec-2012</b>	
		Despatched through		Destination	
		Terms of Delivery			

Sl No	Description of Goods	Quantity	Rate	per	Disc. %	Amount
1	Paraffin Wax Bath (Thermostatically Controlled) <i>Make : Technik</i>	1.00 nos	21,000.00	nos		21,000.00
2	Tissue Floatation Water Bath Make : Anand	1.00 nos	17,500.00	nos		17,500.00
3	Slide Warming Table Make : Anand	2.00 nos	8,000.00	nos		16,000.00
4	Steel Slide Racks for Staining Make : MS	3.00 nos	2,000.00	nos		6,000.00
5	Diamond Glass Marker Make : MS	2.00 nos	1,000.00	nos		2,000.00
6	Research Microscope with Phase Contrast Darkfield Polarization, CCTV & Photomicrography Attachments <i>Make : Labomed</i>	1.00 nos	2,52,000.00	nos		2,52,000.00
7	Binocular Compound Microscope Make : Labomed	3.00 nos	36,000.00	nos		1,08,000.00
8	Aluminium Slide Trays Make : Anand	5.00 nos	300.00	nos		1,500.00
9	Wooden/plastic Slide Boxes Make : Anand	5.00 nos	300.00	nos		1,500.00
10	Wax Block Storing Cabinet Make : MS	1.00 nos	82,000.00	nos		82,000.00
11	Slide Storing Cabinet (1 of 1000 Capacity) <i>Make : Anand</i>	1.00 nos	60,000.00	nos		60,000.00
12	Micropipettes Make : Thermo	1.00 nos	17,500.00	nos		17,500.00
13	Tissue Storing Cabinet (Frozen State) Make : Remi	1.00 nos	4,15,000.00	nos		4,15,000.00

continued ...

This is a Computer Generated Invoice





## Photographs of Usage Register

IMAGING & MORPHOGENIC SOFTWARE USED REGISTER				
Date	Name	Dept.	Duration	Signature
7/7/18	Kashif Hussain	Orthodontics	Dissertation 30 Samples 7:00 to 11:00 AM	Kashif
11/7/18	Kashif Hussain	Orthodontics	Dissertation 30 Samples 11:00 to 1:00 PM	Kashif
26/7/18	Kumar Durga Dutta	Prosthodontics	Dissertation-2 Samples 10:00 to 11:00	Kumar Datta
3/8/18	Durga Dutta	Prosthodontics	Dissertation 1 Sample 11:00 to 1:00	Durga Datta
24/8/18	Durga Dutta	Prosthodontics	Dissertation 1 Sample 12:00 to 1:00	Durga Datta
31/8/18	Durga Dutta	Prosthodontics	Dissertation 2 Samples 11:00 to 1:00	Durga Datta
7/9/18	Durga Dutta	Prosthodontics	Dissertation 1 Sample 12:00 to 1:00	Durga Datta
28/9/18	Durga Dutta	Prosthodontics	Dissertation 1 Sample 1:00 to 2:00	Durga Datta
5/10/18	Durga Dutta	Prosthodontics	Dissertation 1 Sample 3:00 to 4:00	Durga Datta
26/10/18	Neeraj Kumar	Prosthodontics	Dissertation 1 Sample 2:00 to 3:00	Neeraj
27/10/18	Neeraj Kumar	Prosthodontics	Dissertation 1 Sample 11:00 to 1:00	Neeraj
30/10/18	Neeraj Kumar	Prosthodontics	Dissertation 1 Sample 12:00 to 1:00	Neeraj

## CRITERION -VIII Point-8.1.6 Annexure-5

### Photographs of Specialised Clinics









## Vananchal Dental College & Hospital

(Run Under-Vananchal Educational & Welfare Trust)

Approved by Dental Council of India, New Delhi

Recognized by Ministry of Health & Family Welfare, Govt. of India

N.O.C by Govt. of Jharkhand

Affiliated to Nilamber Pitamber University, Medininagar

**Farathiya, Hoor, Garhwa, (Jharkhand) - 822114**

Phone No- 06584-290451, 290272, Fax-06561-299001,

E-mail:- vdch\_garhwa@rediffmail.com, Website: - www.vananchaltrust.org

### TO WHOMSOEVER IT MAY CONCERN

This is to certify that our institution provides student training in the following specialized clinics.

1. **Comprehensive clinic:** Clinical training in all the different disciplines is undertaken in one integrated clinic. Students are trained for a holistic patient perspective.
2. **Implant clinics:** A separate clinic in the department of prosthodontics headed by the professor to comprehensively deals with the basic and advanced rehabilitative procedures using dental implants has been in force.
3. **Tobacco cessation cell:** Every patient associated with deleterious habits of tobacco are counseled regarding their hazardous effects on health.



## CRITERION -VIII Point-8.1.9 Annexure-6

### POLICY FOR PREVENTIVE HEPATITIS IMMUNIZATION

**Purpose:** Immunizations play a large role in reducing the risk of disease. health care workers ( HCW) in hospital settings such as doctors, supporting faculty, students in health care disciplines , laboratory workers , and other health care personnel are at risk of exposure to vaccine preventable diseases, because of their contact with patient or material from patients with infections, both diagnosed and undiagnosed.

Qualification of End user: Students UG/PG, Teaching Faculty, Supporting staff

Abbreviations: HCW- Health care workers, HB- Hepatitis – B

#### Procedure:

- Hepatitis B immunization is essential for all susceptible HCWs who may be exposed to blood , blood products or body fluids of others or who may be at increased risk of sharps injuries or bites.
- The vaccine is available after new employee orientation and within ten days of initial work assignment. As a regular protocol all the students will be given the 1st dose of vaccination every year in the 1<sup>st</sup> week of January.
- 3 doses of Hepatitis B vaccine given at 0, 1 and 6 months.
- Note: Some HCWs may have received a 2x10 ml dose series (given 4-6 months apart ) of HB vaccine as an adolescent . This is considered a complete series.
- Post immunization serologic testing for anti-HBs should be conducted 1-6 months after the third dose determines immunity.
- If HCW completed HB immunization more than 6 months ago, testing for anti- HBs should still be done.
- If anti- HBs is >10ml IU/MI and documented as such at any time, repeat serology or re-immunization is not required in the present or future.
- If anti –HB is >10mlU/mL and documented as such at any time, repeat serology or re-immunization is not required in the present or future.
- If anti-HBs is < 10ml IU/mL, administration of additional doses with additional doses with testing for response after each dose should be undertaken. Those who fail to respond to 3 additional doses are unlikely to benefit from further immunization.
- Post exposure in Hepatitis B (Needle stick , percutaneous, mucous membrane exposure to blood known or suspected to be at high risk of being HBSAg seropositive), susceptible persons will be offered Hepatitis B Vaccine

### List of Staff who were immunized

Year (2018-19)	Name of the Full-time teacher	Designation	Name of the department	Hepatitis – B Vaccination First Dose March 17 <sup>th</sup> - 2019	Hepatitis – B Vaccination First Dose April Dose 2019
<b>DEPARTMENT OF ORAL PATHOLOGY</b>					
1	Dr.S.P. Mosby	Principal & HOD	Oral Pathology	√	√
3	Dr. Akhilesh Chandra	Reader	Oral Pathology	√	√
4	Dr. Priya shree	Sr Lecturer	Oral Pathology	√	√
5	Dr. Vishwajeet	Sr Lecturer	Oral Pathology	√	√
<b>DEPARTMENT OF ORAL SURGERY</b>					
6	Dr. Bala Murugan	Professor & HoD	Oral Surgery	√	√
7	Dr.Kunwar Satish	Reader	Oral Surgery	√	√
8	Dr. Sushma KN	Reader	Oral Surgery	√	√
9	Dr. Ravi Kumar	Sr. Lecturer	Oral Surgery	√	√
10	Dr. Praveen Kumar	Sr Lecturer	Oral Surgery	√	√
<b>DEPARTMENT OF ORTHODONTICS</b>					
11	Dr. K.Vinod	Professor & HOD	Orthodontics	√	√
12	Dr. Santosh	Sr Lecturer	Orthodontics	√	√
13	Dr. Komal Kumari	Lecturer	Orthodontics	√	√
14	Dr. Preeti Kumari	Lecturer	Orthodontics	√	√
<b>DEPARTMENT OF PEDODONTICS</b>					
15	Dr. Vijay Duggi	Professor & HOD	Pedodontics	√	√
16	Dr. Punit Bhardwaj	Professor	Pedodontics	√	√
17	Dr. Rohit singh	Reader	Pedodontics	√	√
<b>DEPARTMENT OF PERIODONTICS</b>					
18	Dr. Vijayendra Pandey	Professor & HOD	Periodontics	√	√
19	Dr. Sanjeeva Kumar Reddy	Reader	Periodontics	√	√
20	Dr. Akhilesh Tomar	Reader	Periodontics	√	√
21	Dr. Narendra Yadav	Reader	Periodontics	√	√
22	Dr. Deepak	Sr Lecturer	Periodontics	√	√
<b>DEPARTMENT OF PUBLIC HEALTH DENTISTRY</b>					
23	Dr. A.K. Sinha	Reader	PHD	√	√
24	Dr. Ananya Arvind	Sr Lecturer	PHD	√	√

25	Dr. Subhra Jayant Pawar	Hospital Administrator	Hospital Staff	√	√
26	Dr. Sonai Biswas	Lecturer	PHD	√	√
<b>DEPARTMENT OF CONSERVATIVE AND ENDODONTICS</b>					
27	Dr. Saurabh Arora	Reader	Endodontics	√	√
28	Dr. T. Lenin Babu	Reader	Endodontics	√	√
29	Dr. Tanya	Sr Lecturer	Endodontics	√	√
30	Dr. Mrinmoy Chakraborty	Sr Lecturer	Endodontics	√	√

<b>DEPARTMENT OF ORAL MEDICINE AND RADIOLOGY</b>					
31	Dr. N.R. Diwakar	Professor & HOD	OMR	√	√
32	Dr. Ravneet Dhingra	Reader	OMR	√	√
33	Dr. Gaurav Pratap Singh	Reader	OMR	√	√
34	Dr. Jyotish Jha	Sr lecturer	OMR	√	√
35	Dr. Rajeev Ranjan	Sr lecturer	OMR	√	√
36	Dr. Manish Prakash	Sr lecturer	OMR	√	√

<b>DEPARTMENT OF PROSTHODONTICS</b>					
37	Dr. Vishwadeepak Singh	Reader	Prosthodontics	√	√
38	Dr. Rajni	Reader	Prosthodontics	√	√
39	Dr. Amit Kumar Mishra	Sr lecturer	Prosthodontics	√	√
40	Dr. Monika Singh	Lecturer	Prosthodontic	√	√
41	Dr. Sunitha Kumari	Lecturer	Prosthodontics	√	√
42	Dr. Sapna Sharma	Lecturer	Prosthodontics	√	√
43	Dr. Neel Kusum Xaxa	Lecturer	Prosthodontics	√	√

<b>DEPARTMENT OF HUMAN ANATOMY</b>					
44	Dr. S.L. Bhagat	Lecturer	Anatomy	√	√
45	Dr. Makbul Ansari	Lecturer	Anatomy	√	√
46	Dr. Vishal Singh	Lecturer	Anatomy	√	√

<b>DEPARTMENT OF BIOCHEMISTRY</b>					
47	Dr. Amita Pandey	Reader & HOD	Biochemistry	√	√
48	Mr. Sujit kumar	Lecturer	Biochemistry	√	√
49	Mr. Niraj kumar	Lecturer	Biochemistry	√	√

<b>DEPARTMENT OF PHYSIOLOGY</b>					
50	Dr. Ravindara Singh Rajpoot	Reader & HOD	Physiology	√	√
51	Dr. Krishna Mohan Singh	Lecturer	Physiology	√	√



52	Dr. Girija Nand Prasad	Lecturer	Physiology	√	√
<b>DEPARTMENT OF GENERAL PATHOLOGY</b>					
53	Dr. Mithlesh Kumar	Lecturer	G. Pathology	√	√
54	Dr. Shamsher Singh	Lecturer	G. Pathology	√	√
<b>DEPARTMENT OF MICROBIOLOGY</b>					
55	Dr. Vinay Oraon	Reader & HOD	Microbiology	√	√
56	Mr. Chandan kumar	Lecturer	Microbiology	√	√
57	Dr. Shankar Nath	Lecturer	Microbiology	√	√
<b>DEPARTMENT OF PHARMACOLOGY</b>					
58	Dr. Mahendra Kumar Prasad	Reader & HOD	Pharmacology	√	√
59	Dr. Bipin Kumar Verma	Reader	Pharmacology	√	√
<b>DEPARTMENT OF GENERAL MEDICINE</b>					
60	Dr. R.P.Sinha	Reader & HOD	General Medicine	√	√
61	Dr. Roushan Sinha	Lecturer	General Medicine	√	√
62	Dr. Nistha kishore	Lecturer	General Medicine	√	√
63	Dr. Prabhu Nath Pramhans	Lecturer	General Medicine	√	√
<b>DEPARTMENT OF GENERAL SURGERY</b>					
64	Dr. G.P. Singh	Reader & HOD	General Surgery	√	√
65	Dr. Kaushal Kishor Sinha	Lecturer	General Surgery	√	√
66	Dr. Kumar Nishant Singh	Lecturer	General Surgery	√	√
<b>DEPARTMENT OF ANAESTHESIA</b>					
67	Dr. Nitu Singh	Reader & HOD	Anesthesia	√	√
68	Dr. Alka Shukla	Lecturer	Anesthesia	√	√
68	Mr Narayana	X- ray Technician	Radiology	√	√

### List of students who were immunized

#### List of First year students Hepatitis –B Vaccination process

SL. NO.	YEAR OF ENROLLMENT	NAME	Hepatitis – B Vaccine First dose March 16 th 2019	Hepatitis – B Vaccine First dose April 16 th 2019
1	2018-19	PANKAJ KUMAR	√	√
2	2018-19	SURBHI SUMAN	√	√
3	2018-19	VIRENDER KUMAR	√	√

4	2018-19	SUBROTO MAHTO	√	√
5	2018-19	SURAJ ADHIKARI	√	√
6	2018-19	SK ABDUL MATIN	√	√
7	2018-19	SNEHA DUBEY	√	√
8	2018-19	SHRADHA KUMARI	√	√
9	2018-19	SHUBHAM NASKAR	√	√
10	2018-19	SHILPY KUMARI	√	√
11	2018-19	SHIVRAJ KUMAR SINGH	√	√
12	2018-19	SHEFALI TIWARI	√	√
13	2018-19	SHIKHA SHUKLA	√	√
14	2018-19	SANJEET KUMAR GAUTAM	√	√
15	2018-19	SAYANI DAS	√	√
16	2018-19	PRAMOD NIKHIL	√	√
17	2018-19	PRIYA RANJAN KUMAR	√	√
18	2018-19	NIKITA KUMARI	√	√
19	2018-19	NISHANT ANAND	√	√
20	2018-19	KUMARI SANJANA	√	√
21	2018-19	MONIRUDHYA SUR	√	√
22	2018-19	KANISHKA PATHAK	√	√
23	2018-19	KRISHNKANT MAHLI	√	√
24	2018-19	HARSHITA SINGH	√	√
25	2018-19	KANCHAN BALA	√	√
26	2018-19	ARATI SHAW	√	√
27	2018-19	CHITRANJAN KUMAR SINGH	√	√
28	2018-19	ANUJA KUMARI	√	√
29	2018-19	ANUSHREE GUPTA	√	√



# Audited Income & Expenditure Report

## Year (2015-16)

VANANCHAL DENTAL COLLEGE & HOSPITAL RAHARA, GARHWA			
INCOME & EXPENDITURE A/C FOR THE YEAR ENDING 31ST MARCH 2016			
EXPENDITURE	AMOUNT	INCOME	AMOUNT
<b>Installation Expenses</b>			60,200.00
Electricity	484,719.00	Form fee	2,987,445.00
Telephone	27,471.00	Income from CVD	3,765,200.00
Advertisement	917,469.00	Hospital fee	25,854,294.00
Bank Charges	22,545.33	Library fee	61,004,700.00
Legal Expenses	64,300.00	Referral fee (GOVT)	7,007,600.00
Cleaning Expenses	542,884.00	Tuition fee AIDS	507,600.00
General Expenses	129,805.00	Transport fee	70.00
Journal	135,005.00	Bank interest	
Medi. Expenses	11,770.00		
Membership fee	120,000.00		
Newspaper Expense	102,498.00		
Postage & Telegram	2,884.00		
Vehicle Expenses	2,277.00		
Printing & Stationary	479,558.00		
Provisional certificate	75,400.00		
Repairs & Maintenance	766,170.00		
Office Maintenance	121,801.00		
Traveling & Conveyance	43,300.00		
Diesel & Fuel	1,025,983.00		
ITF Expenses	227,649.00		
Interest on Bank	16,584,516.00		
Registration Certificate	48,200.00		
Registration form	15,000.00		
Registration Expenses	74,415.00		
Salary (non teaching)	5,531,377.00		
Salary (teaching)	20,734,483.00		
Interest On TDS	5,913.00		
Registration fee	42,000.00		
Audit fees	50,872.00		
Depreciation	12,942,907.00		
GRANT TO V.E.W.T	3,764,437.00		
Medi. Expenses	201,200.00		
Recognition expenses	30,000.00		
Medicine & Surgical Expenses	2,000,276.00		
Affiliation fees	15,000.00		
Excess of Income Over Expenditure	32,605,143.47		
	101,413,164.00		101,413,164.00

For Vananchal Educational & Welfare Trust

For Anup Kumar Lodha & Co,  
Chartered Accountants  
FNS: 0042711C

Place: Ranchi  
Date: 04.07.2016

For Anup Kumar Lodha & Co,  
Chartered Accountants  
FNS: 0042711C



Scanned with CamScanner



## Audited Income & Expenditure Report

Year 2016-17

<p style="text-align: center;"><u>Vananchal Dental College &amp; Hospital</u> Garhwa</p> <p style="text-align: center;"><u>Income &amp; Expenditure Account</u> for the year ended 31st March 2017</p>			
Expenditure	Amount(Rs.)	Income	Amount(Rs.)
Advertisement	442,785.00	Adm. & Registration Fee	60,000.00
Bank Charges	25,386.36	Examination Fee Received	59,100.00
Cleaning Expenses	388,736.00	Form Fee	24,000.00
Computer Maintenance	20,825.00	Hostel Fee	3,534,000.00
Consultancy Charges	12,000.00	Income From OPD	2,878,780.00
Diesel & Fuel	894,717.00	Library Fee	78,000.00
Depreciation	11,600,508.00	Transport	447,500.00
E P F Exps	280,548.00	Tuition Fee	107,937,115.25
Electricity	381,436.00	Bank Interest	80.00
Examination Fee Paid	59,100.00		
General Expenses	181,129.00	Excess of Expenditure over Income	10,759,750.11
Grant to VEWT	76,370,545.00		
Int. on TDS	10,498.00		
Legal Expenses	131,010.00		
Marriage Ceremony	53,835.00		
Medical & Surgical Expenses	2,700,467.00		
Mess Expenses	59,955.00		
Misc Expenses	39,270.00		
Mobile Recharge Exp.	1,962.00		
Newspaper	8,573.00		
Office Maintenance	123,134.00		
Plantation Expenses	114,894.00		
Postage & Telegram	9,960.00		
Printing & Stationary	344,365.00		
Provisional Certificate Exp.	3,600.00		
Registration Form	10,000.00		
Repairs & Maintenance	571,839.00		
Salary (Non Teaching)	6,393,815.00		
Salary (Teaching)	24,488,009.00		
Sports Expenses	1,700.00		
Telephone	4,152.00		
Travelling & Conveyance	46,477.00		
Wages	3,095.00		
	<u>125,778,325.36</u>		<u>125,778,325.36</u>

For DEOKI BIJAY & CO.  
Chartered Accountants  
F.R. No. 313105E

CA. Rohit Jain  
Partner  
Mem. No. : 401055

Place : Ranchi  
Date : 29.09.2017



For Vananchal Educational & Welfare Trust

For Vananchal Educational & Welfare Trust  
Pawan Kumar  
Managing Trustee

## Audited Income & Expenditure Report

Year 2017-18

<p style="text-align: center;"><b>Vananchal Dental College &amp; Hospital</b> Garhwa</p> <p style="text-align: center;"><b>Income &amp; Expenditure Account</b> for the year ended 31st March 2018</p>			
Expenditure	Amount(Rs.)	Income	Amount(Rs.)
Advertisement	30,000.00	Adm. & Registration Fee	87,000.00
Bank Charges	43,994.31	Examination Fee Received	428,400.00
Cleaning Expenses	430,450.00	Form Fee	59,550.00
Computer Maintenance	23,350.00	Hostel Fee	3,505,000.00
Consultancy Charges	47,000.00	Income From OPD	3,474,085.00
Diesel & Fuel	1,295,562.00	Library Fee	112,000.00
Depreciation	10,258,066.00	Transport	352,500.00
E P F Exps	276,260.00	Tuition Fee	85,657,174.10
Electricity	1,721,628.00	Late Fees	67,050.00
Examination Fee Paid	493,750.00	Bank Interest	78.00
General Expenses	126,609.00		
Grant to VEWI	31,601,261.00		
OCI Annual Fees	50,000.00		
Inspection Fees	1,650,000.00		
Insurance	1,422.00		
Journal	200,000.00		
Legal Expenses	68,240.00		
Medical & Surgical Expenses	3,444,762.00		
Mess Expenses	1,640.00		
Misc Expenses	7,480.00		
Mobile Recharge Exp.	12,273.00		
Newspaper	6,513.00		
Office Maintenance	228,781.00		
Plantation Expenses	196,105.00		
Postage & Telegram	8,172.00		
Printing & Stationary	203,437.00		
Pooja Expenses	8,000.00		
Recognition Fees	1,400,000.00		
Repairs & Maintenance	1,343,407.00		
Salary (Non Teaching)	6,505,761.00		
Salary (Teaching)	24,501,575.00		
Telephone	29,543.00		
Travelling & Conveyance	18,296.00		
Wages	33,607.00		
Excess of Income over Expenditure	7,435,892.79		
	<b>93,702,837.10</b>		<b>93,702,837.10</b>

For DEOKI BIJAY & CO.  
Chartered Accountants  
F.R. No. 313105E

CA. Rohit Kumar  
Partner  
Mem. No. : 201066

Place : Ranchi  
Date : 29.09.2018



For Vananchal Educational & Welfare Trust

For VANANCHAL EDUCATIONAL & WELFARE TRUST

Pawan Kumar  
Managing Trustee

*[Signature]*  
Managing Trustee



# Audited Income & Expenditure Report

## Year 2018-19

Vananchal Dental College & Hospital Garhwa			
Income & Expenditure Account for the year ended 31st March 2019			
Expenditure	Amount (Rs.)	Income	Amount (Rs.)
Advertisement	7,600.00	Adms & Registration Fee	203,000.00
Bank Charges	20,001.16	Form Fee	23,500.00
Cleaning Expenses	567,145.00	Hostel Fee	3,027,989.20
Diesel & Fuel	10,613.00	Income From OPD	4,002,725.00
Depreciation	15,354,168.64	Library Fee	128,000.00
E P F Exps	276,149.00	Transport	205,988.20
Electricity	21,458.00	Tuition Fee	78,396,187.95
Examination Fee Paid	5,550.00	Interest on Fixed Deposit	521,490.00
General Expenses	191,852.00	Bank Interest	76.00
Grant to VEWIT	48,438,932.00	Misc. Income	500.00
Rent Paid	6,000.00		
Medical & Surgical Expenses	3,051,688.00		
Stores & Consumables	30,585.00		
Misc Expenses	1,045.00	Excess of Expenditure over Income	13,387,358.45
Journal	221,692.00		
Newspaper	9,149.00		
Plantation Expenses	251,515.00		
Postage & Telegram	9,427.00		
Printing & Stationary	88,340.00		
Pooja Expenses	9,000.00		
Repairs & Maintenance	456,009.00		
Salary (Non Teaching)	6,766,922.00		
Salary (Teaching)	23,423,616.00		
Telephone	17,283.00		
Travelling & Conveyance	45,865.00		
Wages	15,200.00		
	<u>99,896,814.80</u>		<u>99,896,814.80</u>

For DEOKI BIJAY & CO.  
Chartered Accountants  
F.R. No. 313105E

CA. Rohit Jain  
Partner  
Mem. No. : 401066

Place : Ranchi  
Date : 30.09.2019



For Vananchal Educational & Welfare Trust  
For Vananchal Educational & Welfare Trust

Pawan Kumar  
Managing Trustee

*[Signature]*  
Managing Trustee


## CRITERION -VIII Point-8.1.12 Annexure-8

### Details of C.D.E. & Faculty Dev. Programmes

List of Programmes (Medical Education Technology)			
8.1.12 Faculty Attended Seminars and Workshops by Medical Education Technology			
Year	Name of the workshop/ seminar	Date: From - To	Number of participants (Faculty)
2018-19	WORK SHOP ON ENDOMOTOR	16th Jan -2019	60
2017-18	CBCT WORKSHOP	21-Oct-17	65
2016-17	CDE PROGRAMME	12 th july 2016	90
2015-16	BASIC IMPLANTOLOGY WORK SHOP	26-Sep-16	65
2014-15	LASER IN DENTISRY WORK SHOP	20 th Aug 2015	60

### C.D.E. Programm

**ABOUT COLLEGE.....**



Vananchal Dental College and hospital is one of the premier institute of India that offers both undergraduate and post graduate courses in the field of dentistry. Our infrastructure facilities are amongst the best, having abundant patient flow, supported by our dedicated faculty who are outstanding clinicians, members of various national and international bodies, working as editors & reviewer in the various national and international journals of repute & well-versed with the latest know-how in the ever-expanding field of dentistry. In our institute, the students are groomed to excel not only in theory but to acquire clinical skills in an ambience conducive to academic pursuits.

**SPEAKER PROFILE**



Dr. Ranjeet Kumar Patil is presently working as Professor & Head in Department of Oral Medicine & Radiology, Faculty of dental sciences, KGMU, Lucknow.

He graduated from GDC, Nagpur in year 1992 & subsequently post graduated in subject of Oral medicine & Radiology from the same institute in year 1998. He has more than 20 years of UG & PG teaching experience. He is also actively involved in PhD teaching. He has delivered various invited talks in different institutions in India as well as abroad with special emphasis on the advances in Oral Radiology. He has number of national & international publications in reputed & indexed journals.

**PROGRAM SCHEDULE**

CBCT offers 3-D visualisation of the complex oro-facial region with more precise information compared to the analogue/digital radiograph. It is an accurate tool for many clinical oral & maxillofacial areas of interest, with lower radiation doses than conventional CT. CBCT has gain more popularity in a short span of time & clinicians are rapidly realising the significant advantages of CBCT imaging in the present scenario.

8:30-9:00	Registration
9:00-10:00	Introduction of CBCT & Basic principles
10:00-11:00	Imaging of orofacial region
11:00-11:15	Tea break
11:15-12:00	Imagination
12:00-1:00	Implant Planning
1:00-2:00	Lunch break
2:00-3:00	Third Party software in CBCT
3:00-4:00	CBCT in medical field
4:00-5:00	Discussion
5:00-5:30	Validictory ceremony

**Registration Details**

U.G. Students & Interns	Upto 31 Dec'19	Upto 08 Jan'2020	Spot Reg.
	Rs.500	Rs.700	Rs.1000
P.G. Students Delegates	Rs.1000	Rs.1200	Rs.1500
	Rs.1000	Rs.1200	Rs.1500

**Payment Details**

Bank: State Bank of India  
A/C Name: CDE -VDCH  
A/C No: 38953532316  
IFSC Code: SBIN0017821  
Branch: Dental College campus, Pharatiya, Garhwa, Jharkhand

(Please carry receipt of payment transfer.)  
Demand Draft/ Cheque to be drawn in favour of "CDE-VDCH" Payable at Garhwa.

**Venue:**  
Auditorium VEWT, Garhwa

**Contact Details:**  
09568190031, 09576111615, 07091502978  
Email Id: vdch\_garhwa@rediffmail.com

**ORGANISING COMMITTEE**

Patron	Co-Patron
Hon. Shri D.P.Singh	Hon. Shri Pawan Singh
Organising Chairman	Organising Secretary
Dr S.P. Moshby	Dr Vishwa Deepak Singh
Co-Organising Secretary	Treasurer
Dr Tanya	Dr Sushma K.N.
Advisory Committee	
Dr K.Vinod	Dr Vijay Duggi
Dr D. Kiran Murtly	Dr Diwakar N.R.
Dr A.K. Sinha	Dr Bala Murugan
Dr Vijendra Pandey	
Transport & Accommodation Committee	Hospitality Committee
Dr Amit Mishra	Dr Jyotish Kumar Jha
Dr Anup	Dr Deepak Kumar
For Registration	
Dr Manish Prakash	Dr Divya Singh
07004247926	09973261435
Supported By:	
Selmarm Private Limited Dental Material Supplier Lucknow- 0933566111	

**VANANCHAL DENTAL COLLEGE & HOSPITAL, GARHWA, JHARKHAND**

**Cordially Invite You To Attend The**

**CONTINUING DENTAL EDUCATION PROGRAM**






**"CONE BEAM COMPUTED TOMOGRAPHY: A BIRD'S EYE VIEW"**

**09 January 2020 (Thursday)**

**Guest Speaker**  
**Dr Ranjeet Kumar Patil**



## Relevant Photographs







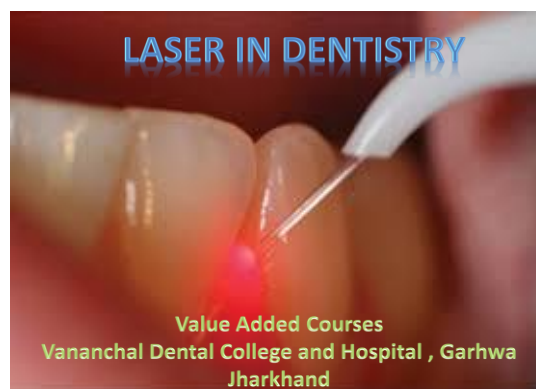


**VANANCHAL DENTAL COLLEGE & HOSPITAL**

**BASIC LIFE SUPPORT COURSE (BLS)**



RUN UNDER VANANCHAL EDUCATION AND WELFARE TRUST  
FARATHIYA, MOOR, GARHWA, JHARKHAND - 833114



**THANKS**